



2024 Seed Catalogue



To Our Valued Gardeners,

Thank you for being part of our gardening family! We are grateful for your continued support since our humble beginnings as a little store in Waterloo in 1891. We are still owned and operated by the same family, now in its 5th generation of leadership. From that little store, we've grown to supply gardeners all across Canada with a full lineup of products.

You motivate us to scour the world for new and unique vegetables, herbs and flowers and work closely with our growers to offer you only the best seeds possible. We now offer over 30 herbs, 250 vegetables, 240 annual flowers, and 100 perennial & biennial flowers, all suitable for Canada's various climates.

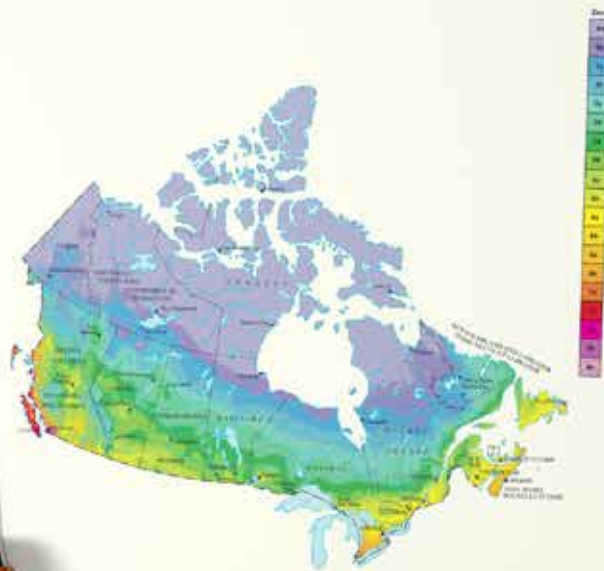
OSC Seeds is also a leader in wildflower seed, native, and restorative seed mixtures. We offer premium turf grass and alternatives for your home lawn as well, with top quality mixtures developed by our knowledgeable OSC Turf experts.

As we look towards another year, we are reminded of how rising food costs will motivate many new families to take up gardening for the first time and are looking forward to sharing our knowledge and expertise on how to be successful. We've made a lot of adjustments in the last few years to manage the increased demand for seed and extend a very heartfelt and sincere thank you to everyone for sticking with us.

A lot has changed in the last 130 years, but our values have not. We're still closed on Sundays to spend time with family. We continue to bring you high quality, untreated, GMO-free seed, all tested to Canada's highest standards for germination and purity.

Supply chain disruptions continue, and more extreme weather conditions constantly bring new challenges to seed production and supply. However, we remain committed to doing our very best to ensure you have the seeds and support you need for success in the garden!

From all of us at OSC Seeds, thank you and Happy Gardening!



Asparagus

Asparagus officinalis – 50 seeds/gram

How to Grow:

Select a sunny site with well-drained soil and work in large amounts of composted manure up to 12" deep. A soil pH in the range of 6.5 to 7.5 is ideal. **Planting:** Soak your asparagus seeds in water for 2 days, then sow seeds 2.5 cm (1") deep and 12.5 cm (5") apart in rows 45-60 cm (18-24") apart. **Thinning:** Thin the seedlings to 15 cm (6") apart when they are 7.5 cm (3") tall. **Transplanting:** During mid-spring in the second year, transplant the 1 year old roots 45 cm (18") apart in rows 1 m (40") apart. **Harvesting:** It is best to wait until the third year after sowing to take a regular harvest. Each spring, mulch established plants with compost and work in large amounts of composted manure 30 cm (12") deep. Feed with a general-purpose vegetable fertilizer such as granular 4-12-8 or soluble 20-20-20.

1100 ■ MARY WASHINGTON

Approx. 60-75 sds/pkt. A trusted, reliable variety introduced in 1949 that produces vigorous, medium green, mouth-watering spears that are excellent fresh or quite suitable for freezing. It is an heirloom vegetable that is one of the older and more common asparagus varieties, with good resistance to asparagus rust and wilt. When fully established, asparagus plants can produce yields for 20 years or more.

Asparagus seeds may be started indoors for one year before being transplanted to a garden bed with deep, composted soil. To keep them growing well, you should mulch your plants with composted material each spring and you will be enjoying delicious asparagus spears for years to come!

ASPARAGUS	PACKET	25G	125G	500G	1KG
1100 MARY WASHINGTON	2.49	9.65	25.30	58.85	99.00

Artichoke (Globe)

Cynara cardunculus var scolymus – 20 seeds/gram

How to Grow.

Start seed indoors in a soilless mix 8-12 weeks before the last frost date in your area. **Sow** the seed 6 mm (1/4") deep and germinate at 21-26°C (70-80°F). When seedlings are 2.5-5 cm (1-2") high transplant to individual 10 cm (4") pots and grow on at 15-21°C. **Planting:** Harden off and transplant to the garden after the threat of frost has passed. Artichoke does best in full sun with a deep, organic, fertile soil. **Space plants** 60-90 cm (24-36") apart in rows 1.75 m (6') apart. Keep plants evenly watered, mulch the soil to help preserve soil moisture and keep soil from becoming too warm in summer to prevent triggering a summer dormant period. Start with a thin layer of mulch and build it up to 10 cm (4") thick as the plants grow. **Harvesting:** Artichoke is a tender perennial, hardy from Zone 7 up. First year artichokes are small and few in number but can still be suitable for harvest. Higher quality artichokes develop in the second and third years. Therein lies the gardener's greatest challenge. Artichokes will not survive winter in most areas of Canada! We suggest digging up and overwintering dormant roots in a cool area indoors if you do want to try for a second year harvest

1105 ■ GREEN GLOBE IMPROVED 100 days

Approx. 20 sds/pkt. Heirloom. "Green Globe" has deep green buds with a slight purple tinge. The artichoke flowers are best harvested when 5-9 cm (2.5-4") in diameter. The fleshy base of the flower scales and the firm centre are the edible portions. Plants can reach 1.5 m (4.5') in height in one year.

ARTICHOKE (GLOBE)	PACKET	25G	125G	500G	1KG
1105 GREEN GLOBE IMPROVED	2.49	9.65	25.30	58.85	99.00

Pricing Policy & Sales Tax. Prices subject to change without notice. Tax not included. Commercial and Market gardeners must provide a signed PST Exemption certificate with their Vendor Permit number for exemption. GST applicable on all items except Beans, Corn and Peas in packages greater than 5 kg and small seed sold in packages greater than 125 grams or more that 2500 seeds when sold by seed count. HST is applicable. Parcels shipped Expedited Parcel Post. (Other shipping methods available on request and may incur additional charges). No returns accepted without prior consent from our office (519-886-0557).

Our Guarantee: We guarantee the purity and vitality of our seeds to the amount of the purchase price. It is recognized that mistakes can occur. Therefore it is mutually agreed that in no case shall OSC Seeds be liable for any more than the amount actually paid for the seed purchased. The buyer acknowledges by acceptance of the seed herein that the limitation and disclaimers herein are conditions of sale and constitute the entire agreement between the parties regarding warranty or any other liability. If the seed is not accepted under these conditions, return it to us within 10 days and the full purchase price will be refunded.



MARY WASHINGTON



GREEN GLOBE IMPROVED



SLENDERETTE

Beans

Phaseolus vulgaris – 4 to 5 seeds/gram



STRINGLESS GREEN POD

How to Grow: Beans tolerate a wide range of soil types. Their best growth is in light, organic, well drained soil with a pH of about 6.5. Beans have a distinct dislike for cold, wet soils, so sow seed only after the soil has warmed to at least 16°C (60°F) or you risk poor germination. Optimum soil temperatures are 21-30°C (70-85°F). **Sow** seeds 2.5 cm (1") deep and 8 cm (3") apart in rows spaced 45-70 cm (18-28") apart. To ensure a continuous harvest, sow bush-type varieties every 10 days until mid-July. Keep beans evenly watered, particularly when the plants are in flower and when production of the pods start. Avoid the use of high nitrogen fertilizer. Nitrogen promotes excessive foliage. Avoid disturbing beans when leaves are damp to reduce the incidence of disease. When possible practice a 3 year crop rotation to limit disease spores that can accumulate in the garden soil. **Harvest:** Pick regularly when beans are 10-15 cm (4-6") long and to encourage new pod set.

Green Bush Beans

1110 ■ BLUE LAKE BUSH 65 days

Approx. 80-100 sds/pkt. Heirloom. Superbly flavoured, rounded 15 cm (6") long green meaty pods are solid and not stringy at all. Produces big bushy plants up to 45 cm (18") wide so give them room to grow with widely spaced rows. Blue Lake Bush is a home and market garden staple and is a favourite for canning and freezing. The seeds of this variety when allowed to mature are white.

1112 ■ CONTENDER 48 days

Approx. 70-80 sds/pkt. Heirloom. Great taste with a heavy, very early yield are the hallmarks of this wonderful bean. Gently curved 15 cm (6") pods are light green and have a slight curl at the ends. The leaves tend to be slightly yellow-green when maturing. Due to its early yielding this variety is perfect for short growing seasons. Resistant to common mosaic virus (BCMV) as well as powdery mildew and performs very well in hot weather. Brown seed.

1115 ■ SLENDERETTE 53 days

Approx. 80-100 sds/pkt. Dark glossy green pods 13 cm (5") long are slender and smooth with an outstanding flavour. Since the tender beans have no string, they are an excellent choice for freezing or canning. Pods grow high on the plant for easier picking. Resistant to common bean mosaic, top curly virus and shows good heat resistance. White seed.

CROP FAILURE

1120 ■ STRINGLESS GREEN POD 52 days

Approx. 80-100 sds/pkt. Heirloom. This Burpee bred culinary star was first introduced in 1894. Well known for its medium green, very tender, slightly curved, stringless pods that grow to about 15 cm (6") long. Excellent heat tolerance. Yields are early in the season and very heavy. Strong, upright plant habit. Brown seed.

1127 ■ OUTLAW 60 days

Approx. 70-80 sds/pkt. A delightful green bean that's excellent for home gardeners, commercial growers and pick your own operations. Consistently produces huge yields of 12.5-17.5 cm (5-7") premium quality, tender and sweet, dark green pods. You'll love the traditional bean flavour and its ability to produce longer in the season than other varieties. Large, upright plants with excellent disease resistance to common mosaic and curly top virus! Pale green seeds.

1130 ■ TENDERGREEN 54 days

Approx. 80-100 sds/pkt. The king of the green snap beans! An extraordinarily heavy producer, yielding succulent, sweet 15 cm (6") long beans that are superb for fresh or frozen use. Bush type habit, growing 50-70 cm (20-28") tall with a spread of 50-60 cm (20-24"). Nicely shaped dark green beans are held well off the ground making picking less of a chore. By far, our best selling variety. Black seed.

1165 ■ ROMANO BUSH NO. 14 60 days

Approx. 70-80 sds/pkt. Stocky but bushy 38-50 cm (15-20") plants produce an abundant crop of meaty, yet tender, broad, flattened, medium green pods 12-15 cm (5-6") long. Used fresh as a snap bean as well as for freezing. Delicious flavour abounds! Buff coloured seed with white eye.

Filet Bush Bean

1187 ■ SERENGETI (French Filet Type) 55 days

Approx. 60 sds/pkt. A strong, upright growing fancy French filet bean featuring 14 cm (5.5") long, straight smooth medium green pods. Robust plants easily carry high yields of these beautiful tasting tender pods. Serengeti also boasts great disease resistance to Common Mosaic Virus and Anthracnose. White seed.

Yellow Bush Beans

1135 ■ PENCIL POD BLACK WAX 57 days

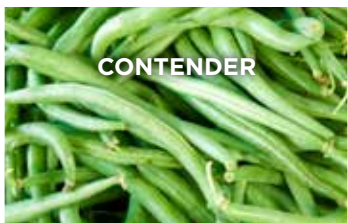
Approx. 80-100 sds/pkt. Heirloom Vegetable introduced in 1900. This vigorous, stocky bush bean is a prolific producer. Fleshy, light yellow pods 12-15 cm (5 to 6") long are quite tender and generally stringless. Plants grow to between 40-50 cm (16-20") tall. A highly dependable multi-use bean for both home and market gardeners alike. Resistant to rust and mosaic virus.

1140 ■ GOLDEN WAX 50 days

Approx. 80-1000 sds/pkt. Heirloom since the early 1870's and continues to be one of the best selling yellow wax beans on the market. Smooth, slightly curved, creamy yellow 13-15 cm (5-6") pods on plants growing about 45 cm (18") tall with a spread of 25-30 cm (10-12") wide. An excellent variety for fresh eating as well as for both freezing and canning. Hardy and very productive. Good disease resistance and well suited to short growing seasons.



BLUE LAKE BUSH




CONTENDER



OUTLAW



TENDERGREEN



SERENGETI



PENCIL POD BLACK WAX



ROMANO BUSH NO. 14



ROYAL BURGUNDY



TAYLORS DWARF HORTICULTURAL

Novelty Beans

Purple Bean

1160 ■ ROYAL BURGUNDY 50 days

Approx. 80-100 sds/pkt. Deep purple pods are eye catching in the garden and on salads when used raw. Upright 45 cm (18") plants are loaded with richly textured, crisp and meaty 15 cm (6") long pods. Delicious flavour whether eaten fresh or brought out from the freezer over the winter. When cooked for 2 minutes, the pods turn a bright green indicating the perfect blanching time for freezing! Brown Seed.

Horticultural / Shell Bean

1170 ■ TAYLORS DWARF HORTICULTURAL 65 days

Approx. 70-80 sds/pkt. A fresh shell bean with semi-round, 15 cm (6") long, light green pods that turn a crimson flecked white as they mature. Vigorous, tall plants, 75 cm (2.5') high produce an abundant crop. Good green-shell bean that compares well in flavour with lima beans. Grow like any other bush bean and harvest when beans are plump inside pods. Red-brown seed.

Fava Bean (Vicia faba)

1195 ■ BROAD WINDSOR 65 days

Approx. 10-15 sds/pkt. Heirloom. Long, straight pods with 5 to 6 large, meaty beans per pods. Plants grow to 60 cm (24") height. A very good, general-purpose fresh or dried bean. Note: Fava beans germinate well in cooler soil. Plant the seeds early in the spring about the same time as garden peas. Brown seed.

Time slows down in the garden. Put on your old clothes, a wide brimmed hat, gather your gardening tools and leave the cell phone in the house. Enjoy the moment!

Lima Bean

1200 ■ FORDHOOK 75 days

Approx. 20 sds/pkt. Heirloom. Made famous as the WWII 'Victory Garden'. Large productive plants yield very well under high temperature conditions. The 2.5 cm (1") wide, 10 cm (4") long pods are slightly curved and contain 3 or 4 large, thick, oval, light green coloured beans. Excellent flavour. Pick when pods are plump and bulging. White seed.

GREEN BUSH BEANS	LARGE PACKET	250G	2KG	10KG	25KG
1110 BLUE LAKE BUSH	2.99	7.25	37.50	125.00	235.00
1112 CONTENDER	2.99	7.15	36.90	123.00	230.00
1115 SLENDERETTE - CROP FAILURE	2.99	7.15	36.90	123.00	230.00
1120 STRINGLESS GREEN POD	2.99	7.15	36.90	123.00	230.00
1130 TENDERGREEN	2.99	7.55	39.00	130.00	243.00
1165 ROMANO BUSH 14	2.99	7.85	40.50	135.00	253.00
YELLOW BUSH BEANS					
1135 PENCIL POD	2.99	7.15	36.90	123.00	230.00
1140 GOLDEN WAX	2.99	8.10	41.70	139.00	260.00
PURPLE POD BEANS					
1160 ROYAL BURGUNDY	2.99	7.15	36.90	123.00	230.00
HORTICULTURE BEAN					
1170 TAYLORS DWARF	2.99	7.60	39.30	131.00	245.00
FAVA / BROAD BEANS	LARGE PACKET	250G	2KG	10KG	25KG
1195 BROAD WINDSOR FAVA	2.99	8.60	44.40	148.00	276.00
LIMA BEANS					
	PACKET				
1200 FORDHOOK	2.49	8.60	44.40	148.00	276.00
GREEN BUSH BEAN - SOLD AS SEED COUNT					
	75 SDS	200 SDS	500 SDS	2,000 SDS	
1127 OUTLAW	2.99		7.55	23.35	
FRENCH FILET BEAN - SOLD AS SEED COUNT					
1187 SERENGETI	2.99		7.55	23.35	
EDIBLE SOYA BEAN - SOLD AS SEED COUNT					
	PACKET				
1235 BESWEET 292	2.99	11.40	21.00		



GOLDEN WAX



BROAD WINDSOR



FORDHOOK



BESWEET "EDAMAME"



KENTUCKY WONDER GREEN



SCARLET RUNNER



MULTI-COLOURED COLLECTION

SAVE 20%
ONLY \$7.15 FOR EACH COLLECTION!

Pole Beans

4-5 seeds /gram. Pole Beans offer faster picking, much higher yields, longer harvest periods and give the gardener with limited space the opportunity to have beans in their "smaller gardens". Sowing: The growth requirements for pole beans are the same as bush beans except they need to be grown on trellises, open weave fencing, nylon bean netting strung between supports or on bamboo or pole teepee. Securely anchor temporary structures to prevent collapse during the growing season. Make sure irrigation supplements rainfall during drier weather.

1210 ■ KENTUCKY WONDER GREEN 65 days

Approx. 80-100 sds/pkt. Heirloom Introduced in the late 1870's. A strong, hardy and vigorous climber that offers a prolific long season. Produces round, meaty pods 18-20 cm (7-8") long. A tried and true variety producing top quality green beans with a distinctive pleasing taste. Brown Seed.

1215 ■ KENTUCKY WONDER WAX 67 days

Approx. 70-80 sds/pkt. Heirloom. Shares the same vigorous growing habits and tender, tasty quality of Kentucky Wonder Green except the 15-20 cm (6-8") pods are a beautiful buttery yellow! Brown seed.

1220 ■ BLUE LAKE POLE. 55 days

Approx. 80-100 sds/pkt. Popular for its heavy yields of meaty, very tender, medium size 15 cm (6") straight, dark green, stringless pods. Good used fresh but renowned for their canning and freezing qualities. Blue lake has a long harvest window if picked regularly. Must be trellised or staked for optimum performance and yields. White seed.

1225 ■ SCARLET RUNNER 67 days

(Phaseolus coccineus). Approx. 30-45 sds/pkt. Heirloom from the early 1750's! Reaching 3 m (10') or more in height, these densely leaved, vigorously growing plants are often used as ornamental climbers due to the abundance of brilliant scarlet flowers they produce. The broad, oval, 20-25cm (8-10") string- less pods are delicious when harvested and cooked young. Pick mature pods to ensure continuous production of the beautiful flowers. The scarlet red flowers are also a sure-fire hummingbird attractant. Resistant to Bean Common Mosaic Virus and Anthracnose.

1227 ■ RATTLESNAKE 66 days

Approx. 70-80 sds/pkt. Heirloom. Stringless pole bean with striking purple blossoms that match the purple and green pods. Deliciously flavoured, sweet tasting, tender 17.5 cm (7") pods with an intensified colour when steamed or cooked. Speckled seeds are popular as a snap or dried beans. Perfect for hot, humid areas. Vines can reach 2.5 m (6-1/4') height. Brown seed, black markings.

Bean Collections

Let us take the guesswork away from "what bean to plant" in this year's garden with these 3 different collections of our most-loved favourites!

1237 ■ MULTI-COLOURED COLLECTION

One large packet each of Pencil Pod Black Wax, Tendergreen and Royal Burgundy.

1238 ■ GREEN BEAN COLLECTION

One large packet of Blue Lake Bush, Contender and Tendergreen.

POLE BEANS	LARGE PACKET	250G	2KG	10KG	25KG
1210 KENTUCKY WONDER GREEN	2.99	7.85	40.50	135.00	253.00
1215 KENTUCKY WONDER WAX (YELLOW)	2.99	7.85	40.50	135.00	253.00
1220 BLUE LAKE POLE	2.99	8.10	42.60	142.00	266.00
1225 SCARLET RUNNER	2.99	8.10	60.50	201.75	377.00
1227 RATTLESNAKE	2.99	9.25	46.40	154.75	289.00

NOTE

Our seed is not treated except for a few varieties of sweet corn. We cannot be held liable for poor germination due to cool soil temperatures and inconsistent spring rain. For any earlier start to the season sow seed into peat pots or Jiffy 7 pellets and transplant outdoors when the soil has warmed.

ORDER BY TELEPHONE
519-886-0557



KENTUCKY WONDER WAX



BLUE LAKE POLE



RATTLESNAKE



BULLS BLOOD

Beets

Beta vulgaris – 60 seeds/gram



CHIOGGIA



EARLY WONDER

How to Grow: One packet sows approximately 6 m (20') of row. Beets thrive best in a cool, sandy loam with a pH of 6.0 to 7.5. For continual harvest, sow seeds 1.2 cm (1/2") deep and 2.5 cm (1") apart in two week intervals beginning when the soil has warmed to 7°C(45°F) and avoid sowing after mid-July. Fall crops could be sown after August 15th.

Planting: As each beet 'seed' is actually a corky fruit with 2 to 5 seeds contained within, it is important to thin the young seedlings to 7-10 cm (3-4") apart to provide enough room for proper root formation. Use plants that are thinned as a source of tender, edible greens. Over-watering or excessive rainfall may lead to rapid leaf growth and pale or small roots. Weather/temperature stress will cause plants to send up premature seed stalks rather than produce a nice round bulb. Over-fertilization followed by excessive moisture and extreme heat will also lead to the same reaction. **Disease:** Beets are susceptible to scab which cause raised brown spots on mature roots. A boron deficiency in the soil is the usual cause. Combat this by adding extra humus/manure content to the garden before planting. **Harvest:** Beets are perfect for summer or fall harvest when roots are 5 cm (2") diameter and taste best when harvested small. Use the leafy tops as greens in salads or stir-fries.

1240 ■ ALBINO 50 days

Approx. 70-80 sds/pkt. Heirloom. Originating from Holland these sweet, pure white, fairly smooth 5 cm (2") round beets will never stain again. Its super white flesh is tender and sweet unlike the traditional earthy tasting beet. Strong, tall, all green tops are delicious when cooked like spinach or garnishing a salad

1245 ■ BULLS BLOOD 60 days

Approx. 200 sds/pkt. Heirloom, introduced in 1840. Beautiful dark red leaves are perfect for baby greens in as little as 35-40 days and a colourful additional to salads with a clean, crisp, sweet flavour. The 5-7.5 cm (2-3") diameter globe-shaped roots have a sweet, wholesome flavor and taste best when harvested young.

1250 ■ CHIOGGIA 60 days

Approx. 125 sds/pkt. Heirloom. An Italian home garden variety grown since at least the 1840's. Chioggia has a light red, flattened globe-shaped root with striking interior rings of alternating pink/white. Green tops and red stems are eye catching colourful additions to salads. The 5 cm (2") diameter roots have a delicious "sweet pepper" taste when cooked. Heavy yielding with higher levels of geosmins (earthy flavour) account for its popularity with beet purists.

1255 ■ CYLINDRA 80 days

Approx. 375 sds/pkt. Heirloom. This early 1890's introduction produces smooth, dark red, 16 cm (6.5") long, cylindrical beets. The sweet tasting roots are excellent keepers and are perfect for slicing due to their uniform diameter and length. Cylindra cooks well and is best used when young however a pleasant surprise awaits as the roots still keep much of their sweet, tender flavour when larger. Our best canning beet!

1260 ■ DETROIT DARK RED 63 days

Approx. 450 sds/pkt. Heirloom. This 1892 introduction is the standard bearer of the beet family! Striking dark red, 7 cm (3") globe shaped roots have a smooth crown and small taproot. Fast maturing with a sweet succulent flesh,

uniform shape and consistent interior colour making this variety the perfect candidate for eating fresh, canning or freezing. Green leaves with red veining are great in salads too!

1265 ■ EARLY WONDER 57 days

Approx. 350 sds/pkt. Heirloom, introduced around 1911. A dual purpose beet that's quick to produce tender, smooth-skinned, 7-10 cm (3-4") round to semi-globular roots. Exceptionally uniform in shape and interior colour. Use the tall, flavourful tops for sweet tasting salad greens or cook like spinach.

1270 ■ GOLDEN 55 days


Approx. 200 sds/pkt. Heirloom. A real winner right from the time it was introduced in the 1940's. The 5 cm (2") round, sweet flavoured roots are a golden-yellow colour with luscious green leaves and golden stems. Many people consider the leaves of the Golden Beet superior in flavour to many spinach varieties. Because flesh is yellow, there is minimal "bleeding" to discolour other ingredients in salads. In very high demand with gourmet chefs. Order early, we always sell out quickly!

More Beets on next page.

BEETS	PACKET	25G	125G	500G	1KG
1240 ALBINO	2.99	15.35	36.70	108.55	
1245 BULLS BLOOD	2.19	8.75	19.75	53.90	77.00
1250 CHIOGGIA	2.19	8.75	19.75	53.90	77.00
1255 CYLINDRA	2.19	7.20	14.95	34.65	48.40
1260 DETROIT DARK RED	2.19	7.20	14.95	34.65	48.40
1265 EARLY WONDER	2.19	7.20	14.95	34.65	48.40
1270 GOLDEN	2.99	13.15	27.50	67.10	93.50
1275 RED ACE HYBRID	2.99	9.75	21.95	59.40	84.70
1276 KESTREL HYBRID	2.99	9.75	21.95	59.40	84.70
1277 LUTZ GREEN LEAF	2.19	8.75	19.75	53.90	77.00



ALBINO



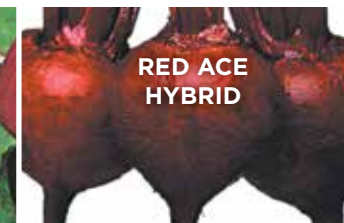
CYLINDRA



GOLDEN



DETROIT DARK RED



RED ACE HYBRID



KESTREL HYBRID



BEEF COLLECTION



RAPINI OR SPRING RAAB

Broccoli

Brassica oleracea – 300 seeds/gram

1275 ■ RED ACE HYBRID 53 days

Approx. 125 sds/pkt. More uniform Detroit-type beet. Quick to mature, excellent heat and bolting resistance, a long harvest period and an ability to maintain their tender sweet tasting flesh when larger, all together make Red Ace a prime candidate for the best all round beet. The attractive green, red-veined leaves crowning this hybrid make tasty greens. Excellent disease tolerance and uniformity.

1276 ■ KESTREL HYBRID 53 days

Approx. 125 sds/pkt. Deep red, beautifully rounded, globe-shaped roots with high sugar content and excellent hybrid vigor. For fresh market or home garden growing for early baby beets, it's hard to find a better variety! Bright green, semi-glossy tops. Excellent disease resistance!

1277 ■ LUTZ GREEN LEAF 60 days

Approx. 300 sds/pkt. Heirloom. Known for its lush, glossy foliage that makes it a superb, tasty green and for its large sweet roots. An excellent multi-purpose beet variety with large roots that can grow to 15 cm (6") wide without getting woody. Holds up well in long term storage. Sometimes referred to as "winter keeper".



LUTZ GREEN LEAF

Gourmet Beet Collection

1272 ■ BEEF COLLECTION

One packet each of Chioggia, Detroit Dark Red and Golden Beets

8

SAVE 20%
ONLY \$5.90 FOR THE COLLECTION!

Broccoli has been cultivated for over 2000 years. This garden favourite is native to the Mediterranean but migrated throughout the world to become a major vegetable of choice for home gardeners. Broccoli are high in vitamins A and C, folic acid and iron. Interestingly, broccoli contains high levels of the reputed cancer fighting compound, sulforaphane.

How to Grow:

Plants mature quickly and grow best in cooler weather. Both early and late crops are possible. A rich, fertile soil with good moisture retention capacity is ideal for bumper crops. Sowing: For early crops, start seed indoors in a soilless mix anytime from mid-March to early April, sowing seed 6mm (1/4") deep. Thinning: Set out the transplants in mid-May spacing them about 60 cm (24") apart in rows 60 cm (24") apart. Seed can also be directly sown outside in mid May 6 mm (1/4") deep and 7.5 cm (3") apart. Thin or transplant seedlings to 60 cm (24") apart. Avoid crusting over the soil when directly seeding outdoors as this will greatly reduce the emergence of the seedlings. Fertilizing is essential. Use a balanced NPK granular or 20-20-20 water soluble. Keep the area weeded and evenly watered. Harvesting: When the weather becomes hot, check the plants daily as high temperatures cause the flower buds to open quickly (bolt) and taste and quality rapidly deteriorates. Harvest the main head when the buds are tight and compact, well before flowering. Cut the centre stalk at an angle below the main head and avoid damaging the side shoots. This encourages more side shoots to develop to provide an extended harvest. Flowering will signal an end to head production. One packet sows approx. 20 m (66') of row when thinned to a 40-50 cm (16-20") spacing.

1280 ■ GREEN SPROUTING (Italian Type) 70 days

Approx. 200 sds/pkt. Heirloom. Green Sprouting is an old Italian variety that matures early and is surprisingly easy to grow. Large vigorous plants grow to 50 cm (20") tall. Produces heavy crops of large, solid, central heads with numerous medium size, lateral heads produced later in the season. Open pollinated.

1279 ■ ASPABROC HYBRID 60 days

(Baby Broccoli) Approx. 20-25 sds/pkt. A fascinating new introduction that combines the best of both asparagus and broccoli in one plant. The entire plant is edible from the delicate clusters of sweet broccoli-like florets to the long, tender asparagus-like stems. Matures to 60 cm (24") height. We suggest harvesting the main stem when the buds begin to form. Side sprouts will then develop allowing harvests to continue for up to five more weeks.

1285 ■ GREEN MAGIC HYBRID 62 days

Approx. 75 sds/pkt. Much more uniform with a tighter head than any other variety we've trialed. Medium-sized, semi-domed, dark blue-green heads have medium sized beads and great holding ability during summer heat. Excellent for spring/fall crops. Use for cut crowns and enjoy lots of extra side shoots. Tolerant to Powdery Mildew.

1295 ■ RAPINI OR SPRING RAAB 60 days

Approx. 200 sds/pkt. Heirloom. A traditional Italian variety producing both tender young leaves and flowering shoots with tiny broccoli-like florets. Both the leaves and the heads can be eaten together creating a robust flavour that will dazzle your taste buds and leave you looking for more. By carefully picking young leaves, stems and flower buds, the harvest period can be spread out over 2 to 4 weeks.



ASPABROC HYBRID



GREEN SPROUTING



GREEN MAGIC HYBRID

Brussels Sprouts

Brassica oleracea – 220 seeds/gram

A nutritious member of the Gemmifera Group of cabbages, grown for its edible buds. These tight leaf vegetables are typically 1.5-4.0 cm (0.5 to 1.75") in diameter and look like miniature cabbages. Brussels Sprout have long been popular in Brussels, Belgium, and may have gotten their name there.

How to Grow: Start seed indoors in a soil-less mix 6 weeks before your normal last frost date. Sow seed 6 mm (1/4") deep and keep at 21°C(70°F) for the 7-10 day germination period. Grow on at slightly cooler temperatures. **Planting:** Harden off and transplant outside to a sunny area in late May. Space plants 75 cm (30") apart in the row with rows 75 cm (30") apart to allow for weeding. **Harvesting:** Flavour is improved by significant fall frosts. Harvest the solid, tightly closed heads by snapping them off with a sharp, downward tug or by cutting them clean with a sharp knife.

1300 ■ LONG ISLAND IMPROVED 95 days

Approx. 400 sds/pkt. Heirloom. Introduced in the 1890's. This long-time North American home garden favourite has continued to produce reliable yields of tasty sprouts throughout the years! Performs well for home and market gardeners. Strong, large plants to 60 cm (24") tall, easily produce 50 to 100 dark green sprouts about 2.5 cm (1") in diameter along the strong central stem. Good flavour and exceptionally heavy yielding. Also known as "Catskill" variety.

1302 ■ REDARLING HYBRID 140 days

Approx. 10 sds/pkt. Striking red-purple, 2.5 cm (1") sprouts are milder and sweeter than green varieties and rich in Vitamin C. Plants mature to 75 cm (40") height and spread to 25 cm (10") wide. Taste is improved when touched by fall frosts.

BROCCOLI	PACKET	25G	125G	500G	1KG
1280 GREEN SPROUTING	2.19	8.75	21.80	60.50	90.00
1295 RAPINI	2.19	7.90	20.90	58.85	84.70
SOLD AS SEED COUNT	PACKET	200 SDS	500 SDS	1000 SDS	
1279 ASPABROC HYBRID	3.49	26.40		71.65	
1285 GREEN MAGIC HYBRID	2.99		13.15	19.80	
BRUSSELS SPROUTS	PACKET	25G	125G	500G	1KG
1300 LONG ISLAND IMPROVED	2.19	8.30	26.70	63.80	
SOLD AS SEED COUNT	10 SDS	100 SDS	250 SDS		
1302 REDARLING HYBRID	3.49	19.75	37.35		

A FACT TO GROW BY

People often ask if we have a retail store and we are pleased to say, yes we do. Our seeds and other gardening supplies are available from the Ontario Seed Home Hardware at 16 King St. S. in Waterloo, Ont. The store is open year round and filled with everything you need to get growing. Items like seeding trays, peat pots/strips, seed starting soils, fertilizers, plant tags, gardening tools and so much more! Store hours are Monday to Friday 8:30 am to 6:00pm and Saturday 8:30 am to 5:30pm. We are closed on Sundays as family time is very important to us.

What's the difference?

Do I need to grow heirloom plants if I want to save my seeds? Aren't hybrid seeds just another form of GMOs? While growing your own plants from seeds can be immensely satisfying, knowing which seeds to choose can be confusing. Here's what you need to know to feel confident selecting seeds to plant in your garden.

Hybrid

Hybrid varieties are created when humans "assist" nature by intentionally crossing different varieties within the same species. While hybridization can occur naturally, the seed you see in stores labeled "hybrid" or F1 is deliberately produced to achieve a desired trait, like disease resistance or cold hardiness. The drawback is that if you save and sow seed from a hybrid variety you will most likely get a plant with random traits from earlier generations — not the plant you were hoping for. That's because the genetics of the hybrid are not stable enough to allow the seeds to be self-sustaining.

Open Pollinated

Open pollination means plants have been pollinated by insects, bees, birds, wind, or other natural ways. Open pollinated plants are more genetically diverse, which allows plants to slowly adapt to local growing conditions. As long as pollen is not shared between different varieties within the same species (like zucchini and yellow crookneck squash), the seed will continue to reproduce new generations of the same plant. You can save seeds to plant next season from any open pollinated plant.

Heirloom

"Heirloom" is simply a descriptive term that implies a history of 50 years or more. Heirlooms are open pollinated varieties that have been passed from generation to generation and often have a cultural significance. They are usually the result of natural adaptation to their particular bioregions. While all heirloom seeds are open pollinated, not all open pollinated seeds are heirloom.



LONG ISLAND IMPROVED



REDARLING HYBRID



**GREGORIAN
HYBRID**

Cabbage

Brassica oleracea (Capitata group) – 300 seeds/gram



**RED
EXPRESS**

Cabbages came to Canada in the mid 1540's courtesy of Jacque Cartier. Select from sweet, attractive Savoy types with puckered emerald green leaves; bright, crisp, tightly packed cone and ball headed cabbages: upright growing, tender Chinese types and beautiful, intriguing red cabbage. To control disease in cabbage never plant cabbage or any member of the Brassica family in the same location year after year. One pkt sows approx. 20 m (66') of row.

How to Grow: Sow seed indoors in a soilless mix 5 weeks before last frost date, 6 mm (1/4") deep and keep at 21°C (70°F) for the 7-10 day germination period. **Transplanting:** Grow at a slightly cooler temperatures then harden off and plant outside late May. Space plants 45 cm (18") apart in rows with the rows 75 cm (30") apart. Cabbages are shallow rooted to cultivate carefully. **Harvesting:** Mature heads that are ready to pick need not be of a certain size to pick. When heads are firm and solid all the way through when squeezed, the cabbage is ready for harvest. Cut the stem close to the ground rather than pulling it out roots and all.

1303 ■ GREGORIAN HYBRID 59 days

Approx. 75 sds/pkt. Extra early, uniform hybrid with solid heads averaging 18 cm (7.5") size and about 1.6 kg (3.5 lb) weight. Tight green wrapper leaves and excellent tolerance to environmental stress. Dependable producer that is quite suitable for home or market gardens.

1305 ■ COPENHAGEN MARKET 68 days

Approx. 500 sds/pkt. Heirloom. Developed in Denmark by Hjalmar Hartman and Company in 1909 and still one of the best early cabbages today! This short season variety produces solid 20 cm (8") round-headed cabbages weighing in at 2 kg (4.4 lb) each with a superior quality that resists splitting. Short stem and tender white flesh. Absolutely super for sauerkraut!

1310 ■ DANISH BALLHEAD 100 days

Approx. 475 sds/pkt. Heirloom. Introduced in the late 1880's. Danish Ballhead produces outstanding quality and uniform, tender, fine-grained heads – all the reasons why this is such a popular variety. Medium to large heads grow to 20 cm (8") in diameter and weigh on average 2.5 kg (5.5 lb). This long storing variety is excellent for kraut, cooking and slow production.

1315 ■ GOLDEN ACRE 64 days

Approx. 475 sds/pkt. Heirloom. An early Copenhagen type producing solid, round heads on small compact plants. This is the earliest maturing cabbage we offer. Heads weigh about 2 kg (4.4 lb) and grow to about 15-17 cm (6-6.5") in diameter. Tolerates closer spacing than many cabbages, possesses superb bolting resistance and is an excellent choice for poorer soils. Yellows resistant. While it has no doubt been grown in North America longer, catalogues talked about this variety as early as 1927.

1320 ■ EARLY JERSEY WAKEFIELD 65 days

Approx. 475 sds/pkt. Heirloom. A very old English variety producing conical shaped heads about 17.5 cm (7") long that mature very early in the season. Heads have a crisp but tender texture, are dark green in colour and weigh about 1 kg (2.2 lb). Yellows resistant. First listed commercially in 1868.

1325 ■ LATE FLAT DUTCH 95 days

Approx. 475 sds/pkt. Heirloom. First introduced to gardeners sometime around 1850, this beautiful looking, late maturing cabbage produces a large head that tends to be somewhat flatter than other varieties. The head can grow up to 30 cm (12") across and weigh in at a stunning 5.4 kg (12 lb)! This is an excellent cabbage for winter storage.

1332 ■ RED EXPRESS 62 days

Approx. 175 sds/pkt. A quick growing, small to medium- sized cabbage. Eye-catching dark purple-red, tightly packed heads mature to approximately 12 cm (5") in diameter with an average weight of 1-1.8 kg (2-4 lb). Has a compact spread of 20-30 cm (8-12") and grows to 20-30 cm (8-12") tall. Red Express cabbage can be comfortably spaced at 20-30 cm (8-12") apart. An excellent choice for smaller gardens.

1335 ■ SAVOY CHIEFTAN 90 days

Approx. 475 sds/pkt. Heirloom. Globe shaped heads are thick and flat with a short core and an average weight of 2.7 kg (6 lb). Stunning crinkled or "savoyed" dark green leaves are a departure from the norm and help to make this variety a visual treat in the garden and a culinary triumph in the home. A 1930's introduction, Savoy Chieftan withstands fall frosts better than other varieties and is reputed to be the best tasting of all types of cabbages.



SAVOY CHIEFTAN



**COPENHAGEN
MARKET**



**DANISH
BALLHEAD**



**GOLDEN
ACRE**



**EARLY
JERSEY
WAKEFIELD**



LATE FLAT DUTCH

Chinese Cabbage

Brassica rapa, Pekinensis group – 300 seeds/gram

Much faster growing than traditional North American cabbages and gaining in popularity due to its use in salads. Uniquely shaped leaves with a thin, crisp texture and peppery tang are much sweeter tasting than most other cabbages. Michili types are tall and cylindrical shaped

1340 ■ MICHILI 70 days

Approx. 475 sds/pkt. Heirloom. Dark green exterior leaves hide a solid interior of beautifully blanched spicy tasting leaves that are tender and crisp. Heads have a pronounced taper towards the tip and average 45 cm (18") high and 10 cm (4") in diameter. Very large, spicy leaves are produced prior to heading-up. Best grown late summer into fall. Optimum Growing Conditions are cool days 12-21°C (55-70°F) with cool to cold nights 4-10°C(40-50°F).

1345 ■ PAK CHOI 45 days

Approx. 475 sds/pkt. A rapidly maturing Asian favourite with heavy, uniform, dark green leaves on spoon-shaped celery-like stalks that are very tender and crisp. An excellent variety for use in salads and stir-fries. Grows best in cool weather and can be used as a spring or fall crop.

1350 ■ TOY CHOI 35 days

Approx. 150 sds/pkt. The small 15cm stocks with white petioles contrast sharply with succulent dark green leaves. A mini-Pak Choi.

CABBAGE	PACKET	25G	125G	500G	1KG
1305 COPEHANGEN MARKET	2.19	8.30	22.85	48.25	69.25
1310 DANISH BALLHEAD	2.19	8.30	22.85	48.25	69.25
1315 GOLDEN ACRE	2.19	8.30	22.85	48.25	69.25
1320 EARLY JERSEY WAKEFIELD	2.49	8.30	22.85	48.25	69.25
1325 LATE FLAT DUTCH	2.49	8.30	22.85	48.25	69.25
1332 RED EXPRESS	2.49	8.30	22.85	48.25	69.25
1335 SAVOY CHIEFTAN	2.49	8.30	22.85	48.25	69.25
1340 CHINESE MICHILI	2.19	7.60	17.70	36.30	54.55
1345 PAK CHOI	2.49	7.60	17.70	36.30	54.55
SOLD BY SEED COUNT	PACKET	500 SDS	1,000 SDS		
1303 GREGORIAN HYBRID	2.99	11.50	18.95		
1350 TOY CHOI HYBRID	2.49	6.60	11.40		

Custom Packets



11



Please email info@oscseeds.com for details and pricing.


Cantaloupe / Muskmelon

Cucumis melo – 5 seeds/gram

How to Grow: Open pollinated and hybrid melons are ideally suited to Canadian home gardens. Cantaloupe are ripe when the colour lightens and the fruits easily slip off the vine. **Sowing:** Select a south facing, wind-sheltered site and direct garden sow 5 seeds 2.5 cm (1") deep per hill. Space hills 1.5-2 m (4-6') apart. Thin to 3 to 4 plants per hill. In short season areas, start seeds in peat/paper pots indoors 4 weeks before plant out time. Seeds need a warm soil to germinate properly. Ideally 24°C (75°F) soil temperatures. Do not sow into soil cooler than 21°C(70°F) or germination will be affected. **Transplanting:** When the weather has warmed and danger of frost has passed transplant 5- 7.5 cm (2-3 ") apart in rows 1.5-2 m (4-6') apart. Keep the melon vines evenly watered throughout the growing season. Use floating row covers or mulch to warm the soil will make for better yields. **Harvesting:** When the grey-green skin colour starts to turn a buff-yellow and the fruits slip off easily they are ready to enjoy!

1390 ■ HALES BEST 75 days

Approx. 60 sds/pkt. Heirloom. An open pollinated variety first developed in the early 1920's. Produces large, excellent quality melons weighing up to 1.8 kg (4 lb) and up to 15 cm (6") in diameter. The bright salmon coloured flesh is thick, firm and sweet. The yellowish-green rind is heavily netted and practically rib-less. This variety is ideal for local market gardeners. Best grown in soils of pH greater than 6.5 and less than 7.5.



DELICIOUS 51

1395 ■ DELICIOUS 51 75 days

Approx. 50 sds/pkt. Heirloom. A nearly round, very tasty, open pollinated melon with thick, firm, orange coloured flesh. Fruits average 15 cm (6") in diameter with an average weight of 1.1 kg (2.5 lb) when fully ripened. Delicious 51 is an excellent variety for home gardeners especially those growing in cool climates.

1405 ■ EARLICHAMP HYBRID 70 days

Approx. 10 sds/pkt. Replaces Earligold as our earliest orange-fleshed cantaloupe. Has a great tasting, lusciously thick flesh, an intoxicating aroma and very high Brix (sugar) content. Large fruit size averaging 2-3 kg (4.4-6.6 lb) weight and a 20 x 18 cm (7.5" x 6") oval shape. Improved disease resistance to Powdery Mildew, Fusarium Wilt races 1 and 2.

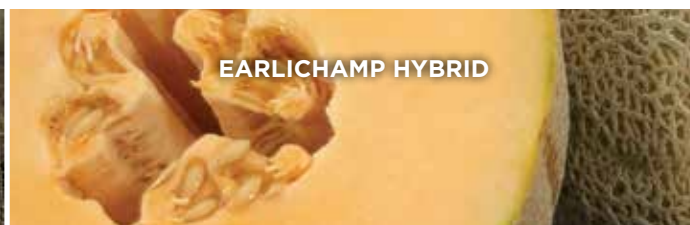
1410 ■ HALONA HYBRID 68 days

Approx. 10 sds/pkt. Halona is one of the best hybrid cantaloupes with early maturity and resistance to Powdery Mildew and some Fusarium. Halona stands out for its sweet, thick orange flesh and the characteristic musk-melon flavour. Produces a heavy crop of well ribbed and heavily netted melons ranging from 1.8-2.3 kg (4-5 lb) Brix (sweetness) averages 14-15%.

1425 ■ PASSPORT HYBRID 80 days

Approx. 10 sds/pkt. (Honeydew x Galia) An early 'Honey-dew' type melon with a fantastic aroma and sweet banana-flavour. Thick, green fleshed fruits are large, averaging 15 cm (6") diameter and 2.5 kg (5.5 lb) weight. Vigorous, productive vines with excellent disease resistance to Anthracnose. Brix (sweetness) averages 12-13%

CANTALOUPE	PACKET	25G	125G	500G	1KG
1390 HALES BEST	2.19	8.35	26.55	62.95	92.00
1395 DELICIOUS 51	2.19	8.35	26.55	62.95	92.00
SOLD AS SEED COUNT	PACKET	50 SDS	100 SDS		
1405 EARLICHAMP HYBRID	3.49	12.25	19.95		
1410 HALONA HYBRID	3.49	11.50	18.40		
1425 PASSPORT HYBRID	3.49	11.95	18.95		





LUNAR WHITE

Carrots

Daucus carota subsp. *Sativa* – 850 seeds/gram

How to Grow: Carrots will grow well in any open, well cultivated, deep garden soil. Lumpy soil, stones and irregular weather conditions will cause misshapen roots at harvest time. Do not over-fertilize carrots as this results in hairy, rough skinned roots. Crop rotation every couple of years helps reduce the chance of Blight and Leaf Spot, common diseases of carrots. As the seed is quite small, mix it with some sand when sowing. The size, weight, colour, uniformity, shape and smoothness of the outer skin are all affected by seed spacing, so don't plant seed too close and be sure to thin when necessary. **Sowing:** Once soil temperature rises above 7.5 °C(45°F), sow seed about 7-15 mm (1/4-1/2") deep in rows spaced 45-60 cm (18- 24") apart. Sow seed at 5 day intervals over several weeks. Keep the seedbed evenly moist during the 2 week germination period but avoid crusting over the soil as this will greatly reduce the number of seedlings that emerge. **Thinning:** Thin the seedlings during the early stages of growth until they are 5 cm (2") apart. For those who choose, we also offer seed tapes so this is already done for you. Keep the plants evenly watered, weed free and avoid high nitrogen fertilizers. **Harvesting:** Carrots can be dug any time after they reach the desired size and their peak quality usually lasts for about 3 weeks.

1352 ■ LUNAR WHITE 62 days

Approx. 700 sds/pkt. A beautiful, true white carrot with a crisp, crunchy texture and slightly green shoulders. The tapered roots are almost entirely coreless, have a very mild flavour and average 20 cm (8") in length. Did you know that carrots were originally white and it was the Dutch breeders that bred the orange colour into them?

1355 ■ BABY FINGER. 62 days

Approx. 1,200 sds/pkt. An extra sweet, tender, baby Nantes carrot with smooth skin. Small core and length of no more than 9 cm (3.5") and a diameter under 1.5 cm (1/2"). These are the perfect choice for serving or canning whole. For the garden or container growing, this is definitely a gourmet delight.



BABY FINGER

1360 ■ CHANTENAY RED CORED 72 days

Approx. 1,500 sds/pkt. Heirloom. Introduced in 1929. One of our most popular storage varieties. Orange-scarlet roots are smooth, even-shaped, free from eyes and full of essential vitamins plus an excellent source of dietary fibre. These meaty carrots are 15 cm (6") long and 2.5 cm (1") thick with a sweet taste. A garden staple that is a good choice for soils that tend to be a little heavier.

1365 ■ DANVERS HALF LONG 65 days

Approx. 1,500 sds/pkt. Heirloom. Danver's Half Long is an excellent quality, heavy yielding carrot introduced in the late 1880's. Great for canning and storing. Roots have a deep orange flesh, are 15-20 cm (6-8") long and taper uniformly to a blunt point. Achieves good growth in a wide range of soils.

1370 ■ IMPERATOR 74 days

Approx. 1,400 sds/pkt. Heirloom. Emperor is a sweet, crisp, flavourful carrot with an eye-catching deep orange colour. Nicely formed roots average 18-20 cm (7-8") in length, very uniform, a big yielder and quite suitable for bunching. This carrot does best in deep, open, well worked soil.

1371 ■ TRITON HYBRID 65 days

Approx. 175 sds/pkt. Known for its superb taste and texture. Triton has strong tops that are erect and dark green in colour. Its pointy, cylindrical roots are 22-25 cm (9-10") long and 1.25-2.5 cm (.5-1") in diameter with a semi-blunt tip. A superb choice for market gardeners and a very high yielding carrot when grown in deep rich soils. Great tasting roots are crisp textured with a medium orange colour.

1372 ■ COSMIC PURPLE 65 days

Approx. 500 sds/pkt. A Danvers type carrot with beautiful, deep purple outer skin, yellow central core and deep orange interior flesh. Carrots average 17.5 cm (7") length and have an unusually sweet flavor with a hint of spiciness. Cosmic Purple contains beneficial antioxidants, called anthocyanins...Not only do they look great, their good for your health too!

Carrot Types and Shapes

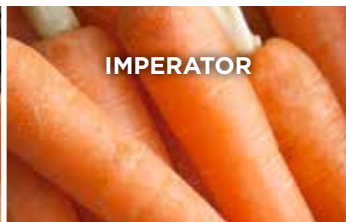
<p>NANTES MEDIUM LENGTH CYLINDRICAL</p>	<p>DANVERS BROAD SHOULDERS BLUNT-ENDED</p>	<p>CHANTENAY BROAD THICK THROUGHOUT</p>	<p>IMPERATOR EXTRA LONG TAPERED</p>
--	---	--	--



CHANTENAY RED CORED



DANVERS HALF LONG



IMPERATOR



COSMIC PURPLE



SOLAR YELLOW



TRITON HYBRID



VICTORY GARDEN

1375 ■ NANTES CORELESS 70 days

Approx. 1,500 sds/pkt. Heirloom. Perhaps the most popular home garden variety. Roots are a rich, bright orange and average 15-17 cm (6-7") in length and up to 4 cm (1.5") in diameter. Consistently cylindrical, smooth skinned and blunt ended. Nantes is a great tasting, tender but crisp, almost coreless carrot...even when the carrots are harvested late in the season! Nantes typically has a high moisture content which makes it a good choice for juicing. First described in 1885 but no doubt grown well before that.

1380 ■ RAINBOW BLEND 60 days

Approx. 1500 sds/pkt. A treat for every garden in a Kaleidoscope of colours - Atomic Red, Bambino (orange), Cosmic Purple, Lunar White and Solar Yellow. Sweet and crunchy, all are suitable as baby-sized carrots or grown to full size. We expect market gardeners will be especially pleased as this unusual colour combination is hard to find! The kids will have fun growing them too!

1387 ■ SOLAR YELLOW 65 days

Approx 1600 sds/pkt. Heirloom. Ancient variety, originating from the Middle East. A classic Danvers type carrot with broad full shape for most of its length before tapering to a pointed tip. Very sweet, juicy, crisp, buttery yellow roots explode with richer colour when cooked. Roots average 15-20 cm (6-8") in length by 2 cm (0.75") diameter. The pigment xanthophyll, which gives these carrots their colour, helps support good eye health.

1388 ■ ATOMIC RED 70 days

Approx. 900 sds/pkt. Another Danvers type carrot with distinctly bright scarlet-coral roots reminiscent of the 16th century before Dutch growers bred carrots to the orange colour we are all familiar with. Roots average 20 cm (8") in length and possess a sweet taste with a very crunchy texture! This variety gets its unusual hue from Lycopene which is credited for preventing some forms of cancer.

Victory Garden Seed Collections

Victory Gardens had a personal significance for many gardeners who experienced WW II and other conflicts. They were used along with food stamps to encourage people to plant "Victory Gardens" to supplement their rations but also to boost morale. In today's reality of rising foods costs a "Victory Garden" is a great way to save money by growing your own, healthy food for your family. Each kit contains only tried and true varieties!

1087 ■ VG BEGINNER

Everything you need for smaller sized gardens. Contains: Blue Lake Bush Bean, Detroit Dark Red Beet, Danish Ballhead Cabbage, Chantenay Red Cored Carrot, Golden Bantam Sweet Corn, Straight Eight Cucumber, Grand Rapids Lettuce, Green Arrow Pea, Early Scarlet Globe Radish and Table Queen Squash. **Only \$18.10 for the collection**

1088 ■ VG DELUXE

A perfect mix of healthy vegetables for larger families and gardeners who are lucky enough to have more space to grow their own food. Contains: Blue Lake Bush Bean, Detroit Dark Red Beet, Danish Ballhead Cabbage, Chantenay Red Cored Carrot, Early Snowball Cauliflower, Golden Bantam Sweet Corn, Straight Eight Cucumber, Dwarf Scotch Curled Kale, Iceberg Lettuce, Grand Rapids Lettuce, Green Arrow Pea, Early Calwonder Pepper, Early Scarlet Globe Radish, Laurentian Turnip, Bloomsdale Spinach, Table Queen Squash, Fordhook Swiss Chard and Beefsteak Tomato. (Note - several items in this collection need to be started early indoors).

Only \$33.85 for the collection



CARROTS	PACKET	25G	125G	500G	1KG
1355 BABY FINGER	2.19	7.90	21.25	49.50	69.00
1360 CHANTENAY RED CORED	2.19	7.90	21.25	49.50	69.00
1365 DANVERS	2.19	7.90	21.25	49.50	69.00
1370 IMPERATOR	2.19	7.90	21.25	49.50	69.00
1375 NANTES CORELESS	2.19	7.90	21.25	49.50	69.00
SOLD AS SEED COUNT	PACKET	5,000 SDS	20,000 SDS		
1352 LUNAR WHITE	2.99	17.95	48.50		
1371 TRITON HYBRID	2.99	13.95	41.50		
1372 COSMIC PURPLE - NEW FOR 2024	2.99	17.95	48.50		
1380 RAINBOW BLEND	2.99	17.95	48.50		
1387 SOLAR YELLOW	2.99	17.95	48.50		
1388 ATOMIC RED	2.99	17.95	48.50		



NANTES CORELESS



RAINBOW BLEND



ATOMIC RED

Cauliflower

Brassica oleracea – 350 seeds/gram

Originating in the Mediterranean countries and now a North American staple for many. While most cauliflower varieties are bred for cooler climates (spring/fall sowing) some of the newer hybrid types can also perform very well under a little more heat stress from late spring/early summer. Cauliflower prefers a well-drained, fertile soil rich in organic matter and regular irrigation throughout the season. Weather stresses can influence the head formation of cauliflower more than most other crops. Fertilize lightly, frequently and never let the plants lack for water. Seed can be sown directly in the garden in late spring. Slow, steady growth from early sowing is the ideal condition.

How to Grow: For **early crops** start seed 5-6 weeks early indoors before transplanting in late April/early May to the garden after danger of frost has passed in your area. Space plants 45 cm (18") apart in rows 76 cm (30") apart. Successive sowings over several weeks can improve your chances of a bumper crop. **Late crops** can be sown directly outdoors mid-May. When the heads start to form and are about the size of a tennis ball, gather the outer leaves and tie them over the plant to prevent colouring by sunlight and provide proper blanching. **Harvesting:** when plants have reached the desired size and before curds become loose, cut the entire head with a sharp knife.

1445 ■ EARLY SNOWBALL 65 days

Approx. 200 sds/pkt. Heirloom. Uniformly shaped, snow white 17-20 cm (6.5-8") heads that are thick and solid with tight curds. Crunchy and delicious raw or steamed. Great for both early and late season crops. Introduced in 1888, Early Snowball is somewhat self-blanching, which means the large outer leaves tend to curl around the white head protecting it from the elements - in spite of this, many growers will still tie the leaves up and around the head to protect it. Best grown during cooler portions of the growing season.

1447 ■ TWISTER HYBRID 65 days

Approx. 15-20 sds/pkt. Twister produces a very tight, heavy headed, dome-shaped cauliflower with bright white kurds and exceptional internal wrapper leaves. Averages 17-20 cm (7-8") head size. Uniform harvest, excellent adaptability to varied climate and growing conditions. Grows best in cooler conditions but shows good heat tolerance in early summer.

1446 ■ SNOW CROWN HYBRID 48 days

Approx. 15-20 sds/pkt. The best short-season variety we've found!. Incredibly consistent producer or top quality heads from a spring or fall sowing. This stunning cauliflower produces large 20 cm (8") domed-shaped heads with dense curds and tight wrapper leaves. Heads average 900 g (2 lb) in weight. Always mild and sweet.

Celeriac

Apium graveolens var. rapaceum – 1750 seeds/gram

The most unique vegetable you'll probably never buy but those who know it LOVE IT! Celeriac is actually a type of root celery but it won't grow into the light green stalk you're used to getting to the grocery store. Instead, it's a bulbous root the size of a tennis ball or slightly larger with a sweet, mild flavor resembling celery.

How To Grow: Seeds can be started indoors 6 to 8 weeks early. Sow seed on the surface of the soil-less growing medium. After germination occurs grow in a bright location or under lights at 18°C (65°F) then harden off and transplant out doors in late May. In longer growing season areas seed can be started directly outdoors from mid-April on. Keep plants evenly watered through the growing season then harvest anytime the roots reach a diameter 5-10 cm (3 - 4"). Fall harvested roots have superior flavour and keep the best.

1460 ■ GIANT PRAGUE 110 days

Approx. 750 sds/pkt. Heirloom. For those that like a celery flavour in vegetable juices, stews, soups or salads celeriac is the plant for you. While this plant will not win any beauty contests, the large white roots are almost fibreless and possess a lovely celery flavour. Fall harvested roots have superior flavour and make the best winter keepers. An added bonus – celeriac is far easier to grow than celery!



GIANT PRAGUE

CAULIFLOWER	PACKET	5G	25G	125G	500G
1445 EARLY SNOWBALL	2.19	8.30	12.65	37.80	90.20
CAULIFLOWER - SOLD AS SEED COUNT	PACKET	200 SDS	500 SDS		
1446 SNOW CROWN HYBRID	3.49	12.25	23.65		
1447 TWISTER HYBRID - NEW FOR 2024	3.49	14.25	27.50		
CELERIAC	PACKET	25G	125G	500G	
1460 GIANT PRAGUE	2.19	12.55	38.00	97.00	



TWISTER HYBRID



EARLY SNOWBALL



SNOW CROWN HYBRID

Celery

Apium graveolens – 2100 seeds/gram

Cultivated in parts of Europe and the Mediterranean as early as 1000 BC there is evidence of celery being used as a medicinal plant in ancient Egypt. Today, its crunchy stalks make the vegetable a popular low-calorie snack and the fibre in celery can benefit both the digestive tract and cardiovascular system. It's also a great source of antioxidants, reduces inflammation and rich in minerals and vitamins.

How To Grow: Start seed indoors 10-12 weeks before your typical last frost date. Germination occurs in 2-3 weeks at 21-24°C (70-75°F). After germination grow seedlings on under lights at a slightly cooler temperature of 16°C (60°F). **Transplanting:** Harden off and transplant to a sunny site in the garden in mid May to mid June. A fertile, well-drained soil with a pH of 6.5 to 7.0 is best. Set plants 15-20 cm (6-8") apart in rows spaced 60-90 cm (24-36") apart. **Growing on:** Blanche the stalks by gradually earthing up the stems, beginning when they are roughly 30 cm (12") high. Feed regularly with a balanced fertilizer. Keeping the soil evenly moist through the entire growing season is absolutely critical for proper stalk formation. **Harvesting:** Cut celery stalks when they are of edible size. Use the leafy tops within the first few days or they will yellow and go bitter.

1455 ■ TALL UTAH 100 days

Approx. 500 sds/pkt. There is no doubt that celery is a demanding vegetable to grow. At the same time it is a rewarding vegetable for gardeners with skill, determination and a long growing season. Tall Utah has an early maturity (for celery) and is resistant to bolting under summer stress. Tall, medium green stalks are crisp and nicely flavoured. Plants reach a mature height of 40 cm (16"). Stalks can be enjoyed young as well.

CELERY	PACKET	25G	125G	500G
1455 TALL UTAH	2.19	12.55	38.00	97.00
COLLARD				
1470 VATES	2.19		11.55	34.65

Vegetable Starter Kit

We've bundled seven "easy to grow" vegetables for the new gardeners or those who have limited space. Fits nicely into a 3m x 3m (10 x 10') garden plot. Every kit contains one packet each of: **1115** Slenderette Green Bean, **1265** Early Wonder Beet, **1360** Chantenay Red Carrot, **1630** Marketmore Cucumber, **1720** Grand Rapids Leaf Lettuce, **1975** Homesteader Peas and **2090** Early Scarlet Globe Radish. **1090 – only \$11.99 for the starter kit!**



Collards

Brassica oleracea, Acephala group – 200 seeds/gram

Introduced in the 1930s, this was probably the best-known of all the many varieties developed at the Virginia Truck Experiment Station. This multi-purpose green is a favorite both raw or cooked. In the garden, it's bolt and frost resistant...a little frost and cold weather actually enhances its flavour.

How to Grow: Sow seed directly outdoors in late May or early June in well drained, loamy soil. Plant 3 mm (1/8") deep, 6 mm (1/4") apart in rows 40 cm (16") apart. Thin to 30 cm (12") apart to allow sufficient room for plants to spread out.

Harvest: After 2 months of growing you can begin harvesting by cutting individual leaves rather than pulling the entire plant.

1470 ■ VATES 80 days

Approx. 150 sds/pkt. Tall, upright, leafy plants 75-90 cm (2.5-3') high have blue-green, thick, crumpled leaves with a delicious but mild cabbage-like flavour. Vitamin rich with some anti-cancer qualities. Slow to bolt and stores well in the refrigerator for 7-10 days without losing its quality.

Three Sisters Seed Collections

Originating from the Haudenosaunee (Iroquois) 'people of the longhouse' or Six Nations. (Six Iroquois nations all living together: Mohawk, Cayuga, Onondaga, Oneida, Seneca and Tuscarora), The Three-Sisters Garden is meant to benefit, sustain and embrace community. These three crops are the centre of indigenous culinary traditions and complement one another in the garden. They were historically important because they could be dried and used for food year-round. You'll receive one packet each of Blue Lake Pole Bean, Golden Bantam Sweet Corn and Butternut Squash. **1089 – only \$6.95 for the collection!**



CHIOGGIA

TALL UTAH

VATES

THREE SISTERS SEED COLLECTIONS

Chicory / Radicchio

Cichorium intybus – 500 seeds/gram

This beautiful green and salad vegetable comes in an array of shapes and colours. Delicate tasting and vitamin rich.

How to Grow: Grow as you would lettuce. **Sow seed** in early May as soon as the soil can be worked, then every two weeks thereafter to ensure a continuous supply. Sow about 3 mm (1/8”) deep in rows 45 cm (18”) apart. An even supply of moisture during the entire growth period is imperative for success. Treat Radicchio like head lettuce and transplant the tender seedlings approx. 20-30 cm (8-12”) apart in the row.

Chicory

Witloof Chicory – In autumn when the foliage dies back, lift the roots keeping only those that are at least 3 cm (1 1/2”) in diameter at the top. Cut off the foliage leaving a 1 cm (1/2”) stub then store the roots on their side packed with dry sand or peat moss in a cool, frost-free place. To force the roots, plant upright in pots filled with sand or soil-less peat mix. Lightly water. Keep the pot in a dark place at 10-15°C(50-60°F). **Cicorria Catalogna (Italian Dandelion)** – Grow as you would Radicchio. **Radicchio** – Harvest as you would head lettuce. When they're about the size of a softball start picking. Pick often so they don't all mature at exactly the same time or bolt before you've had a chance to use them.

1480 ■ CICORRIA CATALOGNA 60 days

Approx. 350 sds/pkt. Also known as Italian Dandelion. Tender 30 cm (12”) long dark greens and a must for traditional Italian salads. Harvest by cutting above the crown to encourage new sprouts and extend your harvest. Best flavour and texture is when leaves are young.

1495 ■ WITLOOF CHICORY (BELGIAN ENDIVE) 95 days

Approx. 500 sds/pkt. Heirloom. Grown since at least the 1840's, this forcing variety will produce a dainty, delicate salad leaf with a distinctive tangy flavour. Force roots in the winter to produce the delicate tasting, leafy blanched leaves or 'chicons' of great culinary interest. C'est magnifique!

Radicchio

A challenging crop to grow but a visual and culinary delight for the taste buds!

1475 ■ CHIOGGIA 75 days

Approx. 350 sds/pkt. Large 10-15 cm (4-6”) flat, globe-shaped heads with white leaves and intricately patterned white flecks. Tolerant to summer heat and perfect for summer or fall harvests.

Corn Salad / Mache

Valerianella locusta – 350 seeds/gram

1485 ■ TREVISO 75 days

Approx. 350 sds/pkt. Elongated heads reminiscent of a baby cos lettuce with long variegated leaves of deep red and thick white ribs with the arrival of cooler temperatures later in the season. Treviso has a firm texture with slightly bitter tasting leaves.

1490 ■ VERONA RED 75 days

Approx. 350 sds/pkt. Another heirloom radicchio about 5-10 cm (2-4”) diameter with deep red, tightly wrapped heart shaped leaves. Has a sharp flavour and a beautiful addition to salads. Withstands considerable frost.

Corn Salad

Also known as “Lambs Lettuce” or “Mache”, a popular European salad green for centuries. Valued for its nutritious, edible leaves.

How to Grow: Direct sow seed every two weeks anytime in spring when soil temperatures range from 5-20°C(41-68°F). Sow seed 3 mm (1/8”) deep and 6 mm (1/4”) apart in rows 40 cm (16”) apart. Sow every two weeks from the end of April and again mid-August when weather is cooler. Once conditions get hot, corn salad will quickly bolt to seed **Thinning:** Thin seed in the row to 10 cm (4”) apart. Best in a wind-sheltered site in full sun to light shade with deep, fertile soil. **Harvest:** Carefully cut a small group of leaves as you would lettuce or spinach. Wash well before using.

1465 ■ CORN SALAD 45 days

Approx. 900 sds/pkt. Heirloom Vegetable. Dark green leaves form a low growing fancy rosette that is best harvested when young and before flowers appear. Leaves can be blanched (covered to prevent exposure to light) for three days before picking to reduce bitterness. Its vaguely nutty taste is improved by a light frost.

CHICORY/RADICCHIO	PACKET	25G	125G	500G
1475 CHIOGGIA VARIEGATA	2.19	9.20	26.55	69.25
1480 CICORRIA CATALOGNA	2.19	9.20	26.55	69.25
1485 TREVISO	2.19	9.20	26.55	69.25
1490 VERONA RED	2.19	9.20	26.55	69.25
CHICORY/ENDIVE				
1495 WITLOOF/BELGIAN ENDIVE	2.19	9.20	26.55	69.25
CORN SALAD				
1465 CORN SALAD	2.19	9.00	20.80	



CICORRIA CATALOGNA



WITLOOF
CHICORY



TREVISO



VERONA
RED



CORN
SALAD

Cress

Lepidium sativum
450 seeds/gram

Watercress

Nasturtium officinale
4000 seeds/gram

Often called "Garden Cress", this fast growing annual herb with its clear, peppery tang is a favourite garnish or salad addition. Eaten raw it's a high-nutrient food filled with vitamins A, C and K.

How to Grow: Cress grows best in cooler weather and flourishes in a moist soil that is fertile and highly organic. Select a site that is bright, but has some shelter from the hot, direct afternoon sun. Sow seed 6 mm (1/4") deep and spaced the same distance apart. Rows 30-60 cm (12-24") apart allow ample room for weed cultivation. Keep cress well watered and never let it dry out to hard packed soil. **Harvest:** Start picking early when plants are young for top flavour and tenderness.

1500 ■ EXTRA CURLLED (PEPPERCRESS) 25 days

Approx. 1000 sds/pkt. Heirloom. Seed is quick to sprout, soon forming small stems of lacy deep green leaves that make a delicious addition to salads, sandwiches, omelettes and vegetable dishes. Sow seed every 2 weeks right through the season for a continuous supply of this little beauty. During winter, this variety can be easily grown in containers set in a bright window.

Watercress

A form of aquatic flowering plants in the cabbage family. Native of Europe and Asia it is one of the oldest leaf vegetables consumed by humans

How to Grow: Scatter seeds in a moist, shady spot along stream banks or start them indoors in containers set into a saucer of water. Indoors sow 6 mm (1/4") deep and 1 cm (1/2") apart. Be sure to change water daily.

1505 ■ WATERCRESS 52 days

Approx 1400 sds/pkt. Heirloom. Has a creeping growth habit and develops broader leaves than regular cress but still has that mild "peppery taste".

CRESS	PACKET	25G	125G	500G
1500 PEPPERCRESS	2.19		11.45	31.45
1505 WATERCRESS	2.99	20.25	64.65	

Sweet Corn

Zea Mays - 6 seeds/gram

OSC collaborates with premier breeders of sweet corn to select a high-quality assortment of corns that combine superior eating qualities and wide adaptability. From some of the heirloom favourites that have stood the test of time to newer supersweet varieties that delight the taste buds, we have something for every gardener. All our varieties are perfect for home and market gardeners.

Sweet Corn Types...what's the difference?

Norman Sugary (SU). Sugars convert to starch very quickly after picking, have that old fashioned flavour but don't store well.

Sugary Enhanced (SE). Increased tenderness and sweetness over the SU corns and maintains their qualities over a longer period of time.

Triple Sweet (TS). Similar to Synergistic types with 75% (SE) and 25% (SH2) kernels for a sweeter taste, extended storage life after picking and tolerant of cooler soils. Isolate from other supersweet varieties.



SWEET CORN PACKETS CONTAIN APPROXIMATELY 100-125 SEEDS!

EXTRA CURLLED

WATERCRESS

HONEY SELECT HYBRID

PEACHES & CREAM
EARLY HYBRID



GOLDEN BANTAM



HONEY & CREAM



BILICIOUS HYBRID

How to Grow: Avoid cold soil. To get a jump on the season many corn growers take the chance and sow seed in April when the soil is still too cold and wet for successful germination. This is the most common reason for a poor stand. **Sowing temperature guidelines.** Sweet corn emergence is best when soils are 18°C (65°F). At 10°C (50°F) seed will imbibe water but won't grow. Treated seed should not be sown until soil temperatures at 15°C (60°F). Some years this happens in mid May, other years we need to wait until late May or early June. **Sowing:** When planting in rows, space the seed 10-15 cm (4-6") apart, later **thinning** to 20-30 cm (8-12") apart with the rows 55-75 cm (22-30") apart. To ensure proper pollination, plant at least 3 to 4 rows. Corn can also be planted with 3 to 4 seeds per hill with hills spaced 30 cm (12") apart. Plant 250 gr (1/2 lb) to a 30 m (100') row; 4.5-6.8 kg (10-15 lbs) per acre. Work in a good general vegetable fertilizer at planting, keep weeds under control and the soil evenly watered throughout the season. Extend the season by planting a few varieties of different maturity or sow a second crop 2 to 3 weeks after the first planting. **Harvesting:** Knowing when to pick corn can be tricky. Corn is ready for harvest about 20 days after the first silk appears. Kernels will be plump and milky and the silks will become dry and turn brown but husks will remain green. A packet sows approx. 18 m (60 ft) of row. For larger sow approx. 12 kg/ha. (5 kg/acre).

Open Pollinated

Open pollinated (OP) varieties produce seed that is closely related to the parent plant and are quite suitable for the gardener who wants to collect their own seeds.

1510 ■ GOLDEN BANTAM 72 days

First introduced in 1902, it is this old favourite that was responsible for changing the public colour preference in sweet corn from white to yellow. A true, eight-rowed cob with broad, sweet golden kernels on cobs 17.5 cm (7") long. A delicious tasting corn for any hard-to-please palate! Irrigation is essential for proper kernel formation. Watch ripeness carefully. Pick before kernels over-ripen for best flavour and texture.

Normal Sugary Bi-colour (su)

1520 ■ HONEY & CREAM 75 days

An old-time classic with medium sized ears 18 cm (7") long filled to the tip with 12-14 rows of sweet, buttery kernels. Tight green husks give good coverage and are quite easy to pick. A good variety for both home and commercial growers. Irrigation essential. Resistant to Common rust and Northern Corn Leaf-Blight.

1560 ■ PEACHES & CREAM EARLY HYBRID 70 days

Sturdy 2 m (6') tall plants produce the ultimate in bi-coloured sweet corn. Up to 16 rows of mouth watering, tender, juicy kernels fill the beautifully shaped 18 cm (7") long ears. This is an excellent variety for home gardeners and commercial growers. Tolerant of cooler temperatures.

Normal Sugary Yellow (su)

1525 ■ SUNNYVEE 60 days

An old standard and our best normal sugary variety for cool soil planting. Short, sturdy plants about 1.5 m (6") tall produce ears that average 18 cm (7") long. Plant in blocks for best pollination. An excellent variety for freezing. Irrigation is essential for good ear development.

Yellow Sugary Enhanced (se)

1532 ■ BIG JIM III HYBRID 72 days

An improved homozygous sweet corn that gets its SE trait from both parents. Exceptionally large 22 cm (9") long ears that are almost 5 cm (2") in diameter! This 18-row variety has superior holding quality and has improved resistance to both rust and common dwarf mosaic.

1535 ■ BODACIOUS RM HYBRID 72 days

A vigorous sweet corn that has strong tolerance to Common Rust, Northern Corn Leaf Blight and Stewarts Wilt. Large 20 cm (8") ears composed of 16 rows of exceptional sweet and tender kernels. Highly recommend eating fresh off the cob or for freezing. Irrigation essential.

Bicolor Sugary Enhanced (se)

1570 ■ BILICIOUS 75 days

A gourmet sweet corn with large 21 cm (8-1/2") ears that are filled with 16 rows of very sweet, plump and tender bi-coloured kernels. Superb taste, great appearance and excellent tip fill. Perfect fresh from the garden and freezes well. 2 m (6') tall plants with moderate disease resistance.

Super Sweet Corns

1575 ■ HONEY SELECT HYBRID 79 days

(Triplesweet) AAS. Award Winner. A must for every corn lover. Combines the tenderness and sweet corn flavour of the SE types with the extra sweetness and extended shelf life of exotic varieties. Cobs produce 75% sugary enhanced kernels and 25% "supersweet" kernels to give you more "juicy corn taste". The longer lasting sweetness makes them ideal for roadside markets or home gardens alike. Big, 21 cm (8.5") ears average 18-20 rows of delicious yellow kernels. Medium green husk, good flags and dependable performance. Uniform, sturdy plants 1.5 m (5') tall.

1577 ■ NIRVANA HYBRID 76 days

(Augmented Bi-Colour) Exceptional quality, vigor, seed emergence and taste. A very sweet, extra juicy and tender bicolour with 20 cm (8") cylindrical ears and 16 rows of refined well filled kernels. Uniform, high yielding plants, tight husks, good tip fill and the ability to hold its great taste for a long time in the garden make this a great winner. Tolerant to Northern Corn Leaf Blight.

A FACT TO GROW BY

When planting corn, be aware of the soil temperature. Even though the daytime temperature might be warming, cooler evenings will delay the soil reaching the ideal sowing temperature. We cannot be held liable for poor seed germination when soils are cold and wet.




BODACIOUS RM HYBRID



SUNNYVEE



BIG JIM III HYBRID



NIRVANA HYBRID



EDEN HYBRID



ROBUST R98114W HYBRID



ORNAMENTAL

White Corn

1584 ■ EDEN 78 days

Augmented Shrunken (SH2). Eden unites the exceptional quality of taste and texture with tremendous emergence and vigour. High yielding, uniform, 23 cm (9") ears and 16 rows of sweetness with great tip fill of its beautiful white kernels. Picks easily.

Popcorn

Tried and true in emergence and yield and an improved variety for growing in Northern areas.

1585 ■ ROBUST R98114W HYBRID 100 days

Excellent eating quality white popcorn that yields well and tastes great. Big 20 cm (8") cobs that burst into large fluffy delicate white kernels when popped. The 1.75 m (6') plants stand up well in inclement weather and strong winds. *Isolate from other corns.*

Ornamental Corn

Grow as you would sweet corn but isolate it from other corns by at least 91.5 m (300') to avoid cross-pollination.

1600 ■ ORNAMENTAL 90 days

A must for autumn decorations. Hearty, sturdy plants are filled with 20 cm (8") cobs of multi-coloured kernels.

1602 ■ BLUE HOPI 90 days

Heirloom. Blue corn was initially developed by the Hopi Native American tribe, which originates in the southwestern region of the United States. It played an important role in the tribe's rituals, which allowed the variety to survive through the generations. This unique corn doubles as a sweet treat when eaten young or can be dried and ground for flour. It's protein content is higher than a true dent corn, making it a perfect choice for homemade tortillas. Makes a great fall decoration too! Medium size 17cm (7") ears on 1 to -1.5M (5-6') tall plants.

SU NORMAL SUGARY	LARGE PKT.	250G	2KG	10KG	25KG
1510 GOLDEN BANTAM	3.49	7.90	52.45	228.00	450.00
1525 SUNNYVEE	3.49	9.00	59.95	260.50	515.00
SE SUGAR ENHANCED YELLOW					
1532 BIG JIM III	3.49	19.00	127.25	553.00	1100.00
1532T BIG JIM III (TREATED)	N/A	19.00	127.25	553.00	1100.00
1535 BODACIOUS	3.49	19.00	127.25	553.00	1100.00
1535T BODACIOUS (TREATED)	N/A	19.00	127.25	553.00	1100.00
SE SUGAR ENHANCED BICOLOUR					
1570 BILICIOUS	3.49	9.60	63.95	278.00	550.00
SU NORMAL SUGARY BICOLOUR					
1520 HONEY & CREAM	3.49	15.25	101.25	440.00	875.00
ORNAMENTAL CORN					
1600 ORNAMENTAL	3.49	6.90	47.75	207.50	415.00
1602 BLUE HOPI	3.49	12.00	79.35	345.00	
SWEET CORN - SOLD BY SEED COUNT					
LARGE PKT.	500 SDS	3,000 SDS	15,000 SDS	30,000 SDS	
1560 PEACHES & CREAM (SU BICOLOUR)	3.49	11.60	53.75	206.50	310.00
1560T PEACHES & CREAM (TREATED)	N/A	11.60	53.75	206.50	310.00
1575 HONEY SELECT (TRIPLE SELECT YELLOW)	3.99	13.25	58.85	217.50	325.00
1575T HONEY SELECT (TREATED)	N/A	13.25	58.85	217.50	325.00
1577 NIRVANA (SUPER SWEET BICOLOUR)	3.99	15.30	70.75	262.00	388.00
WHITE CORN/POPCORN					
1584 EDEN	3.99	18.25	84.00	311.00	460.00
1585 POPCORN ROBUST R98114W	3.49		29.75	110.00	160.00

CORN SOLD BY SEED COUNT. Average seeding rates are as follows: 500 sds/76m (250') row, 3000 sds/475m (1500') row, 15,000 sds/2268m (7500') row, 30,000 sds/acre. (Based on 2 seeds/30cm (1') row at 91cm (36") of spacing).



BLUE HOPI





**BURPLESS
HYBRID**

Cucumbers

Cucumis sativus – 35 seeds/gram



**RAIDER
HYBRID**

Cucumbers grow best in rich, warm, sandy loam soil. Before planting, work into the native soil 30 cm (12") deep large amounts of garden compost or composted manure. Cucumbers are sensitive to cold. Both soil and air temperatures must be warm before planting as cool conditions will reduce germination and increase the chance of the seed rotting before it sprouts.

How To Grow: Wait until the soil has reached a temperature of at least 18°C(66°F) before planting. Mound the soil up into hills about 15-20 cm (6-8") high and about 30-60 cm (12-24") across. Space the hills about 120 cm (4') apart. **Sow seed** 2 cm (3/4") deep with 6 to 8 seeds per hill then after the seed sprouts, thin to 3 or 4 plants per hill. If you have limited space or wish to have the fruit as straight as possible, grow this cucumber on a trellis. **Disease/Insects:** Practice crop rotation every year and control insects to prevent bacterial wilt. Exclude cucumber beetles with row covers. Protect the plants from any late spring/early summer frosts and keep the plants evenly watered through the growing season. Even soil moisture is very important as cucumbers become bitter if the plant becomes moisture stressed from periods of hot, dry weather. **Harvest:** To prevent damage to the plant, harvest the cucumbers by cutting them from the vine with a sharp knife - do not pull or twist them from the vine. Pick fruits regularly

Slicing Cucumbers

1625 ■ BURPLESS HYBRID 60 days

Approx. 15 sds/pkt. Early and heavy yielding, crisp, tasty, not bitter and truly burpless - need you look further for a better slicing cucumber! These cucumbers may be eaten without peeling, just like carrots. Peak flavour and vitamin content is reached when these slender, dark green fruits reach 20-25 cm (8-10") long. Mildew resistant.

1630 ■ MARKETMORE 76 67 days

Approx. 75 sds/pkt. Heirloom. A high yielding, refined, dark green slicer producing perfectly shaped, uniform fruits 20-22 cm (8-9") long. Has a crisp crunch and sweet flavour. Superb for slicing. Highly disease resistant to Cucumber mosaic, scab and mildew.

1635 ■ OLYMPIAN HYBRID 64 days

Approx. 20 sds/pkt. Beautiful straight, dark green fruits average 20-25 cm (8-10") in length with a crisp, fresh flavour. This gynoecious hybrid (all female with 10% pollinator added) sets loads of fruit over a long season. A market leader and widely adapted to various growing conditions. Tolerant to Downy, Powdery Mildew, Scab, Anthracnose and Angular Leaf Spot. Gynoecious cucumbers grow almost all female flowers. The result is more cucumbers than from monoecious cultivars.

1640 ■ STRAIGHT EIGHT 52 days

Approx. 100 sds/pkt. Heirloom. A 1935 All-American winner. Like a trusted friend, this variety can always be counted on to come through! Produces outstanding yields of straight, 20 cm (8") long, smooth skinned, dark green cucumbers. Great for slicing or for using in relishes. A proven performer in all situations in the market garden or backyard garden.

1645 ■ SLICEMORE HYBRID 62 days

Approx. 7-10 sds/pkt. A splendid slicer with smooth, dark green, 21 cm (8-1/2") fruits with a crisp but tender skin and sweet tasting white flesh. Very uniform, high yielding plants with an outstanding disease package!

1647 ■ RAIDER HYBRID 50 days

Approx. 20 sds/pkt. Excellent flavoured, extremely straight fruits with a smooth, deep green skin. This gynoecious hybrid is one of the earliest maturing slicers producing huge yields of crisp 20 cm (8") fruit. Great for home and market gardens. Gynoecious cucumbers grow almost all female flowers. The result is more cucumbers than from monoecious cultivars.

1648 ■ SUYO LONG 60 days

Approx. 20 sds/pkt. Heirloom. An old variety from northern China. Loves warm weather. A truly burpless cucumber, almost seedless with crisp, non-bitter fruits 20-30 cm (8-12") long. The ribbed, spiny fruits become somewhat smoother as they mature, all have a unique curled end. For straighter fruit, we suggest growing this variety on a trellis or other vertical support. Powdery Mildew resistant.

1649 ■ ARMENIAN 60 days

Approx. 75 sds/pkt. Heirloom from the Middle East. Genetically a melon but produces fruit that looks and tastes like cucumber. The extra-long, light green fruits have a thin skin, a mild sweet flavor, nearly seedless and more tolerant of heat than most cucumber. Can grow to 60 cm (24") or more in length but are best eaten when they are between 30-45 cm (12-18") in length. Trellis where possible.

1623 ■ MOUSE MELON 70 days

Approx. 20 sds/pkt. Also known as Sandita or Mexican Gherkin. Heirloom. Vines produce large numbers of grape sized fruits with a marbled skin that resemble tiny watermelons. Fruit has the same taste and crunch of a cucumber but with a refreshing burst of sour lemon. Native to Mexico and Latin America, the tiny fruits are known as "sandita" (little watermelon) and are perfect for stir-fries, pickling, salsa, desserts or martinis. We suggest that this cucumber is best grown on a trellis or other structure to support the long vines and myriad of small cucumbers and to make picking much easier.

Specialty Cucumbers

1655 ■ ENGLISH TELEGRAPH 60 days

Approx. 20 sds/pkt. Heirloom. English Telegraph (also known as the 'English Cucumber') has been around since at least 1885 and produces a straight, slim slicing cucumber. The fruit averages 35 cm (14") long and has a very mild flavour. Fruit that develops on vines laying on the ground often curl so for your best chance at straight fruit, train vines to grow on a trellis or netting Good for the greenhouse too!



**MARKETMORE
76**



**OLYMPIAN
HYBRID**



**STRAIGHT
EIGHT**



SLICEMORE HYBRID



ARMENIAN



SUYO LONG



ENGLISH TELEGRAPH



LEMON



CHICAGO PICKLING



WISCONSIN SMR-58

1660 ■ LEMON 65 days

Approx 60 sds/pkt. Heirloom. Introduced in 1894. Without a doubt, these cucumbers are the exception to the rule! The fruit is the size and colour of a lemon with mild, crunchy, white flesh, non-bitter skin and a unique sweet taste. This heavy yielding variety will provide plenty of cucumbers for slicing, pickling or eating straight off the vine like an apple.

1662 ■ PATIO SNACKER HYBRID 40 days

Approx. 10 sds/pkt. Patio Snacker is a monoecious hybrid having both male and female flowers. Short branching vines produce dark green 4 cm x 20 cm (1.5" x 8") fruit with a nice flavour, crunchy texture and non-bitter peel. Once production starts it continues all summer long! Perfect for containers, trellis and small gardens. This means it has both female and male flowers. Having both male and female flowers, these cucumbers don't require planting with another variety to provide pollen. However, bees and other insects are needed to spread the pollen from male to female flowers. Gardeners can do this too with the aid of a soft paintbrush.

1665 ■ MERCURY HYBRID 55 days

Approx. 20 sds/pkt. An exceptional beit alpha cucumber (vines produce only female flowers and are parthenocarpic so they don't require pollination). Thin skinned, dark green fruits average 20 cm (8") long with a crisp, sweet, flavourful flesh. Excellent in open field production but perform well in the greenhouse too! Perfect for salads, eating fresh or as mini-cuke. Tremendous yields and incredible disease resistance to Powdery Mildew and Cucumber Mosaic Virus.

Pickling Cucumbers

1605 ■ CHICAGO PICKLING 58 days

Approx. 65 sds/pkt. Heirloom. Introduced in 1888. Heavy yielding plants are loaded with perfectly formed, deep green fruit with black spines. Fruits can be allowed to reach up to 12.5 cm (5") in length without sacrificing quality but they are most often picked at a much smaller size. Resistant to scab and cucumber mosaic virus.

1610 ■ REGAL HYBRID 48 days

Approx. 20 sds/pkt. A hybrid gynoecious pickler with excellent yields and strong disease resistance. Slightly longer, slimmer shaped, dark green, stippled fruits have a slight taper to the end. Fruit can be harvested by hand or mechanically. Another variety that's wonderful for home and market gardens alike. Gynoecious cucumbers grow almost all female flowers. The result is more cucumbers than from monoecious cultivars.

1617 ■ CORENTINE HYBRID 50 days

Approx. 20 sds/pkt. Very early yielding improved European Gherkin with slow seed development. Corentine is a smooth skin variety with loads of 10-12 cm (4-6") fruits that stays crisp long after picking. Being parthenocarpic,

it does not require pollination and is suited for green house growing, Strong plants with good vigour have the ability to set fruit under cool conditions. Slow seed development in the fruit makes them ideal for use as pickles or mini cucumbers.

1620 ■ WISCONSIN SMR-58 64 days

Approx. 75 sds/pkt. Heirloom. Introduced in 1958. The best disease resistant pickling variety. A black spined variety with crisp and sweet, medium green fruits that taper at both ends. Popular with home and commercial growers. Resistant to scab and cucumber mosaic virus. The perfect cucumber for gardeners in short season areas or northern climates.

CUCUMBER - BULK	PACKET	5G	25G	125G	500G	1KG
1605 CHICAGO PICKLING	2.19		7.90	17.60	47.00	63.45
1620 WISCONSIN SMR 58	2.19		7.90	17.60	47.00	63.45
1623 MOUSE MELON	3.49					
1630 MARKETMORE 76	2.19		7.90	17.60	47.00	63.45
1640 STRAIGHT EIGHT	2.19		7.90	17.60	47.00	63.45
1648 SUYO LONG	2.99		13.95	43.95		
1649 ARMENIAN	2.19		7.90	17.60	47.00	63.45
1655 ENGLISH TELEGRAPH	2.99	13.95	42.55	145.85		
1660 LEMON	2.19		7.90	17.60	47.00	63.45
CUCUMBER - SOLD BY SEED COUNT	10 SDS	20 SDS	100 SDS	250 SDS	1,000 SDS	
1610 REGAL HYBRID		3.49		12.55	29.95	
1617 CORENTINE HYBRID		3.49	13.95	27.50		
1625 BURPLESS HYBRID		2.99	14.95	28.00		
1635 OLYMPIAN HYBRID		2.99		12.55	29.95	
1645 SLICEMORE HYBRID		2.99		12.55	29.95	
1647 RAIDER HYBRID		3.49		12.55	29.95	
1662 PATIO SNACKER HYBRID	3.49		21.95	39.95		
1665 MERCURY HYBRID		3.49		12.55	29.95	



MOUSE MELON



PATIO SNACKER HYBRID



MERCURY HYBRID



REGAL HYBRID



CORENTINE HYBRID

Eggplant

Solanum melongena - 210 seeds/gram

Endive / Escarole

Cichorium endivia - 750 seeds/gram

Eggplants are a high fibre, low calorie food rich in nutrients and said to have many health benefits as well. It absorbs oils and flavours easily making it delicious in many recipes. The seeds and skin can be eaten. Related to the potato/tomato family.

How to Grow: Start seed indoors about 10 weeks before your typical last frost date. Soak seeds in water overnight before planting. Seed germinates best at a temperature of 27°C(80°F). After seeds sprout, grow under lights at a slightly cooler temperature of 23°C(72°F). **Transplanting:** Harden off seedlings gradually then transplant outside to the garden after the danger of frost has passed. Plant in a full sun location with a fertile, highly organic soil. Place the transplants 60 cm (24") apart in rows 90 cm (36") apart. Keep evenly watered through the season and feed regularly with a low nitrogen fertilizer. Eggplants also do well when staked/trellised like tomatoes. **Harvesting:** About 3 to 4 weeks before your typical first fall frost date, pinch off any blossoms that develop. This will encourage the plant to put its energy towards maturing the fruit that it is already carrying. Mature fruit is dark and shiny and the surface will not spring back when it is depressed and released.

1675 ■ BLACK BEAUTY 80 days

Approx. 75 sds/pkt. Heirloom. Abundant egg-shaped fruits are large and glossy dark purple in colour. An excellent variety to choose for both home gardeners and commercial growers as the fruit remains tender and tart for an extended time. Introduced in 1902.

1680 ■ ROSA BIANCA 75 days

Approx. 20 sds/pkt. Heirloom. This Italian eggplant is a favourite with both chefs and gardeners alike. Oval 12-15 cm (5-6") stunning looking light pink fruits with creamy white shading. Meaty, mild flavoured and rarely bitter. A delicious eggplant either grilled or baked. Compact plants grow to 45 cm (18") in height.

Endive is a little confusing and complicated as it refers to not just one type of green. It covers the leafy parts of all bitter flavoured plants in the chicory family. It deserves a place in any salad lovers garden or as a garnish.

How to Grow: Sow seed directly outdoors in June, 6 mm (1/4") deep in rows 60 cm (24") apart. Thin seedlings to 20 cm (8") apart within the row.

Harvesting: To promote tenderness and to discourage bitterness, blanch the inner leaves by tying the larger outer leaves up over the centre about 7 to 10 days before harvesting. Make sure the outer leaves are dry when you do this.

1690 ■ BROAD LEAVED BATAVIAN 90 days

Approx. 1000 sds/pkt. Heirloom. Originated in the 1860's. Endive and escarole are grown like lettuce, either in rows or patches. Escarole tastes best when grown quickly in cooler weather. Be sure to add nitrogen fertilizer to the soil. This escarole produces well-rounded, tightly packed, dark green heads with deeply blanched, succulent, creamy-white hearts. A mild, delicate taste that is sure to win you over.

1695 ■ EARLY GREEN MOSS CURLED 90 days

Approx. 750 sds/pkt. Heirloom. Fringed, emerald green leaves of this pretty endive are absolutely delicious in salads. The tender and very sweet inner leaves are the real prize! Growth is heavy with plants reaching 37 cm (15") or more in diameter by the end of the season.

ORDER ONLINE AT
WWW.OSCSEEDS.COM

EGGPLANT	PKT.	5G	25G	125G	500G	1KG
1675 BLACK BEAUTY	2.19		10.35	34.60	80.80	
1680 ROSA BIANCA	2.49	10.95	36.35			
ENDIVE						
1690 BROAD LEAVED BATAVIAN	2.19		7.95	18.10	39.00	58.50
1695 EARLY GREEN MOSS CURLED	2.19		7.95	18.10	39.00	58.50

BLACK BEAUTY



ROSA BIANCA



BROAD LEAVED BATAVIAN



EARLY GREEN MOSS CURLED

Gourd

Momordica charantia – 5-7 seeds/gram

Also known as Bitter Pear, this tropical specialty is generally consumed cooked in the green or early yellowing stage. Young shoots and leaves of the bitter melon may also be eaten as greens. The fruit is very bitter raw and can be soaked in cold water and drained to remove some of those strong flavours. It's said Bitter melon contains many nutrients that can be beneficial to your health and it's been linked to lowering blood sugar and improving cholesterol levels.

2565 ■ BITTER GOURD 75 days

Approx. 7-10 sds/pkt. Heavily warted, long, slim 25 cm (10") green skinned fruits have a thick white flesh and bitter flavour. Packed with nutrients and other health benefits. Enjoy raw, steamed or baked. Harvest as you would cucumbers.

Ornamental Gourds (Cucurbita spp.)

Approx 10-11 sds/pkt. A hot weather crop, they need full sun and deep, rich, well drained, organic soil with a pH of 5.5 to 6.5. Before planting, work in lots of compost. Directly plant seed outdoors in late May to June, 2.5 cm (1") deep in hills 2.4 m (8') apart with 4-6 seeds per hill. After germination, thin to 3 plants per hill. Seed can be started indoors 3 weeks before the planting out date. They do not transplant well. Use paper or fibre pots that can be set directly in the soil. Protect mature fruits from frost and cold temperatures. How to prepare gourds for making birdhouse: Harvest gourds after the vine has withered but before frosts occur. Leave a portion of the stem attached. Before starting the curing process wash the gourd with a sterilizing solution of 1 part bleach to 10 parts water. Hang the gourds in a warm spot or lay them out on newspaper (turning them frequently). Curing can take anywhere from 3 to 6 months. Sometimes gourds develop surface mold as they dry - this is neither uncommon, nor unexpected. If mold does show, wash the gourds with the same sterilizing solution as before. Throw out gourds that wrinkle or develop soft spots during the curing process. Once the gourd rattles, when given a good shake, it is ready.

- 5335 ■ BIRDHOUSE/BOTTLE
- 5336 ■ SPECKLED SWAN
- 5337 ■ CAVEMANS CLUB
- 5340 ■ CROWN OF THORNS
- 5345 ■ LUFFA
- 5355 ■ ORNAMENTAL MIXED

Kale

Brassica oleracea "Acephala Group" – 400 seeds/gram

A "super food" superstar! Loaded with high levels of beneficial vitamins and powerful antioxidants like quercetin and koempferol. Kale possesses anti-inflammatory properties, helps to reduce risk of chronic conditions, lower blood pressure, and supports heart health.

How to Grow: Kale enjoys a well-drained, rich soil and consistent moisture for the tastiest leaves. Sow seed 1 cm (1/2") deep directly outdoors in early spring or from June to early July in rows 60 cm (24") apart. Thin seedlings to 30 cm (12") apart. **Harvesting:** Begin about 60 days after sowing by clipping individual leaves. Kale is very cold tolerant and develops its best flavour after the fall frosts. Protect with a floating row cover to extend the fall harvest.

1700 ■ DWARF SCOTCH CURLED 75 days

Approx. 400 sds/pkt. Heirloom. First noted in the early 1860's. Dwarf Scotch Kale is an exceptionally hardy, shorter, Scottish variety with a compact growth habit - a good selection for windy sites. Finely curled blue-green leaves have a white rib for a perfect salad garnish. Mature plants average 30-40cm (12-16") height.

1702 ■ LACINATO 50 days

Approx. 400 sds/pkt. Heirloom. A rather primitive looking kale with strap-like, crinkled blue-green leaves 7.5 cm (3") wide by 25 cm (10") long. Plants can grow to 1 m (39") in height. Baby greens can be harvested from 30 days after planting with full sized savoyed leaves soon after.

1703 ■ RED KALE 50 days

Approx. 400 sds/pkt. Heirloom. Red Kale produces lots of flat toothed, grey-green leaves with a central purple-red stem. The red colour intensifies as temperatures decrease in the fall. Leaves turn a rich, dark green when cooked. Soft tender texture when braised or for salads and ideal for making "kale chips". Vitamin rich and very winter hardy.

BITTER GOURD (ORIENTAL)	PKT.	10G	25G	125G	500G	1KG
2565 BITTER GOURD/MELON	2.99	18.70	33.00			
5335 BIRDHOUSE/BOTTLE	2.19			32.90	96.45	
5336 SPECKLED SWAN	2.19			32.90	96.45	
5337 CAVEMANS CLUB	2.19			32.90	96.45	
5340 CROWN OF THORNS	2.19			32.90	96.45	
5345 LUFFA	2.19			32.90	96.45	
5355 ORNAMENTAL MIXED	2.19			32.90	96.45	
KALE						
1700 DWARF SCOTCH CURLED	2.19		8.30	18.95	42.85	
1702 LACINATO	2.19		9.20	19.60	46.15	69.25
1703 RED KALE	2.19		9.20	19.60	46.15	69.25



BITTER GOURD



DWARF SCOTCH CURLED



LACINATO



RED KALE

Kohlrabi

Brassica oleracea – 315 seeds/gram

A quirky cousin of cabbage, this unique vegetable will inspire your taste buds and adds a delicious flavour to salads or coleslaw dishes. Sweeter and milder than cabbage, its flesh has a nutty flavour when eaten raw and a mild taste when cooked.

How to Grow: Sow seed directly outdoors anytime from late April to late July 1 cm (1/2") deep and 2.5 cm (1") apart. Space rows 30-45 cm (12-18") apart. Thin emerging seedlings to 10 cm (4") apart in the row.

Harvesting: Pick the light green bulbs when 8-10 cm (4-3") diameter to enjoy their sweetest flavour or leave them in the garden until late fall to enjoy larger, still tender roots. Frost hardy and stores well.

1705 ■ PURPLE VIENNA 60 days

Approx. 300 sds/pkt. Heirloom. A purple skinned, pre-1860 variety with a greenish-white, crisp, mild tasting flesh. Small tops and leaves make a nice salad garnish. Irrigation is essential for best growth and sweetest flavour. Successive sowings two weeks apart from April through to early August will extend your harvest.

1710 ■ WHITE VIENNA 55 days

Approx. 300 sds/pkt. Large greenish white-skinned roots are delicious raw on a veggie tray, in salads, soups or stews. Stays crisp, clean and tender for a long time in the garden without getting pithy. Easy to grow spring or fall. Stores well.

Leek

Allium ampeloprasum – 315 seeds/gram

A delicious tasting member of the onion family. Leeks have a mild, onion-like taste. In its raw state, the vegetable is crunchy and firm. The edible portions of the leek are the white base of the leaves (above the roots and stem base), the light green parts, and to a lesser extent, the dark green parts of the leaves. The dark green portion is usually discarded because it has a tough texture, but it can be sautéed, or more commonly added to stock for flavour

How to Grow: Leeks are a long season plant so start seed indoors in February and early March. Sow the seed 7 mm (1/4") deep in a soil-less medium and keep at 20°C(68°F) during germination and growth.

Transplant seedlings outside later in the spring when they are around 20 cm (8") tall. Space the transplants 10-15 cm (4-6") apart in rows 30-45 cm (12-18") apart. Seed can also be sown directly into the garden in April through June. Later in the season, the base of leeks are often blanched by hilling soil around them. Leeks typically mature in August and can be left in the ground for an extended time after they reach maturity as a way of increasing harvest time.

1785 ■ GIANT MUSSELBURG 90 days

Approx. 400 sds/pkt. Heirloom. Leaves are a medium green with a nicely elongated stem 20-22.5 cm (8-9") in length and between 5-7.5 cm (2-3") thick. The mild tasting, white stems are absolutely delicious in stews, soups and other dishes. Thinner leaves can be used as a substitute for onions, early autumn into winter. This leek has been an essential component in European cuisine since the 1830's.

Our mission is to supply our customers the highest quality seed available at competitive prices. All our vegetable seeds surpass CFIA standards for germination and purity in Canada. We also offer a range of Organic seed products that are certified under Seeds Canada. A copy of the organic certification can be printed off from our website if needed.

KOHLRABI	PKT.	25G	125G	500G	1KG
1705 PURPLE VIENNA	2.19	6.90	17.25	40.65	60.00
1710 WHITE VIENNA	2.19	6.90	17.25	40.65	60.00
LEEK					
1785 GIANT MUSSELBURG	2.19	8.55	28.80	61.15	



PURPLE VIENNA



WHITE VIENNA



GIANT MUSSELBURG



BABY LEAF BLEND

Lettuce

Lactuca sativa – 880 seeds/gram



SALAD BOWL



OUTRAGEOUS RED

Enjoy great salads all summer long. Whether it's an old time favourite variety or a colourful Mesclun mix, there is something for everyone.

How to Grow: Lettuce is a sun-loving, cool weather crop that grows best in organic, well-drained soil. **Plant** as soon as the soil can be worked in the spring, then every two weeks thereafter to ensure a continuous supply. Sow about 3 mm (1/8") deep, in rows 45 cm (18") apart. An even supply of moisture during the entire growth period is imperative for success. **Harvest** leaf lettuce by either pulling the entire plant or by cutting leaves from the main stem at least 2.5 cm (1") above the base. This will allow the plant to sprout new leaves. Harvest head lettuce by cutting the head off the base just below the lower leaves. Once lettuce bolts (starts to produce a rapidly growing flower stem) leaves become bitter and unusable.

Leaf Lettuce

1715 ■ BABY LEAF BLEND 38 days

Approx. 1,250 sds/pkt. Multi-coloured extravaganza! Very tender, sweet, succulent greens with a unique colour, shape and taste from our own special blend. Prized by gourmet sous-chefs as an ideal mixture for sophisticated salad presentations. Contains lettuces, Grand Rapids, Royal Red, Oakleaf, Salad Bowl, Ruby Red, Prizehead, Buttercrunch and Romaine as well as Spinach and Ciccioria Catalogna.

1720 ■ GRAND RAPIDS 45 days

Approx. 1,900 sds/pkt. Heirloom. The ruling Monarch of the leaf lettuce family since its introduction in the late 1800's! Crispy, succulent, pale green leaves are lightly crinkled and possess a fine delicate taste. This is an excellent variety for "cut and grow" offering multiple harvests. You can also, successfully grow a continuous supply of Grand Rapids outside of the normal growing season by using a cold-frame, light garden or even sunny window! Soilless (peat moss based) potting soils work best for indoor growing. Use water soluble 20-20-20 fertilizer every two weeks to promote strong growth.

1725 ■ OAKLEAF 40 days

Approx. 1,900 sds/pkt. Heirloom. This heat resistant lettuce produces tight clusters of medium green, deeply lobed leaves shaped somewhat like oak leaves. Good flavour and tender texture make this an excellent variety for later spring planting in the home garden.

1726 ■ RED OAKLEAF 40 days

Approx. 1,500 sds/pkt. A stunning, red coloured version of the ever popular standard Green Oakleaf. Like its close cousin, Red Oakleaf is quite heat tolerant and slow to bolt. While this lettuce is generally grown to be picked at the baby-leaf stage for tasty salads, it can also be grown through for full size heads.

1727 ■ LOLLO ROSSA 55 days

Approx. 2,200 sds/pkt. This Italian loose leaf lettuce is admired for its dark red, tightly curled leaves that taper to a lighter green centre. Useful as a garnish or for adding colour to any salad blend. Lolla Rossa possesses a mild flavour and is slow to bolt which helps provide a longer harvest.

1735 ■ RUBY RED 42 days

Approx. 1,250 sds/pkt. Frilled leaves are a bright brilliant green artistically marbled with deep red shading. A good, crisp, sweet-flavoured leaf lettuce that doesn't run and hide in hot weather. Ruby Red stretches out the spring harvest as it performs well under stress!

1740 ■ SALAD BOWL 45 days

Approx. 1,250 sds/pkt. Heirloom. Introduced in 1952. The name pretty well describes where this very popular variety belongs! Medium green leaves are long and deeply lobed with a tender texture and sweet taste. Salad bowl shows good resistance to bolting and is relatively heat tolerant. Good for both spring and late summer planting!

1741 ■ OUTRAGEOUS RED 50 days

(Red Salad Bowl) Approx. 2,400 sds/pkt. Outrageous Red forms a loose head with a spectacular magenta red colour. The open style heads are medium to larger in size with deeply lobed leaves. A great baby leaf variety that can make any salad come alive! Slow to bolt in summer heat and keeps its mild, non-bitter flavour. Colour is best in cooler weather but stands up well in summer. Upright growth habit.

Crisphead Lettuce

1775 ■ ICEBERG 78 days

Approx. 1,700 sds/pkt. Heirloom. The classic heading lettuce was first introduced in 1894. A compact, medium green, firm headed lettuce with very few outer leaves and a large ice-white heart. Exceedingly crisp, succulent and tender leaves. An all-time winner!

1780 ■ GREAT LAKES 83 days

Approx. 1,250 sds/pkt. Heirloom. Introduced in 1940 and still a favourite today! A vigorous, disease resistant variety that produces nicely formed, extra crisp heads that pack the perfect crunch. Great for salads and sandwiches. Able to withstand hot, dry weather better than any other variety.

Butterhead Lettuce

1742 ■ SPECKLES 55 days

Approx. 1,000 sds/pkt. Heirloom. Speckles is an Amish heirloom variety with beautiful, bright red speckles on a lime green Butterhead type leaf. This showy lettuce adds colour to any salad. Speckles is a cross between a green butterhead and Forellenschluss (troutback) romaine.

1745 ■ BIBB 60 days

Approx. 1,250 sds/pkt. Heirloom. First offered in 1935. Loved for its deep green, shaded leaves that have a tender, yet crispy crunch and a distinctly sweet, creamy flavor. Matures as small, compact, bunched rosettes. Excellent for early spring or late summer sowing.




GRAND RAPIDS



OAKLEAF



RED OAKLEAF



LOLLO ROSSA



SPECKLES



BIBB



**RED
ROMAINE**



**PARRIS
ISLAND COS**



LITTLE GEM

1750 ■ BUTTERCRUNCH 65 days

Approx. 1,900 sds/pkt. Medium green, crisp, large, outer leaves are sweet, tender and free from any hint of bitterness. Hidden within the enticing rosette of outer leaves is the beautiful “buttery heart”. Heat tolerant and slow to bolt.

1755 ■ PRIZEHEAD 45 days

Approx. 1,700 sds/pkt. Heirloom. Produces loose-leaved, slightly crumpled, bright green leaves that are edged with a brilliant reddish tone. Stays tender and crisp, boasting a tasty buttery flavour. Introduced in the 1800’s!

1760 ■ SPECIAL WHITE BOSTON 76 days

Approx. 1,900 sds/pkt. Heirloom. Introduced in the late 1940’s. Neat, succulent, thick, light green leaves are very crisp and tender, gathering into a loose rosette with a buttery yellow centre. Matures to 20-25 cm (8-10”) size under normal conditions. Slow to bolt.

Romaine or Cos Lettuce

1765 ■ RED ROMAINE 72 days

Approx. 1,250 sds/pkt. Crunchy texture and a nice buttery flavour. Attractive green leaves are overlaid with deep burgundy colouring. Sweet, crisp heads are 30 cm (12”) tall and rather loosely wrapped. A colourful addition to salads or mesclun mixes.



ICEBERG

1770 ■ PARRIS ISLAND COS 72 days

Approx. 1,900 sds/pkt. Heirloom. Cultivated since the early 1800’s. Attractive, uniformly shaped heads average 25 cm (10”) tall with emerald green outer leaves sheltering an inviting, creamy white heart. Sweetly flavoured, good resistance to bolting and tolerance to tip burn. Our choice for a top performing home garden cos variety.

1771 ■ LITTLE GEM 55 days

(Mini COS) Approx 1,900 sds/pkt. Tiny personalized lettuce. Renowned for its mildly sweet flavour yet ultra-crispy texture of the outer leaves. One of the earliest cos to mature – often in as little as 8 weeks! Resistant to common pests and diseases and like the other cos types, nicely heat tolerant. An ideal variety for successive sowings spring through fall. And for a Caesar salad, there is no better green! Pick when 15 cm (6”) tall.

LEAF LETTUCE	PKT.	25G	125G	500G	1KG
1715 BABY LEAF BLEND	2.19	8.35	28.35	75.60	
1720 GRAND RAPIDS	2.19	6.55	17.30	40.75	60.25
1725 OAKLEAF	2.19	6.55	17.30	40.75	60.25
1726 RED OAKLEAF	2.19	6.55	17.30	40.75	60.25
1727 LOLLO ROSSA	2.19	6.55	17.30	40.75	60.25
1735 RUBY RED	2.19	6.55	17.30	40.75	60.25
1740 SALAD BOWL	2.19	6.55	17.30	40.75	60.25
1741 RED SALAD “OUTRAGEOUS RED”	2.19	6.55	17.30	40.75	60.25
CRISPHEAD LETTUCE					
1775 ICEBERG	2.19	6.55	17.30	40.75	60.25
1780 GREAT LAKES	2.19	7.95	22.50	51.00	75.00
BUTTERHEAD LETTUCE					
1742 SPECKLES	2.19	8.00	20.90	47.00	74.90
1745 BIBB	2.19	6.55	17.30	40.75	60.25
1750 BUTTERCRUNCH	2.19	6.55	17.30	40.75	60.25
1755 PRIZEHEAD	2.19	6.55	17.30	40.75	60.25
1760 SPECIAL WHITE BOSTON	2.19	6.55	17.30	40.75	60.25
ROMAINE OR COS LETTUCE					
1765 RED ROMAINE	2.19	6.55	17.30	40.75	60.25
1770 PARRIS ISLAND	2.19	6.55	17.30	40.75	60.25
1771 LITTLE GEM	2.49	6.55	17.30	40.75	60.25



**GREAT
LAKES**



**RUBY
RED**



BUTTERCRUNCH



PRIZEHEAD



SPECIAL WHITE BOSTON

Mesclun Mixes

A blend of specialty salad greens, not just different lettuces. Wonderfully appealing for their colourful display and harmony of tastes from sweet and crunchy to tangy and spicy. Can be grown in the garden or in containers for several harvests from one sowing.

How to Grow: Mesclun mixes are sun-loving, cool weather crops that grow best in organic, well drained soil. **Sow** as soon as the soil can be worked in the spring, then every two weeks thereafter to ensure a continuous supply. Sow about 3 mm (1/8") deep in rows 45 cm (18") apart. An even supply of moisture during the entire growth period is imperative for success. **Harvest** by either pulling the entire plant or by cutting leaves from the main stem at least 2.5 cm (1") above the base as this will allow the plants to sprout new leaves. Once plants start to bolt the leaves become bitter.

1805 ■ SALAD GREEN MIX

Approx. 1,250 sds/pkt. The ultimate in unique salad greens/lettuces all in one packet and a delightful culinary experience! Contains: Bibb Lettuce, Salad Bowl Lettuce, Oak Leaf Lettuce, Royal Red Lettuce, Cress, Pak Choi, Bulls Blood Beet, Bright Lights Swiss Chard and Italian Parsley.

1810 ■ SPICY ITALIAN MESCLUN MIX

Approx. 1,250 sds/pkt. Perfectly blended combination of spice and zest to tantalize your taste buds. Contains: Oakleaf Lettuce, Buttercrunch Lettuce, Ruby Red Lettuce, Arugula, Chervil, Endive, Radicchio Verona Red, Mizuna Mustard, Florence Fennel, Peppergrass and Thai Basil.

1815 ■ MILD MESCLUN MIX

Approx. 1,250 sds/pkt. A nice combination of tastes and flavor that appeals to any palate. Includes Ruby Red Lettuce, Grand Rapids Lettuce, Salad Bowl Lettuce, White Boston Lettuce, Lemon Basil, Bloomsdale Spinach, Summer Savory, Fordhook Swiss Chard and Red Romaine Lettuce.

Mangel

Beta vulgaris – 60 seeds/gram

Used for centuries as a feed for cattle and pigs. Not commonly used for human consumption, although some gardeners use the nippy greens in salads.

How to grow: Culture of mangels are very similar to beets. **Sow** seed 12 mm (1.2") deep and 2.5 cm (1") apart in rows 60 cm (24") every two weeks from mid spring through to late June. **Transplanting:** Thin sprouts to 25 cm (10") apart in the row.

1790 ■ GIANT RED 90 days

Approx. 125 sds per packet. Heirloom. Also known as Fodder Beet, these large, reddish roots of 25-38 cm (10-15") in diameter are the perfect thing for feeding cattle and swine. Grow as you would beets, but be warned, Giant Red gets mighty big and can easily reach 30 cm (1') plus in length! Enjoys a nutrient rich soil.



GIANT RED

Mustard

Brassica juncea – 450 seeds/gram

Mustards are a cool season crop, simple to grow, nutritious and perfect for early summer/fall growing. Grow as you would other members of the Brassica family.

How to Grow: Direct garden sow in early spring or in mid August spacing about 2.5 cm (1") apart and 8-15 mm (1/4-1/2") deep in rows 60 cm (24"). You might want to use a frost blanket/row cover to get a jump on the season, accelerate growth, provide some insect protection and to protect fall crops from early frosts. Avoid sowing during prolonged periods of hot weather. Irrigation is advisable for best growth. Try successive plantings about every other week.

1795 ■ SOUTHERN GIANT CURLED 30 days

Approx. 500 sds/pkt. Heirloom Indian Mustard. Fast growing, large, 40 cm (16") plants are loaded with deeply frilled, medium green, finely cut leaves. Has a mild taste when young intensifying to a pungent mustard flavour when mature. A perfect addition to any salad.

1800 ■ MIZUNA 40 days

Approx. 750 sds/pkt. A beautiful Japanese green! Vigorous, high yielding plants are loaded with broad, light green, deeply cut, serrated leaves with white ribs. Mild and crunchy with a hint of horseradish. Plants have good cold tolerance. A great addition to mesclun mixes or stir-fry.

MESCLUN MIXES	PKT.	25G	125G	500G
1805 SALAD GREEN MIX	2.19	11.40	23.00	84.70
1810 SPICY ITALIAN	2.19	11.40	23.00	84.70
1815 MILD MIX	2.19	11.40	23.00	84.70
MANGEL				
1790 GIANT RED	2.19	6.90	17.25	40.65
MUSTARD				
1795 SOUTHERN GIANT CURLED	2.19	7.30	15.00	43.00
1800 MIZUNA	2.19	7.30	15.00	43.00



SALAD GREEN MIX



SPICY ITALIAN MESCLUN MIX



MILD MESCLUN MIX



SOUTHERN GIANT CURLED



MIZUNA



**SOUTHPORT
WHITE
BUNCHING**



**WHITE GEM
HYBRID**



Onions

Allium cepa – 280 seeds/gram



WALLA WALLA



AILSA CRAIG

One of nature's best kept secrets. Loved for their flavour in soups, stews, salads and on burgers. Onions are members of the Allium genus of flowering plants that also includes garlic, shallots, leeks and chives.

How to Grow: Seed can be started 10-12 weeks early indoors in a soilless growing medium. Place flats or trays 10-20 cm (4-8") below fluorescent lights or near a sunny window but not in direct sunlight. The seedlings can then be **transplanted outside** later in spring after danger of frost has passed. Seed can also be sown directly outdoors from mid April, 8-15 mm (1/4-1/2") deep and 15 mm (1/2") apart in rows 30 cm (12") apart. Thin to 5 cm (2.5") apart for cooking onions, and 7.5 cm (3") apart for the sweet Spanish types. Onions do best in a sunny site with fertile, well-drained soil. **Harvesting:** Bend over any flower stalks that start to grow so the plant's energy goes into building the bulb not the flowers. Dig mature bulbs when tops become brown and dry, then cure for 1-3 weeks in the sun or an airy, dry location. Store in a cool, dry, frost-free location. One packet sows approximately 6 m (20ft) of row.

1820 ■ EARLY YELLOW GLOBE 98 days.

Approx. 500 sds/pkt. A medium sized, globe shaped bulb with light brown skin. Flesh is solid and yellow with a very mild, sweet taste. Heavy yielding, uniform in size and a perfect cooking onion. Good winter keeper!

1825 ■ RED GLOBE 100 days

Approx. 500 sds/pkt. Heirloom. First released in 1873, and still one of the best. Medium sized globe shaped bulbs have a deep burgundy-red skin, firm pink-red flesh and one of the best keepers of any red onion. A perfect long-day onion for northern gardens.

1830 ■ SOUTHPORT WHITE BUNCHING 64 days

Approx. 500 sds/pkt. Heirloom. An excellent white bunching onion that is well adapted to northern growing areas. The bulbs are round, medium sized and solid with thin delicate skin. The flesh is white, fine grained and mild. An excellent direct seeding variety as they mature very quickly. A good keeper.

1832 ■ WHITE GEM HYBRID 62 days

Approx. 500 sds/pkt. Beautiful white shanks with little bulbing and dark green foliage. Very uniform growth makes for easy harvest and cleaning. For summer or fall harvests. The best bunching onion in our trials.

1834 ■ FRONTIER HYBRID 95 days

Approx. 30 sds/pkt. Replaces Norstar as our number one long day onion for shorter growing seasons. Large, uniform golden skinned bulbs have a flattened-globe shape and thin neck for consistent drying and long storage ability. Excellent disease resistance to Downy Mildew, Fusarium Basil Rot and Botrytis.

1835 ■ WALLA WALLA 125 days

Approx. 450 sds/pkt. (Super Sweet Type) Seed needs to be started indoors as early as you can as the bigger the transplant, the better the mature onion will be. Walla Walla withstands considerable cold, so if possible, you can start seed in a cold-frame no later than mid-August to get a jump on the next spring season. It forms large, crisp, yellow fleshed, super sweet onions. Harvested bulbs range in size from 5-15 cm (2-6"). This is not a long-term storage onion so enjoy them fresh.

1840 ■ AILSA CRAIG 110 days

Approx. 150 sds/pkt. Heirloom. A classic yellow skinned, round to tear-drop shaped Spanish onion that can reach 2.27 kg (5 lb) in weight and 20 cm (8") in diameter. The flesh is relatively mild and sweet making it ideal to use as fresh rather than for long term storage.

1845 ■ WHITE PICKLING 70 days

Approx. 500 sds/pkt. Heirloom. Introduced in 1845. Small, round, white onions with firm, fine-grained flesh and mild, pleasing flavour. Extensively used for pickling or the cocktail trade but can also be picked when very young as a green bunching onion if desired. Stores well.

1850 ■ WHITE SWEET SPANISH 110 days

Approx. 500 sds/pkt. A long-day type onion that's perfect for northern gardeners. Large, globe-shaped bulbs have pure white skin and flesh with an excellent flavour. Sweet and juicy with just a touch of spice. A medium shelf life.

1860 ■ SWEET SPANISH UTAH 110 days

Approx. 500 sds/pkt. Our best large onion. A bright, golden skin, globe-shaped onion with a mild, sweet taste. The flesh is firm, clear, juicy and tender. Under ideal conditions, these onions will weigh over 1 kg (2.2 lb) at harvest.

ONION SEED - BULK	PKT.	10G	25G	125G	500G
1820 EARLY YELLOW GLOBE	2.19		7.95	21.95	68.00
1825 RED GLOBE	2.19		7.95	21.95	68.00
1830 SOUTHPORT WHITE BUNCHING	2.19		7.95	21.95	68.00
1832 WHITE GEM HYBRID	3.49		18.15	57.20	
1835 WALLA WALLA	2.19	10.95	21.95	83.55	
1840 AILSA CRAIG	3.49	10.95	21.95	83.55	
1845 WHITE PICKLING	2.99		7.95	21.95	68.00
1850 WHITE SWEET SPANISH	2.19		7.95	21.95	68.00
1860 SWEET SPANISH UTAH	2.19		7.95	21.95	68.00
ONION SEED - SOLD BY SEED COUNT		1000 SDS		2000 SDS	
1834 FRONTIER HYBRID		18.70		29.90	



**EARLY
YELLOW GLOBE**



RED GLOBE



**FRONTIER
HYBRID**



WHITE PICKLING



**WHITE SWEET
SPANISH**



**SWEET
SPANISH
UTAH**

Onion Sets & Garlic Bulbs

Oriental Greens

Parsley

Petroselinum crispum – 530 seeds/gram

You can grow spring planting onions and garlic from seed or sets as soon as the soil begins to warm in the early spring. It's simple, they are low maintenance and don't take up too much space.

2500 ■ MULTIPLIER SETS

Single bulbs produce 6-8 mild tasting green bunching onions in a tight, clean cluster.

2505 ■ SPANISH SETS

Large, elongated bulbs with a light brown skin and delicious, mild, sweet flavour. Good summer onion or for short term storage.

2510 ■ YELLOW DUTCH SETS

Smooth brown skin with a firm, sweet, yellowish flesh. Excellent storage onion!

2515 ■ WHITE SETS

White flesh and clear white skin. Strong flavour in a Stout bulb.

2520 ■ GARLIC

Easy to grow, requires little space. We ship softneck for spring planting and hardneck for fall sowing.

ONION SETS may vary from year to year in size/weight due to varied growing conditions, but typically average approx. 150 bulbs per 500 gram package. Plant onion sets 1-2 cm (1/2 - 3/4") deep, 10-15 cm (4-6") apart in rows 30 cm (12") apart to allow them to mature.

Each 500 gram package sows approx. 15M (49') of row and a 2 kg package approx. 60M (196') of row.

GARLIC BULBS may also vary in size/weight year to year and typically average approx. 70 cloves per 500 gram package. Plant garlic cloves pointed end up, 2-5 cm (1-2") deep, 10-15 cm (4-6") apart in rows 15-20 cm (6-8") apart.

Each 500 gram package sows approx. 7 M (23') of row and a 2 kg package sows approx. 28 M (92') of row.

Please refer to the website for availability and pricing mid to late March. Onion Sets and Softneck Garlic bulbs are shipped approx. April 1st through April 30th when there is no danger of them freezing in transit. **Hardneck Garlic is available Sept 1st and can only be ordered online.** Additional shipping charges will apply to these orders.

2550 ■ GARLAND ROUND LEAVED 40 days

A juicy, tender Japanese green with broad serrated leaves and white rib. Great for salads; tolerant of cool weather.

2575 ■ MITSUBA 50 days

Japanese herb with a flavor reminiscent of celery/parsley. Use leaves, roots and stems raw in salads or steamed.

2580 ■ MUSTARD GIANT RED 45 days

Large, deep purple-red leaves with white mid-rib are tender and thick with a mustard pungency. Great in salads. Sow spring or fall.

2595 ■ TSOI SIM 40 days

Thick, shiny leaves on flowering stalks similar to Italian rapini. Has a mild mustard pungency.



TSOI SIM

Parsley, one of the most popular herbs, is a favourite in American, European, and Middle Eastern cooking. Its delicious and vibrant taste elevates the flavour of soups, stews and fish recipes. Aside from its many culinary uses, parsley is highly nutritious and has been shown to have many powerful health benefits. It is a biennial plant that will return to the garden year after year once it is established. Used for pest control in the garden; it attracts beneficial insects too!

How to Grow: Germination is hastened by first soaking the seeds in water overnight. After soaking, **sow** directly outdoors 6 mm (1/4") deep in rows 40 cm (16") apart. Be patient. Parsley takes up to 21 days or more to germinate and 3-5 weeks to emerge from the soil. Keep the seedbed evenly moist to avoid crusting over the soil as this will greatly reduce the number of seedlings that emerge. Seed can also be started 8 weeks early indoors. Since Parsley does not transplant well use individual peat pots to reduce transplant shock. **Transplant** seedlings in the garden to 10 cm (4") apart after danger of frost has passed. Keep parsley well weeded. One packet sows approximately 6 m (20') of row.

1865 ■ FOREST GREEN 70 days

Approx. 750 sds/pkt. Heirloom. Long, stiff, upright growing stems hold the dark green, finely cut and beautifully curled leaves well above the soil. This variety has broader leaves and is more flavourful than plain leaved parsley. Holds its fresh look and deep colour quite well and resists browning and bleaching. The best variety for garnishing and a superb ornamental in combination with flowers for use in containers and planters.

ORIENTAL GREENS	PKT.	25G	125G	500G
2550 GARLAND ROUND LEAVED	2.19		20.95	65.65
2575 MITSUBA	2.19	10.00	44.00	
2580 MUSTARD GIANT RED	2.19		20.95	65.65
2595 TSOI SIM	2.19	10.30	36.75	



SPANISH SETS



YELLOW DUTCH SETS



WHITE SETS



GARLIC



GARLAND ROUND LEAVED



MITSUBA



HAMBURG OR TURNIP ROOT

Parsnip

Pastinaca sativa – 200 seeds/gram

Peanuts

Arachis hypogaea – 2-3 seeds/gram

1870 ■ HAMBURG OR TURNIP ROOT 90 days

Approx. 750 sds/pkt. Heirloom. For over 400 years, the slender 15 cm (6") parsnip-like roots with their delicate parsley taste have been used for flavouring soups and stews. This variety stores very well through the winter. A great dual purpose plant as the coarse leaves contribute a parsley flavour and can be used as a garnish.

1875 ■ ITALIAN PLAIN LEAVED 78 days

Approx. 750 sds/pkt. Heirloom. The attractive leaves of this aromatic parsley are flat, deeply cut with a vibrant glossy dark green. Their rich flavour makes them an excellent culinary garnish for seasoning dishes like fish, sauces or pastas! Widely used in European cuisine for centuries.

NEED HELP GETTING YOUR SEEDLINGS STARTED?

480 ■ SEEDLING HEAT MAT

Designed to work with any 25 x 50cm (10" x 20") seed starting tray. The mat measures 23 cm x 49.5 cm (9" x 19.5"), efficiently distributing warmth over the entire bottom surface of the tray. Provides bottom heat to give a "jump start" to all your seed starting efforts. Encourages much faster growth. Mats shipped rolled, not flat. Remove from package. Roll-out and flatten before use. Place mat under the tray (not in it) and plug in. UL approved, 17 Watt, 120 Volt, 60 Hz AC. **\$35.99**



A tasty, biennial root with a sweet, tender taste that only gets better when touched by frost. Perfectly suited to Canadian gardens it can be stored like carrots over winter or left in the garden under mulch and dug for early spring use. Delicious baked, boiled, fried or grilled and a nice treat at Christmas dinner.

How to grow: Culture is very similar to carrots. **Sow seed** about 2.5 cm (1") apart and 6-12 mm (1/4-1/2") deep in rows 45-60 cm (18-24") apart. Keep soil evenly moist during the 3 week germination period. Avoid crusting over the soil as this will greatly reduce the number of seedlings that emerge. **Transplanting:** Once seedlings have reached 5-7.5 cm (2-3") in height, thin them to 7.5 cm (3") apart in the row. Parsnips do best in deep, loose soil that has had any rocks, stones or hard lumps removed (all these can cause the roots to branch out or fork should they come into contact). **Harvesting:** Dig roots in the fall and early winter after cold has brought out the best flavours.

1880 ■ HOLLOW CROWN IMPROVED 105 days

Approx. 325 sds/pkt. Heirloom. Long, smooth, tender and sugary roots can grow up to 30 cm (12") long and be up to 7.5 cm (3") wide at the shoulder. Be very patient with germination - it can take up to 3 weeks for the seeds to sprout. Also do not be in a hurry to harvest your parsnips in the fall. Roots require exposure to frosty weather to develop full flavour....the longer you wait into November and December, the better the flavour gets.

A Canadian original from our friend and pioneer, Jim Picard Sr. It is grown right here in Ontario. Have fun and try some in your own backyard.

How to Grow: Peanuts do best in a warm, sunny site with sandy, open soil. **Sow seed** from mid-May to the first of June about 2.5-5 cm (1-2") deep, 12.5 cm (5") apart in rows 90 cm (36") apart - sow when soil temperature reaches at least 21°C (70°F). **Thin** to 25 cm (10") apart after germination. Keep plants evenly watered and the area well weeded through the season. **Harvesting:** Leave the plant to mature as long as possible in the fall, then dig up the entire plant after the first frost tickles the foliage. As freshly harvested peanuts have a high water content, hang the entire plant in the garage or basement to dry (this is called curing). Do not rush this drying stage, the drier the peanuts are, the easier they are to roast. Roast shelled peanuts at 175-190°C (350-375°F) for 15 to 20 minutes. When roasting peanuts still in the shell increase the time to 20 to 25 minutes.

1885 ■ VALENCIA 120 days

Yes you can grow your own peanuts. We have Valencia seed peanuts, which are an ideal variety for growing in southern Ontario and other long growing season areas of Canada. Typically a Valencia peanut seed weighs between 0.4 g and 0.65 g. This means in a 25 g package you can expect to find 40 to 65 seeds. The variation in seed size is due to differences in growing and curing conditions between crop lots.

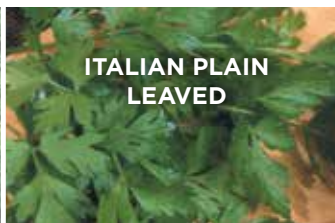
	PARSLEY	PKT.	10G	25G	125G	500G
1865 FOREST GREEN		2.19		7.95	19.95	49.95
1870 HAMBURG ROOT		2.19		7.95	19.95	49.95
1875 ITALIAN		2.19		7.95	19.95	49.95
	PARSNIP					
1880 HOLLOW CROWN		2.19		7.60	16.50	35.00
	PEANUT					
1885 VALENCIA		2.99			12.70	27.00



MUSTARD GIANT RED



FOREST GREEN



ITALIAN PLAIN LEAVED



HOLLOW CROWN IMPROVED



VALENCIA



ALASKA

Peas

Pisum sativum – Approx. 3 seeds/gram



LITTLE MARVEL

A favourite cool weather crop that's perfect for any size garden. They can be grown on a trellis, in containers and a bumper crop can be frozen for winter use.

How to Grow: Sow from early April through to mid-May when the soil temperature is between 10-16°C (50-60°F). Fall crops can be had from an August sowing. **Spacing:** Sow in double rows spaced 25 cm (10") with the seed 6.5 cm (2.5") apart within the row and 1.25-2.5 cm (1/2-1") deep. Space each set of double rows 75 cm (2.5') apart. Peas can also be sown in blocks 120 cm (48") square with the seeds spaced 6.5 cm (2.5") apart within the block. Sow successive crops 10-14 days apart for extended harvests. Keep the soil evenly moist during the germination period or emergence will be spotty. You can stake or support row planted bush varieties for easier picking and climbing varieties definitely need to be supported. Avoid the use of high nitrogen fertilizers. Once flowering starts, it is important to keep the plants well watered to produce a good harvest. **Harvesting:** As the pods mature, pick daily to enjoy their peak flavour and to encourage more pods to form. Careful cultivation between rows is recommended to increase harvest yield. Removing clover and other non-crop legumes from the vicinity of the pea crop will reduce pest problems.



LAXTON'S PROGRESS NO. 9

Early/Main Season

1959 ■ EARLY FROSTY 65 days

Approx. 70-100 sds/pkt. Very sweet and delicious with wonderful eating quality, high yields and large harvests. Vines grow to 75 cm (30") and yield 8 cm (3.5") pods filled with 6-7 medium sized peas. Tasty right off the vine and perfect for freezing. Holds well after harvest.

1960 ■ ALASKA 65 days

Approx. 70-100 sds/pkt. Heirloom from the 1880's. An early producing pea suited to freezing and canning. Enjoys being planted early May for a bumper crop. Slim, light green, straight but blunt ended pods are filled with 6-8 light green, very sweet peas. A reliable and consistent performer and a favourite of both home gardeners and commercial growers alike. Grows to 60-90 cm (24-36"). Stake for easier picking.

1965 ■ ALDERMAN OR TALL TELEPHONE 72 days

Approx. 70-100 sds/pkt. Heirloom since its 1891 introduction. This handsome pea has maintained its place as the best of the tall varieties. Plants grow to 1.5 m (5') or more in height and produce enormous crops of large, plump, dark green pods filled with 8-10 peas of exceptional quality. This pea tends to have a longer flowering period - which is great for extending the harvest. Peas are good fresh and quite suitable for canning and freezing. An excellent variety to grow when space is limited and soil is poor. Resistant to wilt.

1970 ■ GREEN ARROW 62 days

Approx. 70-100 sds/pkt. Heirloom. Heavy yielding, fast growing vines 60 cm (24") high, produce long, bright green pods containing up to 10 very sweet tasting peas. Pods are borne in pairs at the top of vines for easy picking. Excellent fresh or frozen and our number one choice for freezing! Tolerant to Fusarium, Powdery Mildew and Leaf Curl.

1975 ■ HOMESTEADER OR LINCOLN 64 days

Approx. 70-100 sds/pkt. Heirloom. Early 1900's introduction. There is no sweeter, more delicious pea in our gardens than this one! Well-filled, slightly curved, slender dark green pods each contain 7-9 large, mouth-watering, very sweet, deep green peas. Tremendously productive and excellent fresh or for freezing. Grows up to 75 cm (30") in height.

1980 ■ LAXTON'S PROGRESS NO. 9 62 days

Approx. 70-100 seeds/pkt. Heirloom. Introduced in the 1930's. A dependable, vigorous growing plant 45 cm (18") high and loaded with large 11 cm (4.5") pods filled with 8-10 large, deep green, succulent peas. The uniform pods are easy to pick and remain tender even at larger sizes. Ideal for market and roadside stands.

1985 ■ LITTLE MARVEL 63 days

Approx. 70-100 seeds/pkt. Heirloom. Originated in England at the turn of the 20th century and was a 1934 All America Selections winner. This exquisitely sweet, old favourite deserves a place in every home garden. Dwarf vines 45 cm (18") tall produce deep green, nearly round pods 7.5 cm (3") long, are tightly packed with 7-8 very tender, luscious peas. A good freezing variety - that is if you don't eat them all straight from the garden!

1995 ■ THOMAS LAXTON 65 days

Approx. 70-100 sds/pkt. Heirloom. A high quality, heavy yielding, all purpose shelling pea first introduced in the late 1890's. Perfect for the home gardener. Vines growing to 75-90 cm (30-36") tall produce well-filled pods 8.75 cm (3.5") long that are straight, broad and dark green. Each pod contains 7-9 large tender peas. We recommend growing this pea on a short trellis or netting to make picking easier. Wilt and Powdery Mildew Resistant.



EARLY FROSTY



ALDERMAN OR TALL TELEPHONE



GREEN ARROW



HOMESTEADER OR LINCOLN



THOMAS LAXTON



OREGON SUGAR POD II



SUGAR SNAP



Snow Peas

The tender succulent freshness of a snap bean with the juicy, flesh of green peas. Indispensable in Oriental dishes and stir-fries. Pick when pods are small and flat.

2000 ■ OREGON SUGAR POD II 60 days

Approx. 70-100 sds/pkt. Very sweet and crunchy 10 cm (4") long, light green pods about 2 cm (3/4") wide. Generally there are two pods per cluster for easy picking. Suitable for eating fresh, stir-fried or for freezing. This improved variety is resistant to many viruses, powdery mildew and common wilt. Plants vary in height from 40-75 cm (16-30"). White flowers.

2005 ■ DWARF GREY SUGAR 65 days

Approx. 70-100 sds/pkt. Heirloom. An edible pod pea first introduced sometime before the early 1890's. The earliest maturing, most dwarf snow pea, producing 6 cm (2.5") long, fibre-free pods that are light green, curved, sweet and succulent. For best quality, pods must be harvested before they develop large peas. At only 60-75 cm (24-30") tall, this good yielding pea does not need staking.

2007 ■ LITTLE SNOW PEA PURPLE 52 days

Approx. 70-100 sds/pkt. As attractive as they are tasty! Compact space saving 60 cm (24") plants are loaded with pretty purple, delicate flowers that produce bright-green, flat, sweet, crunchy pods filled with tiny peas inside. Perfect for smaller gardens or containers.

OUR SEEDS ARE GMO FREE!

OSC's policy is to not sell Genetically Modified Organisms. If your organization requires a letter stating such, it can be found on the OSC website (www.oscseeds.com) and printed off from there.

Sugar Snap Peas

Unique and tasty with a crisp, sugary sweet succulence.

2010 ■ SUGAR SNAP 70 days

Approx. 70-100 sds/pkt. #1 All Time AAS Winner. An edible podded pea with a flavour and texture that tastes terrific! Features 7.5 cm (3") long, round pods with thick, fleshy walls and crunchy sweetness. Wilt resistant vines grow 120-180 cm (4'-6') tall and are best supported on a trellis or fence - which makes the pods easier to eat straight from the vine.

2012 ■ LITTLE SNAP PEA CRUNCH 58 days

Approx. 70-100 sds/pkt. A cross between snow peas and garden peas that brings healthy snacking to smaller gardens! The plump edible pods have a crunchy texture and sweet juicy flavour. Space saving, mature plants reach 65-80 cm (26-32"). Container plants will be slightly smaller, yet just as productive as garden sowings.

SAVE 20%
ONLY \$7.20 FOR THE COLLECTION!

PEAS	PKT.	250G	2KG	10KG	25KG
1959 EARLY FROSTY	2.99	7.55	36.00	103.25	198.00
1960 ALASKA	2.99	7.55	36.00	103.25	198.00
1965 ALDERMAN/TALL TELEPHONE	2.99	7.55	36.00	103.25	198.00
1970 GREEN ARROW	2.99	7.55	36.00	103.25	198.00
1975 HOMESTEADER/LINCOLN	2.99	7.55	36.00	103.25	198.00
1980 LAXTON'S PROGRESS NO.9	2.99	7.75	37.10	105.95	203.00
1985 LITTLE MARVEL	2.99	7.75	37.10	105.95	203.00
1995 THOMAS LAXTON	2.99	7.75	37.10	105.95	203.00
SNOW PEAS					
2000 OREGON SUGAR POD II	2.99	7.25	34.55	98.75	189.00
2005 DWARF GREY SUGAR	2.99	7.50	35.95	102.75	197.00
2007 LITTLE SNOW PEA PURPLE	2.99	17.85			
SNAP PEAS					
2010 SUGAR SNAP (ORIGINAL)	2.99	7.75	37.10	105.95	203.00
2012 LITTLE SNAP PEA CRUNCH	2.99	17.85			



DWARF GREY SUGAR



LITTLE SNOW PEA PURPLE



LITTLE SNAP PEA CRUNCH



ORANGE SUN

Peppers

Capsicum annuum – 160 seeds/gram

With 7,500 years of cultivation behind them, it is no wonder that there are a myriad of pepper varieties available to the home gardener and all have their origins in wild species native to Central and South America. Peppers are divided into two categories... "Sweet" for eating in a fresh garden salad, on a vegetable platter or stir-fry and "Hot" which are ideal for soups, stews on burgers etc. They take time to mature in the garden but are worth the effort. The measure of pungency in peppers is called the Scoville scale and recorded as Scoville Heat Units (SHU), based on the concentration of capsaicinoids, among which capsaicin is the predominant component. The scale is named after its creator, American pharmacist Wilbur Scoville, whose 1912 method is known as the Scoville organoleptic test.

How to Grow:

Start seed indoors mid-February to late March. Use a soil-less growing mix. Sow seed 6 mm (1/4") deep. Maintaining the growing medium at a temperature of 21°C(70°F) will enhance germination. Seeds should sprout in 10-21 days. Grow the seedlings under bright light and temperatures of 16-21°C(60-70°F) to produce strong, stocky plants. Transplant after hardening off, in late May to early June. Full sun and a well-drained soil is best. Space the plants 30 cm (12") apart in rows spaced 60 cm (24") apart. Control weeds and avoid high nitrogen fertilizers. Try harvesting the peppers at different maturities to experience a wider range of flavours and textures. Staking is recommended with most varieties. Note: days to maturity are from transplant.

Sweet Bell Peppers

1900 ■ ORANGE SUN 70 days

Approx. 15 sds/pkt. Beautiful bright orange, big blocky, 4-lobed peppers averaging 10 x 12 cm (5x4") size. Very sweet, thick walled with a juicy crunch. Sturdy, erect, 60 cm (24") plants bear an abundant harvest both early and fast. Perfect for salsa, roasting and salads.

1910 ■ SWEET CUBANELLE 65 days

Approx. 25 sds/pkt. (Ramshorn Type). Sweet Cubanelle is a large, elongated bell-type pepper with a smooth skin, and an interesting lime green colour. Fruits average 15 cm (6") long by 5 cm (2") wide at the shoulders. Medium thick flesh has a sweet but characteristic flavour that develops as the fruit ripens to yellow then finishes to red. This pepper is essential for authentic Cuban cuisine. A superb pepper that is often overlooked.

1943 ■ ENCORE HYBRID 70 days

Approx. 15 sds/pkt. A deliciously crunchy sweet bell pepper with a flavour as big as their size. Extra-large, 4-lobed, 12- 15 cm (5-6") fruits are smooth, thick walled and can be harvested green or left to turn red later in the season. Tall upright plants; strong virus tolerance.

1945 ■ EARLY CALWONDER 75 days

Approx. 25 sds/pkt. Heirloom. Probably the nicest looking and best tasting standard bell pepper. Early Calwonder bears heavy, smooth skinned, 4-lobed fruits averaging 10 cm (4") long and 7.5-10 cm (3-4") wide. The sweet, juicy flesh is thick and solid starting as a deep green and ripening to a deep scarlet. Sturdy 75 cm (30") plants are perfect for the garden or for container growing.

1950 ■ GOLDEN CALWONDER 75 days

Approx. 25 sds/pkt. Golden Cal Wonder is a very sweet, blocky-shaped, 4-lobed bell pepper with thick flesh and 10 cm (4") diameter fruits which ripen from medium green to golden yellow to deep orange. Heaving bearing, strong compact plants average 60-75 cm (24-30") height.

1955 ■ SUMMER RED HYBRID 70 days

Approx. 15 sds/pkt. Summer Red is a great looking, slightly blocky, 4-lobed, bell-shaped fruit 11 x 10 cm (4-1/2 x 4") size with a thick wall and sweet taste. The fruit will mature from green to a beautiful solid red. Amazingly productive in short growing seasons and possesses excellent disease resistance. It's everything a home gardener desires and more!

GOLDEN CALWONDER



Novelty Peppers

Vibrant colours, shapes and sizes each with their own delicious sweet n' sassy flavour!

1890 ■ GYPSY HYBRID 65 days

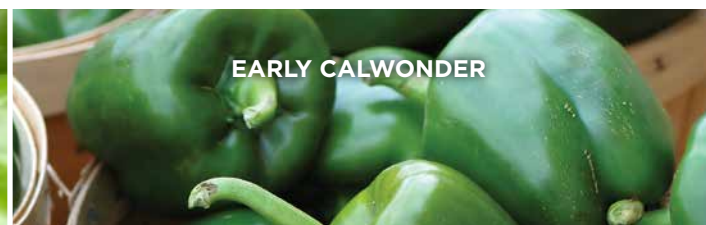
Approx. 15 sds/pkt. AAS Winner. Produces loads of 3-lobed, wedge-shaped fruits 10 cm (4") by 5 cm (2") wide with a crisp, sweet flesh. Slowly turns from yellow-green to red as it matures. Early, productive and compact, this is an excellent variety to choose if you are only going to grow one variety of pepper. Good disease resistance. Best choice for gardens with limited space or container planting.




SWEET CUBANELLE



ENCORE HYBRID



EARLY CALWONDER



GYPSY HYBRID



HUNGARIAN YELLOW SWEET BANANA

SAVE 20%
ON ALL PEPPER COLLECTIONS

1895 ■ MARCONI ROSSO 70 days

Approx. 25 sds/pkt. (Ramshorn Type). Heirloom. Marconi Rosso is an Italian ram's horn variety that produces great tasting, thick walled, very juicy, 4-lobed fruits. The very sweet peppers ripen from a dark green to dark red and average 18 cm (7") long by 6 cm (2.5") wide. Known for its wildly shaped fruit and great taste!

1905 ■ SWEET PIMENTO 78 days

Approx. 25 sds/pkt. Heirloom. Sweet Pimento is a heart shaped variety that is quite suitable for home gardeners and commercial growers alike. Plants grow to 75 cm (30") tall and produce heavy crops of thick walled, very mild and sweet peppers about 9 cm (3-1/2") by 6 cm (2 1/2"). The fruit will mature from green to a bright crimson red. A very useful variety for stuffing and is superb for preserving in oil or canning whole. Characteristic flavour with "just a touch of spiciness."

1915 ■ HUNGARIAN YELLOW SWEET BANANA 72 days

Approx. 25 sds/pkt. (Banana Type). Heirloom. Enjoy an abundance of bright, waxy-yellow fruits between 15-20 cm (6-8") long by 5 cm (2") wide with a delightful shine that typically changes to bright scarlet red as they mature. These stocky plants 50-60 cm (20-24") tall produce a heavy yield of fruit. Depending on growing conditions, this pepper may mature to a brilliant, sunshine yellow or a more subtle lemon yellow. Excellent for preserves such as pickling, in-oil antipasti or canning.

1917 ■ GOLDEN GREEK PEPPERONCINI 72 days

Approx. 10-15 sds/pkt. Beautifully slim, mildly hot, dimpled peppers turn from light yellow-green to bright yellow then red if left on the plants. Harvest and use for pickling when yellow. Similar to the supermarket picked peppers. Fruits average 10 by 4cm (4 x 1-1/2") size when mature. Excellent for Greek salads too. Scoville heat units approx. 1000.

Pepper Collections

1947 ■ HOT PEPPER COLLECTION

Put that spice back into your cooking with these great peppers. One packet each of Caribbean Red Hot, Mexican Hot, Ancho Poblano and Habanero Orange. Pkg of 4 different hot peppers, **\$9.95**

1957 ■ SWEET PEPPER COLLECTION

Enjoy this colourful collection of sweet, juicy peppers. One packet each of Early Calwonder, Sweet Pimento, Sweet Cubanelle and Hungarian Yellow Sweet Banana. Pkg or 4 different sweet peppers, **\$7.00**



SUMMER RED HYBRID

SWEET PEPPERS		PKT.	5G	10G	25G	125G	500G
1910 SWEET CUBANELLE		2.19		7.95	14.95	43.95	115.00
1945 EARLY CALWONDER		2.19		7.95	14.95	43.95	115.00
1950 GOLDEN CALWONDER		2.19		9.95	17.35	55.00	
NOVELTY PEPPERS							
1895 MARCONI ROSSO		2.19		9.95	17.35	55.00	
1905 SWEET PIMENTO		2.19		9.95	17.35	55.00	
1915 HUNGARIAN YELLOW SWEET BANANA		2.19		8.25	16.50	49.00	135.00
1917 GOLDEN GREEK PEPPERONCINI		3.49	7.90		31.50		
SOLD BY SEED COUNT		PKT.	200 SDS				
1900 ORANGE SUN		2.99		32.50			
1943 ENCORE HYBRID		3.49		32.50			
1955 SUMMER RED HYBRID		2.99		25.65			
1890 GYPSY HYBRID		2.99		35.00			



MARCONI ROSSO



SWEET PIMENTO



GOLDEN GREEK PEPPERONCINI



ANAHEIM

Hot & Spicy Peppers



CARIBBEAN RED HOT

The Scoville Heat Unit (SHU) rating is your guide to the perceived hotness of peppers caused by the active component capsaicin. The scale runs from about 2500 SHU for the mildest Anaheim to several million SHU. Our hottest is the Caribbean Red Hot at 400,000 SHU. Try harvesting the peppers at different maturities to experience a wider range of flavours and textures. Staking is recommended with most varieties. Note: Estimated days to maturity are based on counting the days after transplanting.

1920 ■ ANAHEIM 74 days

Approx. 25 sds/pkt. (Salsa Type). Heirloom. Tasty, mildly hot peppers are easy to digest and average 20 cm long by 5 cm diameter (8" x 2-1/2"). Fruits are well protected by robust foliage on upright, bushy plants. Green fruits will turn red at full maturity if left on the plant. Delicious roasted, used for chile rellenos (whole, batter-fried chiles, stuffed with meat or cheese filling, perfect for salads or fried dishes. SHUnit, 500 to 2,500.

1921 ■ CARIBBEAN RED HOT 72 days

Approx. 25 sds/pkt. Enjoy a taste of the islands with this blazing, fiery hot pepper. We're not kidding about the heat..these peppers pack a mouth and eye watering punch! We recommend handling both the seeds and fruit with care. Light green peppers, about 4 x 5 cm (1.5-2") in size with a wrinkled texture turn bright orange-red when mature. To avoid transferring the active component, capsaicin, (which is responsible for producing the "heat" sensation) to sensitive parts of your body, we recommend washing your hands after handling seeds or preparing the peppers. SHUnit, 400,000.

1922 ■ MEXICAN HOT MIX 72 days

Approx. 25 sds/pkt. Add some spice to your salsa. Our unique blend contains: Anaheim Chili , Ancho Grande, Big Jim, Sante Fe Grande, Cayenne Long Slim, Cayenne Thick, Jalapeno M, Jalapeno Tam, Neu Mex Sandia, Pasilla Bejio, Poblano, Serrano Tam, Serrano Hidalgo and Tabasco. (SHU - Anaheim Chili: 500-2500, Ancho Grande: 2000, Big Jim: 500-2000, Sante Fe Grande: 500-700, Cayenne Long Slim: 30,000-50,000, Cayenne Thick: 30,000-50,000, Jaelpeno M: 3500-5000, Jalepeno Tam: 1000-3500, Neu Mex Sandia: 5000-7000, Pasilo Bejio: 1000-2000, Poblano: 1000-1500, Serrano Tam: 10,000-23,000, Serrano Hidalgo: 2000-17,000, Tabasco 30,000-50,000.)

1924 ■ ANCHO POBLANO 78 days

Approx. 15 sds/pkt . (Mexican Hot Type). Very dark, glossy green peppers 7-10 cm (3-4") long with a fresh, slightly sweet taste. Poblanos come from Pueblo Mexico and are unusually mild for a hot pepper. They do like to surprise you every now and then with some very hot fruit. Essential for chili powder and mole sauces. Enjoy this pepper fresh or dried. SHU, 4000.

1925 ■ HUNGARIAN YELLOW WAX 65 days

Approx. 25 sds/pkt. Hungarian Yellow Wax is moderately hot pepper. This dwarf bushy plant grows about 45 cm (18") high and is a prolific producer. Peppers are about 15 cm (6") in length and about 5 cm (2") thick at the shoulder before tapering slightly to the bottom. The fruit ripens from a waxy yellow to bright red at maturity and contains firm, pungent flesh. Yellow wax is a favourite for frying and makes a very pretty pickled pepper! Excellent fruit set in cooler weather makes this a good selection for northern gardeners. SHU, 4000.

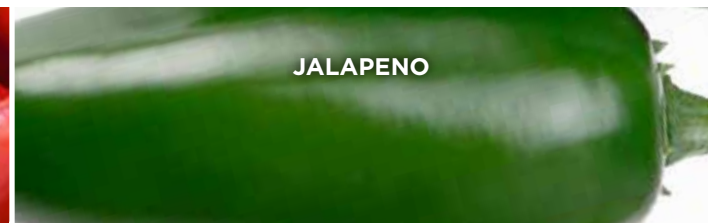
Handling Hot Peppers: Capsaicin is the active ingredient in hot peppers that can burn. Many people wear gloves when cutting/handling them but more importantly you need to wash thoroughly afterwards. Rubbing alcohol or vinegar mixed with soap/water can effectively dissolve the oil to stop the burning sensation.



ANCHO POBLANO



LONG RED CAYENNE



JALAPENO



HUNGARIAN YELLOW WAX



DURANGO HYBRID



HABANERO ORANGE

1928 ■ DURANGO HYBRID 70 days

Approx. 15 sds/pkt. (Guajillo Type). Strong, healthy plants with very good yield potential. Fruits mature to bright red then dry to a deep burgundy-black, 16-20 cm (6.5-8") in length, with a slightly broader, wide shoulder and classic medium hot, sweet chili flavour. Guajillo types can be harvested and used fresh in salsa or dried and later ground into powder for making sauces, spreads or rubs. A great garden performer with excellent disease resistance. SHU, 2500-5000.

1930 ■ JALAPENO 70 days

Approx. 25 sds/pkt. (Hot Chili Type) Jalapeno has a moderately intense heat with some years producing peppers that are hotter than others. Irregular sized fruit averaging 9 cm (3.5") long by 4 cm (1-1/2") wide are produced in abundance on plants 60 cm (24") in height. Thick walled, very pungent and flavourful dark green fruits turn red at maturity. An eye watering addition to salsa and dips and great for pickling. SHU, 6000.

1935 ■ LONG RED CAYENNE 70 days

Approx. 25 sds/pkt. (Hot Chili Type). Heirloom. Strong, upright plants of 75 cm (30") height produce a myriad of thinly tapered, hot peppers about 12.5 cm (6") long and 1.25 cm (1/2") thick. The fruit is often curled and twisted and ripens to a green/crimson red. Ideal for canning, pickling or drying! A very good all purpose hot chili. Suitable for use in eastern Asian cuisine. SHU, 40,000.

1936 ■ HABANERO ORANGE 70 days

Approx. 35 sds/pkt. (Hot Type) Scorching hot fruits with a touch of citrus overtones are lantern shaped and about 2.5 cm (1") x 3.75 cm (1.5") with thin wrinkled flesh that turns from light green to orange when ripe. Germination of the seed is slow with warm conditions 26°C(80°F) essential for best results. As seeds can also carry the essential heat of the pepper, to avoid transferring capsaicin (the active component responsible for the "heat" sensation) to sensitive parts of your body, we advise washing your hands after handling both seeds and fruit. SHU, 250,000.

1937 ■ SERRANO 70 days

Approx. 25 sd/pkt. (Hot Type). This smaller Mexican hot pepper is spicier than Jalapeno making it great for hot salsa or for eating raw. Smooth skinned, thick and meaty walled, slightly curled peppers average 7.5 cm (3") in length and 1.25 cm (1/2") in width. Colours range from green to bright red and often scarlet-brown at maturity. They are delicious when pickled or dried. SHU, 23,000.

1938 ■ RED CHERRY HOT 70 days

Approx. 25 sds/pkt. Medium hot, flat bottomed, cherry shaped fruits 2.5 cm x 5 cm (1" x 2") diameter. Very robust with a touch of sweetness. Matures from green to red. Excellent pickled with a spicy kick. SHU, 15,000.



MEXICAN HOT MIX

HOT AND SPICY PEPPERS					
	PKT.	10G	25G	125G	500G
1920 ANAHEIM	2.19	8.25	16.50	49.00	135.00
1921 CARIBBEAN RED HOT	2.99	24.00	48.00		
1922 MEXICAN HOT MIX	2.99	14.00	25.00	82.00	
1924 ANCHO POBLANO	3.49	14.00	25.00	82.00	
1925 HUNGARIAN YELLOW WAX	2.19	8.25	16.50	49.00	135.00
1930 JALAPENO	2.19	8.25	16.50	49.00	135.00
1935 LONG RED CAYENNE	2.19	7.95	14.95	43.95	115.00
1936 HABANERO ORANGE	2.99	22.00	44.00		
1937 SERRANO	2.19	7.95	14.95	43.95	115.00
1938 RED CHERRY HOT	2.19	9.95	17.35	55.00	
SOLD BY SEED COUNT					
	PKT.	200 SDS			
1928 DURANGO HYBRID	3.49	25.65			



SERRANO



RED CHERRY HOT

**SEEDS FOR ORGANIC GROWING?
SEE AIMERS ORGANICS FROM
PAGE 54 TO 61!**



ATLANTIC GIANT

Pumpkins

Cucurbita pepo

Pumpkins are a cultivar of winter squash that is round with smooth, slightly ribbed skin and traditionally orange in colour. Native to North America they are one of the oldest domesticated plants grown for both food production and Halloween decorations.

*Seed size varies from 5-8 seeds/gram. **How to Grow:** Pumpkin is a hot weather crop. They need full sun and deep, rich, well drained, organic soil with a pH of 5.5 to 6.5. Before planting, work in lots of compost. **Sow seed** directly outdoors in late May through early June 2.5 cm (1") deep in hills 2.4 m (8') apart with 4-6 seeds per hill. After germination, thin to 3 plants per hill. Seed can also be started indoors 4 weeks before the last frost date in your area then transplanted to the garden. Pumpkins do not transplant well. If starting early indoors, use paper or fibre pots that can be set directly in the soil to limit root shock. For competition sized pumpkins, allow only two pumpkins per plant to mature. Protect mature pumpkins from frost and cold temperatures. **Harvesting:** After the first frost, cut stem with a knife leaving 7.5 - 10 cm (3-4") handle. Can or freeze the cooked flesh or store fruits in a cool, dry location until ready to carve for Jack O' Lanterns or small sized table decorations.*

Giant & Large Pumpkins

2015 ■ ATLANTIC GIANT 120 days

Approx. 8 sds/pkt. Without a doubt, Atlantic Giant is one of the world's largest pumpkin varieties. Developed by Mr. Howard Dill of Nova Scotia, this giant has won numerous world titles for largest pumpkin, often weighing in excess of 680 kg (1500 lb)! Even under normal conditions in the average home garden, this monster is still capable of outstanding performance. Rich, fertile soil, regular watering and leaving only fruit per vine will help you grow the "big one"!

2045 ■ BIG MAX 120 days

Approx. 20 sds/pkt. Look for help when it's time to bring these beauties in from the garden. "Big Max" lives up to its name by producing large pumpkins, reliably in the 20 kg (44 lb) range. When growing conditions are ideal, this pumpkin will produce fruit that weigh more than 45 kg (100 lbs) measuring in at 175 cm (70") in diameter. Fruit tends to have a "flattened" appearance. The skin is pinkish orange and very thick.

Novelty Pumpkins

2025 ■ HOOLIGAN 92 days

Approx. 10-12 sds/pkt. (Ornamental Type). Hooligan is a hybrid, bi-coloured 'Jack-Be-Little' type with unique orange and white mottled colours, deeper ribbing and a better vine canopy-spread for improved fruit cover and heavier yields. Fruits average 5 cm (2") tall, 7.5-10 cm (3-4") in diameter. Great for gardens with limited space and for increasing sales in the ornamental market.

2030 ■ JACK BE LITTLE 95 days

Approx. 10 sds/pkt. (Ornamental Type). 'Jack-Be Little' produces miniature pumpkins, approximately 5 cm (2") tall, 7.5 cm (3") in diameter and cute as a button! Although they are edible, they are most often used for table decorations and miniature Jack o' Lanterns. When properly cured, these pumpkins will last up to 8 months.

2035 ■ LUMINA 95 days

Approx. 8-10 sds/pkt. (White). The ghost and goblins will be hanging around your pumpkin patch well before Halloween if they discover the large white pumpkins this variety produces. Growing to 20-25 cm (8-10") in diameter and weighing in at 5-7 kg (11-15 lb), these globular shaped pumpkins are perfect for carving or for painting designs on. Harvest in September for better white colour as environmental stress later in the season may cause a blue tinge on the skin.

2065 ■ PUMPKIN PATCH MIX 90-110 days

Approx. 20 sds/pkt. An exciting blend of ornamental, Jack-O-Lantern types and miniature pumpkins for the kids to decorate or for the holiday table. Small Sugar, Howden, Jack o' Lantern and Lumina, all in one packet! You'll love the diversity of this unique blend.

PUMPKIN PATCH MIX



BIG MAX



JACK BE LITTLE



SMALL SUGAR OR PIE



FAIRYTALE



ASPEN HYBRID



HOWDEN

Pie Pumpkins

2020 ■ FAIRYTALE 100 days

Approx. 20 sds/pkt. (Baking Type) Heirloom. Fairytale is an old variety from the south of France. Gorgeous, big, flat fruits are heavily ribbed and look amazingly similar to a big block of cheese. Fruits average 9 kg (20 lb) and ripen to a rich mahogany brown when fully ripe. Deep orange flesh is fine grained and great for making soups, pies, tarts, dumplings and gnocchi. Introduced here just before the 1900's but grown in France long before that.

2070 ■ SMALL SUGAR OR PIE 110 days

Approx. 15 sds/pkt. (Baking Type) Heirloom. Whether this pumpkin goes by "Small Sugar" or "Pie" there's no denying it is a sweetie! Bright orange flesh is finely grained, meaty and just perfect for pumpkin pies like Grandma used to make! Produces a large crop of round fruits 20-25 cm (8-10") in diameter that store quite well. A New England variety introduced in the 1880's.

Jack-O-Lantern Pumpkins

2040 ■ ASPEN HYBRID 85 days

Approx. 20 sds/pkt. Aspen is a semi-bush variety producing 3 to 5 nicely sized pumpkins per vine. Globe-shaped fruits are a dark orange colour averaging 8-9 kg (18-20 lb) and 25 cm (10") across. Aspen produces a strong, heavy handle and stores quite well. Great for short seasons and perfect for roadside markets or the backyard garden.

2050 ■ CONNECTICUT FIELD 120 days

Approx. 20-25 sds/pkt. Heirloom. Well known in Ontario as a good processing pumpkin for pies or Hallowe'en Jack-O-Lanterns. Fruits have a deep orange skin and a thick, fine-grained, sweet yellow flesh. This variety regularly produces 11 kg (25 lb) pumpkins up to 50 cm (20") in diameter that are a flat, globe shape with little ribbing. One of the oldest heirloom pumpkin varieties that has been grown since at least the early 1700's.

2055 ■ HOWDEN 115 days

Approx. 20 sds/pkt. Heirloom. A perpetual garden favourite grown from John Howden's original seed stock. Uniform, dark orange pumpkins easily average 11 kg (25 lb) in weight. The deeply rounded pumpkins have solid, thick flesh and are a good storing pumpkin. An excellent choice for the Halloween trade. Tolerant to black rot.

2060 ■ JACK-O-LANTERN 75 days

Approx. 25 sds/pkt. Heirloom. Specially developed for Hallowe'en carving with its round to elongated fruits averaging 4.5 kg (10 lb) in size with a bright orange, smooth, firm skin. Makes a good pie or baking pumpkin too with it's fine-grained, sweet flesh.

2080 ■ NEON HYBRID 65 days

Approx. 10 sds/pkt. Extra early! Neon produces perfectly shaped, beautifully coloured 3-3.5 kg (7-8 lb) pumpkins that mature to their solid orange colour faster than any other variety in our gardens. Fruits average 17-20 cm (7-8") diameter. Very uniform, semi-bush plants do not take up that much space. Excellent for short season areas.



LUMINA

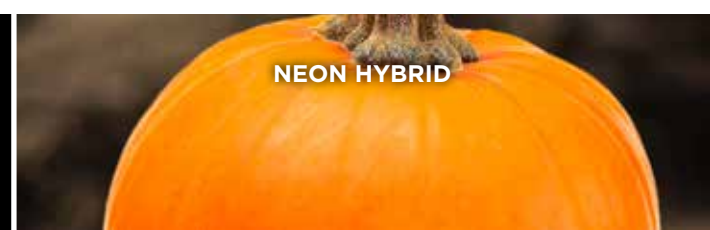
PUMPKNS	PKT.	25G	125G	500G	1KG
2015 ATLANTIC GIANT	3.49	21.60	61.20	165.40	
2020 FAIRYTALE	2.99	23.30	66.70	185.20	
2025 HOOLIGAN	3.49	23.30	66.70	185.20	
2045 BIG MAX	2.19	8.35	21.95	47.30	71.50
2050 CONNECTICUT FIELD	2.19	6.95	16.55	36.40	56.60
2055 HOWDEN	2.19	8.35	21.95	47.30	71.50
2060 JACK O LANTERN	2.19	6.95	19.75	41.85	64.75
2065 PUMPKIN PATCH MIX	2.19	9.40	24.15	54.60	87.00
2070 SMALL SUGAR/PIE	2.19	6.95	19.75	41.85	64.75
PUMPKINS - SOLD BY SEED COUNT	PKT.	50 SDS	250 SDS		
2040 ASPEN HYBRID	2.99	7.50	18.75		
2030 JACK BE LITTLE	2.99	9.60	29.00		
2035 LUMINA	2.99	9.60	29.00		
2080 NEON HYBRID	2.99	12.50	38.75		



CONNECTICUT FIELD



JACK-O-LANTERN



NEON HYBRID



FRENCH
BREAKFAST

Radish

Raphanus sativus – 90-100 seeds/gram



WHITE ICICLE

One of the quickest and easiest vegetables to grow. They make great row markers for later sprouting crops and the tops are a delicious spiciness to your favourite salad. Radishes perform their best in cooler spring soils when growth is quick and steady. Early, warm temperatures will cause them to bolt to seed quickly with no crop produced.

How to Grow: Sow early varieties in a sunny site as soon as the ground is workable in the spring. Winter radishes are generally sown in mid-summer. **Sow seed** every two weeks 12 mm (1/2") deep and about 2.5 cm (1") apart in rows about 30 cm (12") apart. Regular watering is essential for best flavour and root development. Protect early summer crops with a row cover open at both ends to help reduce/deflect the heat. **Harvesting:** Pick in 3-4 weeks when the roots have reached the size of a large marble. One packet sows approximately 6 m (20') of row.



EARLY SCARLET GLOBE

Summer Radishes

2085 ■ CHERRY BELLE 21 days

Approx. 400 sds/pkt. Heirloom. Introduced in 1949. A delightful cherry red root that has solid, crisp, very sweet and mild tasting white flesh. An extra early variety that forces well under glass and maintains its good eating quality for an extended period. Ideal for late spring and early summer plantings.

2090 ■ EARLY SCARLET GLOBE 24 days

Approx. 400 sds/pkt. Heirloom. Grown since the late 1890's. Bright scarlet roots with pure white, crisp, tender flesh that has a very mild taste. Our stock is a special strain with medium tops about 7.5 cm (3") high. A good variety to choose if your soil tends to be a little sandy or on the drier side.

2095 ■ FRENCH BREAKFAST 23 days

Approx. 400 sds/pkt. Heirloom. A favourite from the late 1870's that has stood the test of time!. Produces 7.5-10 cm (3-4") rich scarlet red roots with white tips that are crisp, mild and surprisingly sweet. Although frost hardy, roots will not tolerate freezing.

2105 ■ PURPLE PLUM 25 days

Approx. 300 sds/pkt. Heirloom. Unique, bright purple skin with firm white flesh. Crisp and sweet all season. Purple Plum is mildly hot, hardy and very adaptable to a wide range of soil types. Rarely, if ever pithy. Roots average 3 cm (1.5") in diameter.

2115 ■ SPARKLER WHITE TIPPED 23 days

Approx. 400 sds/pkt. Heirloom. First grown here in the late 1930's. A beautiful round radish. The top half is a fine scarlet colour with a rosy edge bordering a pure white bottom half. Tender yet crisp flesh on what is possibly the finest market radish. This variety tastes best when harvested around 2.5 cm (1") in diameter.

2120 ■ WHITE ICICLE 28 days

Approx. 400 sds/pkt. Heirloom. Grown from at least 1865. Glistening, pure white roots up to 12.5 cm (5") long and nearly 2.5 cm (1") in diameter. Flesh is crisp and sweet with a mild flavour that warms the tongue but tends to be less pungent than round varieties. This is an attractive variety for both commercial growers and home gardeners

2123 ■ ZLATA 25 days

Approx. 150 sds/pkt. Heirloom. A beautiful "yellow coloured" radish with a crisp white interior. Medium sized plum shaped roots have a delightfully crunchy texture and a nice spicy flavour without being too peppery!

Winter Radishes

Best grown in the cooler temperatures at the end of the growing season. Sow seed mid-summer.

2125 ■ CHINA ROSE 52 days

Approx. 300 sds/pkt. Heirloom. Grown since the late 1880's. A long-keeping variety with dark pink to reddish skinned roots averaging 15-20 cm (6-8") in length and 5-6.5 cm (2-2.5") in diameter. The flesh is white, crisp, juicy and pungent. Although frost hardy, winter radish roots will not survive winters harsher than Zone 8.

2130 ■ CHINA WHITE 58 days

Approx. 300 sds/pkt. Heirloom. Produces excellent yields of white skinned roots averaging 15-20 cm (6-8") in length and 5-6.5 cm (2-2.5") in diameter. Crisp, mild flavoured, juicy white flesh. Similar to China Rose, it too tolerates closer spacing than other varieties.

Germination Standards

All our seeds are tested at Agriculture and Agri-Food Canada Authorized labs to ensure they meet or exceed the Canadian seed standards for both germination and purity. We also get surprise government inspections from time to time to ensure we are meeting these requirements as well as a yearly review of our processes.



PURPLE
PLUM



SPARKLER
WHITE TIPPED



ZLATA



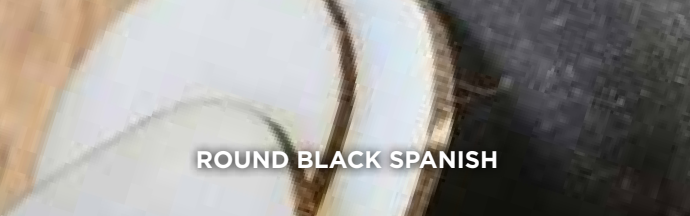
CHINA ROSE



CHINA WHITE



MINOWASE
HYBRID



ROUND BLACK SPANISH

Summer Turnip

Brassica napus – 400 seeds/gram.

Swede Turnip/Rutabaga

Brassica napus/Napobrassica Group
– 540 seeds/gram.

2135 ■ MINOWASE HYBRID 45 days

Approx. 100 sds/pkt. A vigorous growing Japanese Daikon type radish producing white necked roots up to 45 cm (18”) long and 6 cm (2.5”) in diameter often weighing over 454 g (1 lb)! Despite its large size, the flesh is finely textured, mild flavoured, juicy and crisp. If you didn't like radishes before, you will after tasting this one!

2140 ■ ROUND BLACK SPANISH 56 days

Approx. 300 sds/pkt. Heirloom. While it has been in cultivation since well before the year 1600, Round Black Spanish has almost become a forgotten variety - and it's a shame too! Roots are globe shaped, about 10 cm (4”) in diameter and black skinned with pure white, very solid, quite pungent flesh. Space 7.5-10 cm (3-4”) apart in the garden. An excellent keeper. Although frost hardy, roots will not survive freezing.

Radish Blend

2145 ■ EASTER EGG II 30 days

Approx. 200 sds/pkt. A beautiful array of medium to large white, red, purple and pink globe-shaped roots. Smooth skinned with a crisp, mild flesh and delicate flavour. Add beauty and distinction to salads or vegetable tray.



CHERRY BELLE

Not to be confused with the Rutabaga or Swede. Summer turnips are meant for immediate use as they do not store well. Use them as you would potatoes. Try them boiled, in stews, stir-fries or sliced as potato fries.

How to Grow: Similar in culture to other members of the Brassica family. Sow seed in mid-spring 2-2.5 cm (3/4-1”) deep and 2.5 cm (1”) apart in rows 30 cm (12”) apart. Thin to 12.5 cm (5”) apart after germination. Harvest when the roots are 7.5-10 cm (3-4”) across.

Summer Turnip

2160 ■ PURPLE TOP WHITE GLOBE 60 days

Approx. 1,700 sds/pkt. Heirloom turnip dating back to the early 1800's. Delicious, crisp and sweet tasting roots with purple-red shoulders and white flesh. Tops make wonderful salad greens. Matures to 12.5 cm (5”) diameter but taste best at 5-7.5 cm (2-3”) in size.

Often referred to as “Swede”, they are hardier, heavier yielding and take longer to grow than summer types. The quality and flavour is improved by a hard fall frost. Wax with paraffin to extend the winter storage and keep in a cool location.

How to Grow: Sow seed in early spring 12 mm (1/2”) deep in rows spaced 60-90 cm (24-36”) apart. Thin seedlings to 20 cm (8”) apart when they reach 7.5 cm (3”) in height. Harvest in fall after they have been exposed to frost.

2150 ■ OSC LAURENTIAN 90 days

Approx. 1800 sds/pkt. Heirloom. The ever popular rutabaga of holiday feasts. The exposed top of the root takes on a distinctive purple hue while the flesh varies from cream coloured to a warm golden yellow.

2155 ■ OSC LAURENTIAN CERTIFIED 90 days

Certified No.1 seed for commercial growers. Size 5.0 in 1 lb (454 g) foil pouches.

RADISH	PKT.	10G	25G	125G	500G	1KG
2085 CHERRY BELLE	2.19		6.25	11.95	24.85	35.00
2090 EARLY SCARLET GLOBE	2.19		6.25	11.95	24.85	35.00
2095 FRENCH BREAKFAST	2.19		6.25	11.95	24.85	35.00
2105 PURPLE PLUM	2.19		6.95	16.95	49.60	65.50
2115 SPARKLER WHITE TIPPED	2.19		6.25	11.95	24.85	35.00
2120 WHITE ICICLE	2.19		6.25	11.95	24.85	35.00
2123 ZLATA	2.19		6.95	16.95	49.60	65.50
2125 CHINA ROSE	2.19		6.25	11.95	24.85	35.00
2130 CHINA WHITE	2.19		6.25	11.95	24.85	35.00
2135 MINOWASE HYBRID	2.99	23.00	46.25			
2140 ROUND BLACK SPANISH	2.99		6.25	11.95	24.85	35.00
2145 EASTER EGG II	2.19		6.95	16.95	49.60	65.50
RUTABAGA						
2150 OSC LAURENTAIN	2.19		6.00	14.95	36.95	55.00
2155 CERTIFIED LAURENTAIN SIZE 5.0	NA			NO CROP FOR 2024		
SUMMER TURNIP						
2160 PURPLE TOP WHITE GLOBE	2.19		6.25		20.20	



EASTER EGG II



PURPLE TOP WHITE GLOBE



OSC LAURENTIAN

Salsify

Tragopogon porrifolius – 60 seeds/gram

Widely cultivated for its edible roots and ornamental flowers. It is a delicious tasting novelty for use in stews, roasted or boiled like carrots.

How to Grow: Once soil temperature rises above 7.5°C(45°F), sow seed about 7-15 mm (1/4-1/2”) deep in rows spaced 45-60 cm (18-24”) apart. Sow seed at 5 day intervals over several weeks. Keep the seedbed evenly moist during the 2 week germination period but avoid crusting over the soil as this will greatly reduce the number of seedlings that emerge. **Thinning:** Thin the seedlings during the early stages of growth until they are 5-7.5 cm (2-3”) apart. Keep the plants evenly watered, weed free and avoid high nitrogen fertilizers. **Harvesting:** Dig any time after they reach the desired size. Their peak quality usually lasts for about 3 weeks.

2165 ■ MAMMOTH SANDWICH ISLAND 115 days

Approx. 60 sds/pkt. Heirloom. Also called Vegetable oyster, the 20 cm (8”) long roots are smooth, thick and slightly tapered like an Emperor carrot. White flesh has a delicate flavour suggestive of oysters. First leaves of spring are delicious in salads.

**IF YOU'RE IN WATERLOO
VISIT OUR RETAIL STORE AT
16 KING STREET SOUTH
MONDAY TO FRIDAY
8:30AM TO 6:00 PM
SATURDAYS
8:30 AM TO 5:00 PM
CLOSED SUNDAYS
(OUR FAMILY DAY)**

Spinach

Spinacia oleracea – 50-60 seeds/gram

Originating from Persia, this leafy green vegetable belongs to the amaranth family and is closely related to beets and quinoa. What's more, it's loaded with nutrients and antioxidants. Grown in spring and fall it's a cool season variety that can bolt in summers long, hot days. For summer growing try using the bolt-tolerant New Zealand Spinach. It's more heat resistant and ideal for late spring/early summer sowing.

How to Grow: Sow seed 12 mm (1/2”) deep and 2.5 cm (1”) apart in rows 30-45 cm (12-18”) apart as soon as the soil can be worked in the spring and every two weeks after that until late spring. **Thinning:** Thin to 5-7.5 cm (2-3”) after germination – this is the secret to the best crops. Sow again in mid to late August for fall crops. Top-dress with compost, after seedlings are well established. Try sowing a crop of Long Standing Bloomsdale very late in the fall and cover with mulch. It will over winter for an early spring harvest. **Harvesting:** Begin picking the young leaves early in the season to enjoy them in their prime!

2185 ■ LONG STANDING BLOOMSDALE 47 days

Approx. 400 sds/pkt. Heirloom. Since the mid 1920's, Bloomsdale has been the standard Savoy leaved spinach on the market. The richly flavoured, deep glossy green, savoyed leaves are longstanding in the heat/sun and simply superb raw in salads or cooked in a main dish. Quick growth allows for multiple crops in spring and early summer and often again in late summer to early fall.

2190 ■ NEW ZEALAND 55 days

Approx. 100 sds/pkt. Heirloom. (Tetragonia expansa) Enjoy thick, succulent leaves all summer long with this everbearing spinach. Triangular, to oval-shaped leaves that are pale to dark green and grow from 5-10 cm (2-4”) long, spreading to 60 cm (24”) wide and 30 cm (12”) tall. Soak seed for 12-24 hours before sowing. Interestingly, it is a native of Australia that's been cultivated in European and North American gardens for about the last 100 years.

2197 ■ COUNTRYSIDE 45 days

Approx. 250 sds/pkt. Replaces Olympia as an improved smooth-leaf spinach. Countryside is a beautiful dark green, very uniform, baby leaf spinach variety. It has thick, smooth, round- oval leaves. Has good holding ability for a baby leaf and it has good bolt tolerance for fresh market growers and home gardeners.

2202 ■ PERPETUAL 55 days

Approx. 150 sds/pkt. Heirloom from the early 1800's. Belongs to the same species as Swiss chard and beets but has a more distinctive flavour. Tastes more like a true spinach than ordinary chard with its thinner stems and exceptionally tender, smooth leaves. Slow bolting so you can harvest through a long season. Perfect for small gardens!

SALSIFY	PKT.	25G	125G	500G	1KG
2165 MAMMOTH SANDWICH ISLAND	2.19	8.10	24.25	52.00	79.00
SPINACH					
2185 BLOOMSDALE	2.19	6.25	12.55	23.00	36.75
2190 NEW ZEALAND	2.19	6.95	14.65	30.45	48.80
2197 COUNTRYSIDE	2.19	7.95	16.45	49.60	79.40
2202 PERPETUAL	2.99	6.95	14.65	30.45	48.80



MAMMOTH SANDWICH ISLAND



LONG STANDING BLOOMSDALE



NEW ZEALAND



COUNTRYSIDE



PERPETUAL



**GOLDEN
SUMMER
CROOKNECK**

Squash

Cucurbita spp. – 10-12 seeds/gram



HONEY BABY HYBRID

Related to cucumber and melons, Squash can be divided into Summer and Winter types. Summer varieties grow very quickly, have abundant yields and produce early crops. Seems everyone has more zucchinis than they need in August. Winter varieties typically grow a little slower but come in more shapes, sizes with deliciously sweet flavours plus they can be “cured” for winter storage.

How to Grow: Squash are a hot weather crop. They need full sun and deep, rich, well drained, organic soil with a pH of 5.5 to 6.5 and enjoy copious amounts of water. Before planting, work in lots of compost. Sow seed directly outdoors in late May to early June, planting 2.5 cm (1”) deep in hills 2.4 m (8”) apart with 4-6 seeds per hill. After germination, thin to 3 plants per hill. Seed can be started indoors 3 weeks before the plant out date. Squash do not transplant well. If starting indoors, use paper or fibre pots that can be set directly in the soil. Protect mature squash from frost and cold temperatures. All squash grow male flowers first, then female flowers. Incomplete pollination will result in misshapen fruit or none at all.

Summer Squash

Fast maturing but doesn't store well.

2205 ■ EARLY WHITE SCALLOP 49 days

Approx. 20 sds/pkt. Heirloom. A 400 yr old heirloom ‘White Pattypan’ variety. Smooth, disc-shaped 12 cm (5”) squash with scalloped edges and white-speckled green rinds. Creamy texture and nutty flavour when not over cooked. Less moist than other summer squash, they grow firmer as they ripen. Pick small for best quality. Bush-type habit.

2215 ■ SEBRING HYBRID 49 days

Approx. 12 sds/pkt. An improved golden zucchini hybrid with straight, uniform 20 cm (8”) long fruit with minimal green tips. Great tasting creamy white flesh. Tolerant to Powdery Mildew thereby extending the harvest season. Harvest fruit frequently to encourage continued production.

2220 ■ GOLDEN SUMMER CROOKNECK 49 days

Approx. 20 sds/pkt. A traditional variety known for its big, early yields of meaty, bright yellow fruits with a creamy white flesh, firm texture and distinctive crookneck. Pick when fruits are 15-20 cm (6-8”) in size for the best flavour. Strong bushy plants, easy to grow! Larger fruits will have a slightly bumpy appearance.

2230 ■ SPAGHETTI 100 days

Approx. 20 sds/pkt. Heirloom. Introduced in the mid 1930's. An interesting smooth, yellow skinned, novelty squash producing medium sized, oblong fruits, 20-22 cm (8-9”) in size and 1.5 kg (3.3 lb) in weight.

2237 ■ TOTAL ECLIPSE HYBRID 42 days

Approx. 20 sds/pkt. Very prolific, pie-shaped, dark green scalloped squash, 10 x 5 cm (4 x 2”) in size with pure white flesh and delicious flavour at any size. Open, upright plant habit for easy harvest with hybrid vigour.

2240 ■ VEGETABLE MARROW 55 days

Approx. 20 sds/pkt. Heirloom. Large, cylindrical, 25 cm (10”) fruits with a slightly thicker blossom end are popular for stuffing or baking. Generally, the surface is smooth but may sometimes have distinct ridges and the fruit colour can exhibit considerable variation from very pale greenish white, to darker green, to pale greenish-white with darker green stripes. Fruit tends to grow larger when summers are cool.

2245 ■ ZUCCHINI DARK GREEN 50 days

Approx. 20 sds/pkt. Heirloom. Compact, bushy plants are loaded with attractive, glossy, dark green fruits with a nice mild flavour. Best used at the 20-25 cm (8-10”) size or let grow larger for baking zucchini muffins or bread.



**VEGETABLE
MALLOW**

Winter Squash

Love summer's heat, slower growing and stores well over winter in a cool, dry location.

2249 ■ HONEY BABY HYBRID 90 days

Approx. 20 sds/pkt. AAS winner. Super compact vines only 1 m (39”) long are loaded with portion-sized fruits, 15-17 cm (6-7”) long, with a warm orange flesh and orangey-tan skin. Prized for its deliciously sweet, nutty flavour, semi-bush growth habit and strong hybrid vigour. Good resistance to powdery mildew.

2255 ■ BURGESS BUTTERCUP 87 days

Approx. 25 sds/pkt. Heirloom. Introduced around 1930. Small, rounded fruits with a flat top and distinct cup on the blossom end. Dark green fruits have narrow grey stripes and slight mottling. The thick, dry golden orange flesh has a sweet, nutty flavour. Ideal for long term winter storage.

2257 ■ TURKS TURBAN 95 days

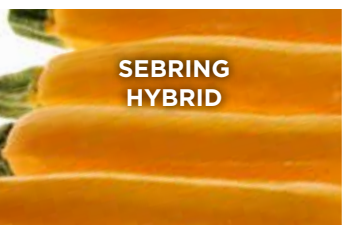
Approx. 10 sds/pkt. An old heirloom from the 1800's. Rich, brightly coloured, flattened fruits 20-25 cm (8-10”) across with orange-red shoulders are brilliantly striped with bright red, orange, white and green for a unique ornamental look. Enjoy their nutty flavour baked or stuffed.

2260 ■ WALTHAM BUTTERNUT 85 days

Approx. 20 sds/pkt. Heirloom. An excellent squash, weighing on average 1.5-2.3 kg (3.5-5 lb). Creamy-yellow coloured fruits have a small seed cavity and a bulbous end with solid, smooth skin and deep orange flesh. A large, vigorous growing vine and heavy producer.

Trellis or Traditional Row planting?

One of the easiest ways to make the best use of small garden space is by growing plants on trellises. Any vining crop such as pole beans, cantaloupe cucumber and squash can be trellised and row width can be reduced. Trellised plants also use less water. Instead of watering an entire sprawling plant, you can water just the base of the plant where the roots are located.



**SEBRING
HYBRID**



SPAGHETTI



**TOTAL
ECLIPSE
HYBRID**



**ZUCCHINI
DARK GREEN**



**BURGESS
BUTTERCUP**



**TURKS
TURBAN**



WALTHAM BUTTERNUT



GREEN HUBBARD



MARINA DE CHIOGGIA



DELICATA (SWEET POTATO)



BLUE MAGIC HYBRID



LONG ISLAND CHEESE

2265 ■ GREEN HUBBARD 90 days

Approx. 20 sds/pkt. Heirloom. Bronze-green, slightly warted fruits up to 30 cm (12") long by 20 cm (8") wide. The flesh is orange-yellow, very thick, dry and nicely sweet. Stores well.

2270 ■ MARINA DE CHIOGGIA 100 days

Approx. 12 sds/pkt. Italian Heirloom. Large, grey-green, bumpy turban squash with pronounced ribbing, weigh 4.5 kg (10 lb) on average. Very tasty, dry, orange-yellow flesh. Delicious baked, in soup, "gnocchi, ravioli or in pies.

2275 ■ SUNSHINE HYBRID (KABOCHA TYPE) 80 days

Approx. 8 sds/pkt. AAS Winner. Superior appearance and eating quality. Bright orange-red skin with thick, sweet, nutty flesh that's smooth and stringless no matter how you prepare it! Produces 1.5-2 kg (3-4.4 lb) oblate (slightly flattened) fruits on vigorous, compact vines. Stores well.

2280 ■ SWEET DUMPLING 90 days

Approx. 20 sds/pkt. A delightful white skinned, green striped, mottled, delicate squash. Very sweet and tasty light golden flesh in compact globe-shaped fruits that average 10 cm (4") size and 250 g (1/2 lb) weight.

2282 ■ GUATEMALAN BLUE 100 days

Approx. 5-10 sds/pkt. Heirloom. This novel banana squash has been grown by South American Indians for over 1500 years! Hard shelled, smooth, slate-gray fruit, average 38 cm (15") long and 4.5 kg (10 lb) weight. Bright yellow flesh is very sweet and meaty with a delicate nutty flavour. Guatemalan Blue is a good keeper!

2285 ■ DELICATA (SWEET POTATO) 100 days

Approx. 20 sds/pkt. Heirloom. Uniquely shaped fruit about 15-20 cm (6-8") long and 9 cm (3.5") in diameter that are cream coloured with attractive thin green stripes. Delicata has a thin edible skin so no peeling is required before eating! Very sweet, orange flesh; excellent for stuffing and baking. A good winter keeper.

2290 ■ TABLE QUEEN 80 days

Approx. 20 sds/pkt. Heirloom. Introduced in 1913. Deep green, deeply ribbed acorn shaped fruits roughly 15 cm (6") in diameter with a smooth, hard skin. Pale yellow flesh is exceedingly sweet and meaty rivaling that of the sweet potato! Long vines are prolific and fruits set early.

2292 ■ BLUE MAGIC HYBRID 100 days

Approx. 10 sds/pkt. A unique, miniature blue hubbard weighing 2.5 kg (5.5 lb) with the same great taste, fine grained flesh and blue-grey rind colour of its larger cousin.

2295 ■ LONG ISLAND CHEESE 90 days

Approx. 12 sds/pkt. Heirloom. Smooth, flattened, heavily ribbed, tan colour fruits with a deep orange, sweet, butternut- like flesh. Weight on average is 3-5 kg (6.5-11 lb). Stores well and is excellent for baking or pie making.

2300 ■ CELEBRATION HYBRID 80 days

Approx. 7-10 sds/pkt. Light yellow shoulders and orange sutures with a fine grained light yellow flesh, very sweet taste and exceptional eating quality. Fruit averages 750 g (1.5 lb) and 10 x 12 cm (4 x 5") in size. Resistant to Powdery Mildew.

SQUASH - SUMMER		PKT.	25G	125G	500G	1KG	
2205 EARLY WHITE SCALLOP		2.19	6.90	15.65	37.20	58.95	
2220 GOLDEN SUMMER CROOKNECK		2.19	6.90	15.65	37.20	58.95	
2230 SPAGHETTI		2.19	7.25	18.65	48.55	73.85	
2240 VEGETABLE MARROW		2.19	6.95	15.95	39.00	64.80	
2245 ZUCCHINI DARK GREEN		2.19	6.95	15.95	39.00	64.80	
2237 TOTAL ECLIPSE HYBRID		2.99	14.65	41.85			
SQUASH - WINTER		PKT.	10G	25G	125G	500G	1KG
2249 HONEY BABY HYBRID		2.99	12.00	24.20	78.75		
2255 BURGESS BUTTERCUP		2.19		7.25	18.50	51.85	71.00
2257 TURKS TURBAN		2.19		9.25	27.20	72.30	
2260 WALTHAM BUTTERNUT		2.19		6.95	15.95	39.00	64.80
2265 GREEN HUBBARD		2.19		6.95	15.95	39.00	64.80
2270 MARINA DE CHIOGGIA		2.19	8.95	15.75	52.45		
2280 SWEET DUMPLING		2.99		7.25	18.50	51.85	71.00
2282 GUATEMALAN BLUE		2.99	8.95	15.75	52.45		
2285 DELICATA (SWEET POTATO)		2.99		9.25	27.70	72.30	
2290 TABLE QUEEN ACORN		2.19		6.95	15.95	39.00	64.80
2295 LONG ISLAND CHEESE		2.99	8.15	14.30	47.70	115.50	
2292 BLUE MAGIC HYBRID		2.99	8.15	14.30	47.70	115.50	
SQUASH - SOLD BY SEED COUNT		PKT.	200 SDS				
2215 SEBRING HYBRID		2.99			27.95		
2275 SUNSHINE HYBRID		2.99			42.90		
2300 CELEBRATION HYBRID		2.99			26.75		



SUNSHINE HYBRID



SWEET DUMPLING



GUATEMALAN BLUE



TABLE QUEEN



CELEBRATION HYBRID

Swiss Chard

Beta vulgaris subsp. cicla – seeds/gram varies greatly between varieties



RHUBARB

Strawberry

Fragaria vesca – Alpine

One of the easiest and healthiest vegetables you can grow. A relative of beets that's rich in minerals and vitamins. The tangy, crumpled leaves are tender and delicious when cooked like spinach or raw in salads.

How to Grow: Swiss Chard grows best in well drained soils with a pH of 6.5 to 7.5. Sow seed about 1- 2 cm (1/2-3/4") deep and 2.5 cm (1") apart in rows 45 cm (18") apart starting in mid spring. Sowing every two weeks until early summer will ensure continuous supply. Gradually thin out to 10 cm (4") apart using the thinnings as baby salad greens. Harvest outer leaves first by cutting at the base of the stem then working towards the centre as you go. One packet sows approximately a 6 m (20') row.

2170 ■ BRIGHT LIGHTS 55 days

Approx. 100 sds/pkt. AAS winner. Brightly coloured stems of yellow, crimson, gold, orange, violet, purple, white, green and pink with contrasting dark green, slightly savoyed, crinkled leaves. Leaves have a lighter taste than the standard chard. Perfect for the garden or containers. Heavily productive and grows back after harvesting.

2172 ■ PEPPERMINT 55 days

Approx. 110 sds/pkt. Peppermint is in a class by itself. Bright white petioles dressed with pink stripes from bottom to top contrast brilliantly with dark green savoyed leaves. Peppermint creates a visual delight with it's hot pink stems fading to white in the middle. Perfect for specialty markets and home gardeners alike. Bolt tolerant.

2175 ■ FORDHOOK GIANT 50 days

Approx. 175 sds/pkt. Heirloom. Huge, glossy dark green, savoyed leaves are borne on thick, greenish-white stalks. A reliable, cold hardy variety and our favourite for greens as it always produces a bumper crop even during periods of high temperatures! Mildly flavoured.

2180 ■ RHUBARB 60 days

Approx. 60 sds/pkt. Heirloom. A stunning looking plant! The leaves resemble rhubarb in both shape and the colour; dark green, slightly crumpled and veined crimson. The ribs are narrow but fleshy with the main stems being a bright, candy-apple red. Rhubarb chard is great to eat and makes a dandy ornamental too! Moderate bolt tolerance.

2182 ■ FANTASIA 55 days

Approx. 130 sds/pkt. Vivid, golden orange stalks have thick, crisp, dark green, semi-savoyed leaves with orange veining. The leaves possess a pleasing chard flavour and hold their colour very well. They make a wonderful addition to any dish! Fantasia is slower growing than most of the chard group and has good bolting tolerance.

2183 ■ ELDORADO 60 days

Approx. 50 sds/pkt. Attractive, glossy, dark green, smooth to slightly savoyed leaves with strong bright yellow to golden stems. Attractive for micro-greens in just a few weeks and salad greens in a month. Uniform plant habit, good tolerance to bolting and tasty raw or cooked. Makes a great ornamental as well!

Strawberries can be tricky to germinate. A cold stratification is normally required. Place the seed packet in a sealed plastic bag and freeze for 3-4 weeks. Remove the sealed container BUT DO NOT OPEN IT for 24 hours until it has warmed to room temperature. Seeds will then be ready to sow. Sow seed in pots or trays keeping a soil temperature of 18-24°C(65-75°F). Heating mats or fluorescent lights will help with this. Germination can be slow taking anywhere from 10 days to 6 weeks. Grow on at slightly cooler temperatures and provide air circulation to prevent damping off. Transplant to the garden after danger of frost and space 20 cm (8" apart) or place several plants in a hanging basket for growing on the back deck.

2302 ■ MIGNONETTE

Approx. 15 sds/pkt. A French delicacy. Mignonette alpine strawberry produces bright red, deliciously perfect little fruits the first summer from seed. Compact, perennial plants grow in pretty, leafy mounds and are perfect for hanging baskets or the garden. Naturalized throughout much of North America as wild strawberries, they are rewarding to grow and easy to care for. Grows best in full sun with a rich, moist, well-drained soil rich in organic matter.

SWISS CHARD	PKT.	25G	125G	500G
2170 BRIGHT LIGHTS	2.99	7.95	16.00	45.00
2175 FORDHOOK GIANT	2.19	7.30	13.90	29.35
2180 RHUBARB	2.19	7.95	16.00	45.00
2182 FANTASIA	2.19	7.95	16.00	45.00
2183 ELDORADO	2.99	9.95	20.00	56.00
SWISS CHARD - SOLD BY SEED COUNT	PKT.	500 SDS	1,000 SDS	
2172 PEPPERMINT	2.99	8.35	12.10	
STRAWBERRY - SOLD BY SEED COUNT	PKT.	100 SDS	500 SDS	
2302 MIGNONETTE	2.99	17.95	54.95	



BRIGHT LIGHTS



PEPPERMINT



FORDHOOK GIANT



FANTASIA



ELDORADO



MIGNONETTE



CELEBRITY HYBRID

Tomatoes

Solanum lycopersicum – 350 seeds/gram

The most rewarding of all early-started vegetables. It's been said that home grown tomatoes are superior in taste to those at the supermarket. They may take a little more effort than some crops but the rewards are worth it!

How to grow: Sow seeds indoors about 6-8 weeks before last spring frost date and use a peat moss based growing mix for germination and growing seedlings. The temperature of the seeding mix should be 21-24°C (70-75°F) for prompt germination. When the seedlings are 4 cm (1.75") high, transplant each into individual peat pots, reducing the soil temperature to 15-18°C (59-65°F) until planting in the garden late May. **Transplanting:** After hardening off, transplant into well-drained organic soil 60 cm (24") apart for determinate varieties and 90 cm (36") apart for indeterminate varieties. Tomatoes need warmth, direct sunlight and a steady supply of water. Apply the water to the soil rather than showering down over the plants. It is very important to keep plants evenly watered as fluctuations in available soil moisture can lead to a host of problems, such as fruit cracking or splitting, irregular fruiting and increasing the chance of blossom end rot developing. Rotate the crop position in the garden every year or wait three years to use the same location in the garden. Dig out and discard any diseased plants. Do not compost. Apply a mulch of straw around plants to protect them from soil borne diseases and to help conserve soil moisture. **Harvesting:** Pick fruits when they reach the desired colour. Later in the season any unblemished green tomatoes can be brought indoors to ripen on a windowsill or placed in a brown paper bag for 7-10 days.

Indeterminate vs Determinate:

Indeterminate plants grow slower, flower and set fruit successfully over many days until killed by frost. Staking or using tomato cages is necessary. Determinate plants grow to a predetermined size, then begin to set flower and fruit within a very short time. Staking is not required.

Hybrid Bush

2315 ■ CELEBRITY HYBRID 70 days

Approx. 20 sds/pkt. AAS Winner. Determinate. Our favourite for yield, disease tolerance and garden performance. Consistently produces beautifully rounded, rich red, 280 g (10 oz) fruits on very healthy plants. Flesh is sweet and juicy with the perfect texture. Resistant to: V, F, N, TMV, ASC, ST.

2320 ■ PATIO HYBRID 50 days

Approx. 20 sds/pkt. Determinate. A perfect tomato for patio containers or smaller gardens. The bushy, miniature plants are loaded with dark red, 115 g (4 oz) medium size fruit. Fruits may be small but you'll love their big, juicy tomato flavour. Resistant to ASC, ST.

Hybrid Stake

2305 ■ BETTER BOY HYBRID 70 days

Approx 20 sds/pkt. Indeterminate. Outstanding bright red, nicely rounded, meaty fruits often weighing up to 450 g (1 lb) or more with a delightful juicy, mild flavour. Incredibly heavy yielding with just the right firmness and texture - you can often find up to 30 tomatoes on the plant at one time. Resistant to: V, F, N.

2310 ■ BIG BEEF HYBRID 70 days

Approx. 15 sds/pkt. Indeterminate. Italian Beefsteak Type and an AAS winner. Better tomato flavour, garden performance and all around higher quality than most. Big, beefy fruits average 260-350 g (9-12 oz) with a deep, oblate shape and meaty, juicy sweet flesh - easily twice as much fruit as a regular beefsteak! Produces right up until frost. Resistant to: V, F, ASC, ST, N, TMV.

Hybrid Cherry

2357 ■ TUMBLING TOM YELLOW HYBRID 45 days

The perfect cherry tomato for hanging baskets and containers. Cascading branches are loaded with small, yellow, 2.5 -5 cm (1-2") fruits. Delightfully fresh and deliciously sweet! Semi-determinate plants produce all summer long

Grape Tomato

2367 ■ HONEY BUNCH RED HYBRID 62 days

Approx. 10-12 sds/pkt. Determinate. Ultra sweet and delicious bright red grape tomatoes 2.5 cm (1") in diameter with no cracking. In our taste tests these are the sweetest tomatoes going! Fruit is borne in long clusters for easy harvesting. Requires staking to support the heavy yield. An excellent container variety.

HYBRID TOMATOES	PKT. 10 SDS	PKT. 15 SDS	50 SDS	100 SDS	250 SDS
2305 BETTER BOY		2.99		14.75	28.35
2310 BIG BEEF		2.99		18.95	36.65
2315 CELEBRITY		2.99		18.45	35.50
2320 PATIO		2.99		15.25	29.30
SPECIALTY HYBRID TOMATOES					
2317 CANDYLAND		2.99		15.25	29.30
2318 NAMIB	3.49		15.50	24.20	
2357 TUMBLING TOM YELLOW	3.49			15.25	29.30
2367 HONEY BUNCH RED	3.49				



PATIO HYBRID



BETTER BOY HYBRID

TOMATO VARIETIES VARY IN THEIR RESISTANCE TO DISEASE. SEE THE ABBREVIATIONS IN THE DESCRIPTIONS.

V = VERTICILLIUM WILT
 N = ROOT NEMATODES
 LS = LEAF SPOT
 F = FUSARIUM

TMV = TOBACCO MOSAIC VIRUS
 ASC = ALTERNARIA STEM CANKER
 ST = STEMPHYLLIUM
 TYLCV = TOMATO YELLOW LEAF CURL



**HONEY BUNCH
RED HYBRID**



**CANDYLAND
RED HYBRID**



BONNY BEST



NAMIB HYBRID



TINY TIM



GROUND CHERRY

Currant Tomato

2317 ■ CANDYLAND RED HYBRID 55 days

Approx. 20 sds/pkt. Indeterminate. AAS Winner. Enjoy long clusters of tiny, red, 1.3 cm (1/2") fruits that pack a powerful, supersweet flavour. Earlier ripening and more compact plant habit than other currant types making it easier to harvest the 100 plus fruits per plant.

Cocktail Tomato

2318 ■ NAMIB HYBRID 73 days

Approx. 10 sds/pkt. (73 days). Very sweet and juicy, rich, red fruits larger than a cherry but smaller than a Roma. Early fruit set, great holding ability with just the right firmness and texture. Averages 110 grams (4oz.) size. Perfect for large containers or garden. Superb disease resistance to V, F, TYLCV.

Open Pollinated Tomatoes

2330 ■ BEEFSTEAK 62 days

Approx. 25 sds/pkt. Heirloom. Indeterminate. Our most popular main season tomato! Large solid, meaty, red fruits often weighing up to 400 g (14 oz) size and larger. Fruits have a pronounced rib and sweet, juicy old-fashioned tomato flavour.

2335 ■ BONNY BEST 72 days

Approx. 25 sds/pkt. Heirloom. Indeterminate. Early prolific and continuous production are the hallmarks of this tomato. Clusters of globe-shaped, medium sized 225 g (8 oz) deep red fruit are uniform in size with a great tomato taste. Flesh is solid with fewer seeds.

Cherry Tomatoes

2350 ■ SWEETIE 50 days

Approx. 30 sds/pkt. Indeterminate. Early producing, vigorous, semi-determinate plants are loaded with up to 100 small 2.5 cm (1") size fruits formed in clusters along its long branches. Sugar content runs as high as 12-14%. Perfect for preserves, salads or eating right off the vine. Stake for maximum production.

2355 ■ TINY TIM 45 days

Approx. 30 sds/pkt. Heirloom. Determinate. This standard dwarf cherry tomato introduced in 1945 is ideal for pots and windowsill containers. Compact 45 cm (18") high plants are loaded with clusters of sweet, scarlet red 2.5 cm (1") diameter fruits. Resistant to: AST and ST.

Paste Tomato

2360 ■ ROMA VF 75 days

Approx. 30 sds/pkt. Heirloom. Determinate. The essential "Italian paste tomato" Roma is prized for its tangy rich taste and dense walled, juicy, meaty fruits. Plum-shaped, bright red fruits average 60 g (2 oz.) in size with few seeds making them perfect for canning or tomato paste. Resistant to V.F.

Ground Cherry (*Physalis pruinosa*)

2395 ■ GROUND CHERRY 65 days

Approx. 30 sds/pkt. Small, cherry-like fruits grow inside the lantern shaped, thin, papery husks and turn from green to tan colour when ripe and ready to eat. The fruit makes excellent pies, jams, preserves and can be dried and eaten like raisins. Very prolific plants with branching habit, matures to 60 x 60 cm (24" x 24").

Tomatillo/Husk Tomato

(*Physalis ixocarpa*). Tomatillos require a second plant to enhance pollination and guarantee fruit set.

2405 ■ TOMA VERDE 65 days

Approx. 30 sds/pkt. Heirloom. A Mexican favourite for making traditional green salsa sauce and other dishes! Grow these interesting, great tasting fruits as you would tomatoes but harvest them right out of the paper-like husk when they turn from green to light beige in late summer. Small green fruits are sweet and tasty. Start transplants about eight weeks before the last frost date in your area.

NEW 2409 ■ TOTALLY TOMATO COLLECTION

Do you enjoy making your own tomato sauce, salsa or like sliders right off the vine. If so, then you'll enjoy these versatile, deliciously flavoured tomatoes.... they're all you need to get started! Our collection includes one packet each of Celebrity Hybrid, Beefsteak and Roma tomatoes.

SAVE 20%
ONLY \$5.90 FOR THE COLLECTION!

OPEN POLLINATED TOMATOES	PKT.	5G	10G	25G	125G
2330 BEEFSTEAK	2.19		9.95	18.65	74.00
2335 BONNY BEST IMPROVED	2.19		14.30	27.50	99.00
2340 GOLDEN QUEEN	2.19	13.95	24.75	46.00	
2345 PINK PONDEROSA	2.19	13.95	24.75	46.00	
2350 SWEETIE	2.19		15.95	30.65	118.00
2355 TINY TIM	2.19	29.00	38.50	74.25	
2360 ROMA VF	2.19		9.95	18.65	74.00
GROUND CHERRY					
2395 GROUND CHERRY	2.99		16.00	30.80	
TOMATILLO					
2405 TOMA VERDE	2.99		14.65	29.35	



**BIG BEEF
HYBRID**



TUMBLING TOM YELLOW HYBRID



BEEFSTEAK



SWEETIE



ROMA VF



**GOLDEN QUEEN
JUBILEE**



**PINK
PONDEROSA**



BLACK CHERRY



BRANDYWINE

Watermelons

Low Acid Tomatoes

2340 ■ GOLDEN QUEEN/JUBILEE 75 days

Approx. 30 sds/pkt. Heirloom. Introduced in the early 1880's. Indeterminate. Rich orange-yellow, nicely shaped, thick walled tomatoes weigh on average 200-300 g (8-12 oz) size. Fruits have a very mild, pleasing taste, low acid content and some disease resistance. Ideal for roadside markets or your backyard garden.

2345 ■ PINK PONDEROSA 85 days

Approx. 30 sds/pkt. Heirloom. Indeterminate. Large, 450-900 g (1-2 lb), flat-topped, purplish-pink, smooth skinned fruits form on tall, robust plants. Fruits have small seed cavities, lots of meat and a gentle yet mild, sweet taste. Makes a great slicer or canning variety.

Heirloom Tomatoes

2370 ■ AUNT RUBY'S GERMAN GREEN 95 days

Approx. 30 sds/pkt. Heirloom. Indeterminate. Large round fruit with a delicious spicy flavour. Green when ripe with some yellow and pink blushing. Bushy strong plants with fruit that averages between 225-300 g (8 to 10 oz) in weight. Individual fruits ripen successively over many days.

2375 ■ BANANA LEGGS 80 days

Approx. 30 sds/pkt. Heirloom. Determinate. Expect a bountiful harvest of 10 cm (4") long banana shaped low acid tomatoes. Yellow when ripe. Suitable for making sauce, yellow ketchup and paste or sliced and used fresh in salads.

2380 ■ BLACK CHERRY 80 days

Approx. 30 sds/pkt. Heirloom. Indeterminate. Originating in Russia. This novelty variety produces loads of 2.5 cm (1") deep mahogany to brown fruits in an oval-to-round shape. Exotic and unique presentation. Black Cherry possesses the same very rich flavour that makes the larger, black tomatoes highly sought after.

2385 ■ BRANDYWINE 80 days

Approx. 10-15 sds/pkt. Heirloom. Indeterminate. Very vigorous plants with distinct potato plant like foliage. Produces deeply lobed, green shouldered, slightly purple-red fruit weighing on average 250 g to 350 g (9-12 oz) size. Larger fruits weighing upwards of 700 gr (1.5 lb) are not uncommon. Has the old-fashioned tomato taste!

2390 ■ CHEROKEE PURPLE 72 days

Approx. 30 sds/pkt. Heirloom. Indeterminate. Dating back to 1890, Cherokee Purple is one of the earliest recognized types of the 'black' coloured tomatoes. Large, oval, deep purple-pink fruits are dense and juicy with a superb, sweet taste! Fruit average 275-325 g (10-12 oz) in weight. The very unusual interior colour ranges from purple to brown with a touch of dark green.

2400 ■ OLD GERMAN 75 days

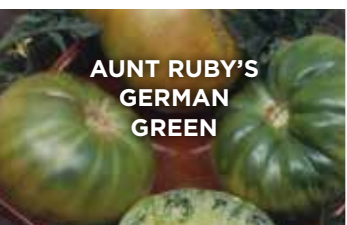
Approx. 30 sds/pkt. Heirloom. Indeterminate. Deliciously sweet, juicy fruits with a "nostalgic" tomato taste. Produces golden yellow fruits with red and pink inclusions, up to 900 g (2 lb) in weight. A great slicing tomato and a traditional Mennonite favourite.

How to Grow: Open pollinated and hybrid watermelons are ideally suited to Canadian home gardens. They are ripe when the fruits easily slip off the vine. **Sowing:** Select a south facing, wind-sheltered site and direct garden sow 5 seeds 2.5 cm (1") deep per hill. Space hills 1.5-2 m (4-6') apart. Thin to 3 to 4 plants per hill. **In short season areas,** start seeds in peat/paper pots indoors 4 weeks before planting outdoors. Seeds need a warm soil to germinate properly. Ideally 24°C(75°F) soil temperatures. Do not sow into soil cooler than 21°C(70°F) or germination will be affected. **Transplanting:** When the weather has warmed and danger of frost has passed transplant 5- 7.5 cm (2-3 ") apart in rows 1.5-2 m (4-6') apart. Keep the vines evenly watered throughout the growing season. Using floating row covers and plastic mulch to warm the soil will produce better yields. **Harvesting:** When the grey-green skin colour starts to turn a buff-yellow at the spot where the fruit sits on the ground and the fruits slip off easily they are ready to enjoy! Try tapping fruits with a finger...if you hear a "punk" or hollow sound, it's ready to pick.




CRIMSON SWEET

HEIRLOOM TOMATOES	PKT.	5G	25G
2370 AUNT RUBY'S GERMAN GREEN	2.99	22.00	64.95
2375 BANANA LEGGS	2.99	22.00	64.95
2380 BLACK CHERRY	2.99	22.00	64.95
2385 BRANDYWINE	2.19	22.00	64.95
2390 CHEROKEE PURPLE	2.99	25.30	74.70
2400 OLD GERMAN	2.19	22.00	64.95



**AUNT RUBY'S
GERMAN
GREEN**



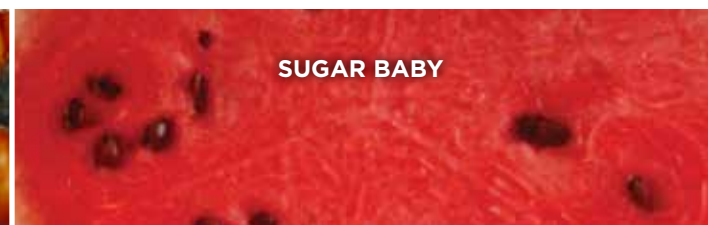
**BANANA
LEGGs**



**CHEROKEE
PURPLE**



OLD GERMAN



SUGAR BABY

OSC Seed Tapes

Citrullus lanatus – 9-10 seeds/gram

2410 ■ CRIMSON SWEET 85 days

Approx. 25 sds/pkt. Slightly elongated, light green melons about 25 cm (10") in diameter by 30 cm (12") long with traditional darker green stripes. The fruits average a hefty 9 kg (20 lb) with a dark green rind and sweet, crisp flesh. Good tolerance to Fusarium and Anthracnose.

2415 ■ SUGAR BABY 75 days

Approx. 60 sds/pkt. A dependable variety that produces round, sweet watermelons about 20 cm (8") in diameter and weighing roughly 4-5 kg (8.8-11 lbs). The flesh is crisp, red, sweet and juicy with very few seeds. The thin hard skin turns dark green/red when fully ripe.

2420 ■ TENDERSWEET ORANGE 85 days

Approx. 25 sds/pkt. Heirloom. It's back...this long-time favourite will delight with its luscious, bright orange flesh. Very tender and sweet oblong fruits weigh in at 7-10 kg (15-22 lb) size or greater! More than a novelty, this variety will compete with any watermelon on sweetness and taste.

WATERMELON	PKT.	25G	125G
2410 CRIMSON SWEET	2.19	6.90	20.95
2415 SUGAR BABY	2.19	6.90	20.95
2420 TENDERSWEET ORANGE	2.49	6.90	20.95

A FACT TO GROW BY

Ontario Seed is a fifth generation family business with over 125 years of history in Kitchener-waterloo. We began as a small retail store in the late 1800's shortly after the town's founding and continue to use P.O. Box 7 Waterloo, Ontario. Our main office and packaging plant are located in Kitchener's Innovation District in close proximity to world-class organizations.



Get strong, healthy plants exactly where you want them to grow. No thinning, double planting or missed spots in the row. You'll get perfectly spaced seedlings every time! These 2 m (6') long, biodegradable tissue paper seed strips are loaded with evenly spaced top quality seeds just waiting to burst through the soil to bring new life to your spring garden! Keep well watered.

1000 ■ BEET NOBEL 63 days

Approx. 100 sds. A Detroit type beet with dark red, globe-shaped roots, smooth crown and very short top. Quick to mature, very consistent shape and delicious, sweet flavour. Good tolerance to bolting. The neat, small leaves are an excellent addition to baby leaf salads. Perfect for summer or fall harvests.

1005 ■ CARROT MERCURIO HYBRID 70 days

Approx. 130 sds. Bright orange Nantes-type carrots with a distinct blunt-ended root that averages 15-20 cm (6-8") long. Holds its sweet, tender quality for a long time. Great tasting carrot! Sow early for later summer picking or mid summer for fall storage.

1010 ■ LETTUCE SALAD BOWL 45 days

Approx. 100 sds. Medium green leaves are long and deeply lobed with a tender texture and sweet taste. Salad bowl shows good resistance to bolting and is relatively heat tolerant. Good for both spring and late summer plantings!

1012 ■ MESCLUN MIX 25 days

Approx. 200 sds. The ultimate in salad greens and lettuces all in one special blend. Contains three mixed chicories, one endive and a dozen different lettuces, plus arugula. Heat tolerant and vitamin rich. Sow in late spring and again in late summer for fall crops.

1015 ■ RADISH CHERRY BELLE 21 days

Approx. 100 sds. A delightful cherry red root that has solid, crisp, very sweet and mild tasting, white flesh. An extra early variety that forces well under glass and maintains its good eating quality for an extended period. Ideal for late spring/early summer plantings.

1020 ■ SPINACH VIKING 50 days

Approx. 100 sds. Heirloom. A wonderful home garden variety producing heavy yields of glossy, dark green, savoyed leaves, rich in vitamins and all round goodness! A long-standing, heat tolerant variety. Sow early spring or late fall. Keep well watered.

TENDERSWEET ORANGE

ALL OSC SEED TAPES ONLY
\$4.49 EACH

Herbs & Spices



ANISE



CHIVES



GARLIC CHIVES

If you've already discovered the beauty of herbs, you know the charm and elegance they add to the garden, the sweet fragrances they emit and the flavourful tastes they add to any cuisine! Our listing offers many healing herbs, aromatic types for potpourris and teas plus seasoning herbs for your cooking adventures. Maturity times will vary depending on growing zones, location, sun exposure and watering.

3000 ■ ANISE (PIMPINELLA ANISUM). 75 days

100 seeds/gram. Approx 100 sds/pkt. Heirloom. Seeds are used in cakes, bread, soups, stews and teas. Freshly chopped leaves are also appealing in salads. Grows 45-60 cm (18-36") tall. May self-sow and establish persistent stands. Annual.

3005 ■ LEMON BALM (MELISSA OFFICINALIS) 70 days

1600 seeds/gram. Approx. 300 sds/pkt. Leaves have a delightful lemon fragrance and make a wonderful tea. Grows to 30 cm (12") tall in containers and to 60 cm (24") in height when planted in the garden. We suggest growing this herb in partial shade on droughty soils. Lemon Balm, which is a member of the mint family, may self-sow and establish adventive stands. The nectar-filled white flowers are a major attractant for bees. Perennial.

3010 ■ BORAGE (BORAGO OFFICINALIS) 50-60 days

50 seeds/gram. Approx 50 sds/g. Heirloom. Large 50 cm (20") plants are loaded with pretty, edible blue flowers. Use the fuzzy leaves with their cucumber-like flavour for salads or garnishes. Makes a stunning ornamental for the garden and the bumble bees just love it. Pollinator friendly! Annual.

3015 ■ CARAWAY (CARUM CARVI) 70 days

400 seeds/gram. Approx. 350 sds/pkt. Fresh leaves make a perfect garnish, seeds add a spicy zest to salads, breads, meat dishes or soups. Slender roots can be eaten like carrots/parsnips. Matures to 30-45 cm (12-18") height. Biennial.

3020 ■ CATNIP (NEPETA CATARIA) 75 days

1500 seeds/gram. Approx. 700 sds/pkt. Cats love it...but the green-grey leaves are tasty in salads, teas and soups. Works well as a pollinator plant for the bees! Matures to 90 cm (36"). Perennial.

3025 ■ CHAMOMILE (MATRICARIA CHAMOMILLA) 80 days

16,000 seeds/gram. Approx. 275 sds/pkt. Harvest and steep the aromatic, daisy like flowers for a relaxing, soothing tea or other medicinal uses. The fresh/dried flowers are delightful in potpourris. Chamomile is very easy to grow and makes a great plant for the back of the rock garden! Also known as Kamille or Mayweed. Matures to 30-45 cm (12-18"). Annual

3030 ■ CHERVIL (ANTHRISCUS CEREFOLIUM) 60 days

400 seeds/gram. Approx 225 sds/pkt. Heirloom. A delicate leaved herb aromatic, finely cut, bright green leaves used in salads and seasoning. Chervil is used in the 'fines herbes' mixture made famous by French cuisine. When chervil is used alone it is best with cold dishes or just prior to presentation of cooked foods to enjoy it's hint of licorice. In the garden, chervil is sometimes used as a decoy plant for slugs and other garden pests. Height 30 cm (12") Annual.

3035 ■ CHIVES (ALLIUM SCHOENOPRASUM) 75 days

840 seeds/gram. Approx. 400 sds/pkt. Heirloom. Grows tufts of grassy, tubular-shaped leaves much like miniature onion leaves. Use the delicate, mild onion-flavoured leaves in salads, soups, stews, omelettes and dips. Plants grow in clusters to 20 cm (8") high and produce pretty, edible, purple ball-shaped flowers about 2.5 cm (1") in diameter. Often, gardeners find chives spreading throughout the garden easily on their own. Despite this, chives can be a fussy germinator, with the seed sometimes taking much longer to emerge than expected. Perennial.

3040 ■ GARLIC CHIVES (ALLIUM TUBEROSUM) 75 days

300 seeds/gram. Approx. 150 sds/pkt. Thin, flat leaves possess a delicate garlic flavour in any dish. Edible white flowers spice up salads or make a great addition to bouquets. Dry/freeze extra cuttings for winter use. Matures to 20 cm (8") height. Long lived perennial with late summer flowers.

3045 ■ CORIANDER/CILANTRO (CORIANDRUM SATIVUM) 55 days

100 seeds/gram. Approx. 100 sds/pkt. Indispensable in Asian cooking! Fresh leaves have a sharp citrus, nut-like flavour that compliment many dishes while the seed spices up salsa's, soups and stews. Uniform, upright 45-60 cm (18-24") plants are slow bolting and heavy yielding. Sow every few weeks for summer long harvest. Annual.

3047 ■ CUMIN (CUMINUM CYMINUM) 70 days


300 seeds/gram. Approx. 300 sds/pkt. Heirloom. Fragrant, ferny foliage and tiny white flowers that bloom during the hot summer months adorn this robust 50 cm (20") plant. One of the most popular spices worldwide, it is an essential part of curry spiced dishes, soups and sauces. Grows best in warmer climates but will produce seeds in northern gardens when started early. Annual.

3050 ■ DILL "MAMMOTH" (ANETHUM GRAVEOLENS) 70 days

900 seeds/gram. Approx. 500 sds/pkt. Early blooming, feathery foliated plants produce large seed umbels of yellow flowers that are the essential picking herb for pickles and vinegars. Sow at the back of the garden as plants can reach 1.5 m (5') height. Annual.

3052 ■ DILL FERNLEAF (ANETHUM GRAVEOLENS) 70 days

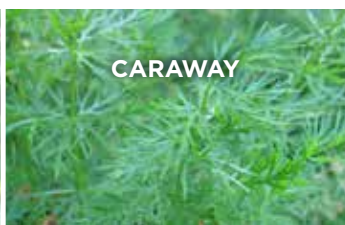
330 seeds/gram. Approx. 75 sds/pkt. AAS Winner. A beautiful dwarf dill growing only 30-45 cm (12-18"). Tidy, bright yellow umbels producing loads of seeds. Make a great border or container plant. Annual.



LEMON BALM



BORAGE




CARAWAY



CATNIP



CHAMOMILE



CHERVIL



**CORIANDER/
CILANTRO**



CUMIN



**FLORENCE
FENNEL**



LAVENDER



SPEARMINT



SAGE

**3055 ■ FLORENCE FENNEL
(FOENICULUM VULGARE AZOICUM)**

280 seeds/gram. Approx. 175 sds/pkt. Heirloom. Florence Fennel seeds produce a plant with a swollen, bulbous base, that has a pleasing anise-like flavour. It is absolutely superb when used raw in salads or cooked in chicken dishes. Above the bulbous root, lacy carrot-like foliage grows to about 75 cm (30") high and makes a great garnish. Fennel, like dill, also attracts a range of beneficial insects to the garden. Annual.

**3060 ■ LAVENDER
(LAVANDULA OFFICINALIS) 100 days**

800 seeds/gram. Approx. 160 sds/pkt. Heirloom. Lavender seeds are a Mediterranean native that grow as a short, shrubby, multi-stemmed herb. Lavender, once established, will do best in full sun with well-drained soil. Blooms for a long time. Flowers are dried and used in sachets and potpourri. The foliage, when disturbed, produces a wonderfully fragrant addition to any garden. The flowers provide a very important food source for bees. Perennial.

3065 ■ LOVAGE (LEVISTICUM OFFICINALE) 90 days

280 seeds/gram. Approx. 175 sds/pkt. Heirloom. Young leaves and seeds with a celery-like flavour are an essential ingredient in soup stocks and stews. Crushed seeds are used in poultry dressings and cheese spreads, while the roots are best suited for roasting or sauteing. Its a great plant for attracting beneficial insects to the garden. Perennial.

**3070 ■ OKRA
(ABELMOSCHUS ESCULENTUS) 52 days**

45 seeds/gram. Approx. 175 sds/pkt. Rich in flavour and protein the dark green, fleshy, tender pods add body and flavour to soups and stews. Tasty as a cooked vegetable too. Pods are at their best when 15-20 cm (6-8") long. 2.5 cm (1") diameter. Plants enjoy warm soil. Frequent picking encourages extended production. Annual.

**3075 ■ OREGANO
(ORIGANUM HERACLEOTICUM) 90 days**

7,000 seeds/gram. Approx. 500 sds/pkt. Heirloom. Essential for Italian and Mediterranean cooking. Bright green leaves have a strong aroma and spicy, intense flavour that goes well with a variety of tomato dishes, pizzas or soups. Beautiful in the garden with its white flowers and irresistible to bees. Perennial.

3080 ■ SPEARMINT (MENTHA SPICATA) 80 days

10,500 seeds/gram. Approx. 75 sds/pkt. Fast and easy to grow. Mildly flavoured and an aggressive grower. Control it by growing in containers. Dried leaves make a refreshing tea and add zest to jellies, salads or summer drinks. Mature plants reach 60 cm (24") height. (Taste test the plants grown from seed and pick the ones you enjoy most. Propagate by root division or rooted cuttings). Perennial.

3085 ■ ROQUETTE/ARUGULA (ERICA SATIVA)

400 seeds/gram. Approx. 300 sds/pkt. Heirloom. Strong tasting, spinach-like greens with delicious nut-like flavor. Delicious in salads or cooked like spinach. We recommend picking young shoots when 5-15 cm (2-6") long for best flavor, while the older foliage makes for a delightful steamed vegetable. It is interesting to note the plants vary in leaf shape and earliness of flowering and as like many greens. A cool season is best for this plant. Plants can mature to 90 cm (36") tall. Annual.

**3090 ■ ROSEMARY
(ROSMARINUS OFFICINALIS) 100-200 days**

800 seeds/gram. Approx. 100 sds/pkt. Heirloom. Rosemary seeds grow into a coarse, upright, bushy plant with pale blue flowers. An incredibly pleasing fragrance is released when the leaves are handled. There is no doubt that rosemary is an important (almost compulsory) component of poultry stuffing but it also goes hand-in-hand with lamb and pork dishes. Start indoors, as it is slow to germinate. Mature plants reach 60-90 cm (24-30") tall. Tender Perennial.

3095 ■ SAGE (SALVIA OFFICINALIS) 80 days

130 seeds/gram. Approx. 75 sds/pkt. Heirloom. Sacred to the ancient Romans, sage seeds produce a fragrant, slightly bitter herb plant used extensively for flavouring meats, soups, omelettes and cheese dishes. Another member of the mint family. Sage seeds grow greyish coloured leaves that are used either fresh or dried. Flowers shade from blue to purplish-blue in colour. Plants can grow to 60 cm (24") tall and can spread almost as wide. Mature plants often become woody so prune out some of the older wood to stimulate new, tastier growth. Perennial.

3100 ■ SORREL (RUMEX ACETOSA)

1000 seeds/gram. Approx. 500 sds/pkt. Heirloom. Large, thick, spinach-like leaves add a lemony zest to salads, soups, jellies and sauces. Sorrel is naturally high in oxalic acid, so avoid eating large amounts if you suffer from kidney ailments. This herb can be a vigorous grower, so to help rejuvenate your planting, we suggest you divide the roots every three years. Sorrel is also known as Spinach Dock, Soup Weed and Ambada Bhaji. Perennial.

OKRA



SEE PAGE 53 FOR PRICES.



**DILL
"MAMMOTH"**



**DILL
FERNLEAF**



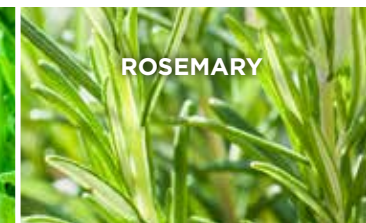
LOVAGE



OREGANO



**ROQUETTE/
ARUGULA**



ROSEMARY



SORREL



SUMMER SAVORY



LEMON BASIL



SWEET BASIL



DARK OPAL BASIL



SIAM QUEEN

3105 ■ SUMMER SAVORY (SATUREJA HORTENSIS) 60-70 days

1,400 seeds/gram. Approx. 500 sds/pkt. Heirloom. A delicate little plant with slender, bronze-green leaves suitable for fresh or dried use in teas, dressings, salads, pasta and stews. Easy to grow plants reach 30-45 cm (12-18") height. Ideal for container growing. Annual.

3145 ■ SWEET MARJORAM (ORIGANUM ONITES) 85 days

3,200 seeds/gram. Approx. 1500 sds/pkt. Heirloom. Pale green bushy plants are filled with mild, sweet, aromatic leaves similar in flavor to oregano. Absolutely delicious in sauces, soups and salads and a must-have herb when cooking strong meats. Vigorous growing plants often reaching 60 cm (24") in height. Also known as Pot Marjoram, French Marjoram or Cretan Oregano. Tender perennial best grown as an annual.

3155 ■ THYME (THYMUS VULGARIS) 90 days

2,800 seeds/gram. Approx. 700 sds/pkt. Heirloom. Sometimes known as English thyme. There is no other herb that compliments as many roasted meat dishes as thyme. It's also an excellent grilling herb with zucchini squash, eggplant and mushrooms. Compact plants reach 30 cm (12") height. The pretty pink flowers are treasured by honey bees! Perennial.

STARTING SEEDS INDOORS

Many seeds can be started indoors. Always use a soil-less mix - dampen the mix before sowing the seeds. With only a few exceptions, seed size (diameter) determines the planting depth. Sow very small seeds (less than 1mm) directly on the surface of the growing medium - do not cover them. Sow larger seeds 3x as deep as their diameter. Keep the growing medium damp during the germination period - do not overwater as this is the main cause when seeds fail to germinate!

Light - Once the seeds have sprouted, the seedlings need a good source of light for proper growth. A south-facing window can provide suitable natural light. Where conditions are not suitable, growing under lights is a viable alternative. When using fluorescent lights, keep them on for 14-16 hours a day at a distance of 10-15cm (4-6") above the tops of the seedlings. Incandescent light can be used for the same period but as they produce more heat, they should be placed farther away from the tops of the seedlings.

Feeding - Once the seedlings have developed their second set of leaves, feed them every two weeks with a water-soluble fertilizer high in phosphorus (the middle number). This helps promote strong root development, which in turn helps produce solid, healthy seedlings.

Hardening Off - Seedlings should not be moved outdoors for final planting until they have been hardened off. Bring seedlings outdoors to a wind and sun sheltered site for a few hours then take them back inside. Over the following week, gradually increase the time outdoors and the amount of sun and wind they are exposed to. This process helps to gradually toughen seedlings so they can better withstand the shock of transplanting and adapt to the rigours of outdoor growth.

Basils

3115 ■ LEMON BASIL (OCIMUM BASILLICUM)

1400 seeds/gram. Approx. 150 sds/pkt. AAS. Winner. Flavourful and fragrant with up to 75% more essential oils than standard lemon basil. Works wonders with fish, salad dressings, sauces and oils. Upright, medium green plants mature to 40 cm (16") in height. Ideal for gardens or containers. Annual.

3120 ■ SWEET BASIL (OCIMUM BASILLICUM)

700 seeds/gram. Approx. 400 sds/pkt. Heirloom. Common large-leaf basil with strongly aromatic leaves on early, slow bolting plants. The most important herb in flavouring tomato sauces and pesto! We recommend continually harvesting leaves to delay flower production, as flowers normally signal an end to vegetative growth. Plants typically grow to 30-45 cm (12-18") tall. Annual.

3122 ■ EVERLEAF EMERALD TOWERS BASIL (OCIMUM BASILLICUM)

Approx. 320 sds/pkt. Traditional Genovese flavor and perfect for eating fresh, in Caprese salads or chopped in your favourite recipe! Dark green, glossy foliage and tidy columnar habit. Height 60-90 cm (24-36"). Annual.

3125 ■ GENOVESE BASIL (OCIMUM BASILLICUM)

500 sds/g. Approx. 250 sds/pkt. Heirloom. A great addition to any herb garden. You will make perfect pesto every time with this very popular Italian basil variety! There is a very spicy taste just waiting to get out of the extremely tender, fragrant, large 5 cm (2") long, luscious looking, dark green leaves. Slow to bolt. Annual.

3130 ■ DARK OPAL BASIL (OCIMUM BASILLICUM)

700 seeds/gram. Approx. 250 sds/pkt. AAS Winner. Slightly ruffled plants are loaded with lush, purplish-bronze foliage. Valued for its sweet licorice-like flavour and its stunning lilac flowers. Makes a pretty ornamental plant as well. Excellent for seasoning or use in homemade vinegars. It is not uncommon for a small proportion of the leaves to turn green. Height 45 cm (18"). Annual.

3135 ■ SIAM QUEEN (THAI) BASIL (OCIMUM BASILLICUM)

700 seeds/gram. Approx. 250 sds/pkt. Authentic spicy Thai basil. Purple stemmed, pink flower plants with contrasting long, green leaves and a pungent, anise-clover flavour. Pretty as an herb or a beautiful ornamental in the garden or containers. Mature plants reach 60 cm (24") height and width.

3140 ■ SPICY GLOBE BASIL (OCIMUM BASILLICUM)

700 seeds/gram. Approx. 250 sds/pkt. Heirloom. Tidy mound-shaped, very bushy, little plants are filled with 1 cm (1/2") long leaves. Enriched with a great spicy taste that will jazz up salads, herb vinegar, pasta and pesto dishes. Flowers make an elegant garnish. A superb basil for growing in containers on hot, sunny patios. It doesn't tolerate frost so grow as an annual.

3142 ■ BLUE SPICE BUSH BASIL

Vigorous plants with spikes of light purple-blue flowers backed by deep purple bracts. Heavily fragrant with spicy vanilla tones! An excellent addition to fruit salads, poultry dishes and more. Makes a great pot plant too for windowsills or patio gardens.



SWEET MARJORAM



THYME



EVERLEAF EMERALD TOWERS BASIL



BLUE SPICE BUSH BASIL



GENOVESE BASIL



SPICY GLOBE BASIL

Herbs & Spices

HERBS & SPICES	PKT.	2G	5G	10G	25G	125G	500G
3000 ANISE	2.19					24.00	61.90
3005 LEMON BALM	2.49				22.70	78.75	
3010 BORAGE	2.19					17.30	47.25
3015 CARAWAY	2.19					24.15	78.75
3020 CATNIP	2.49				12.60	46.20	132.30
3025 CHAMOMILE	2.19				12.60	46.20	132.30
3030 CHERVIL	2.19					15.00	44.00
3035 CHIVES	2.19				9.40	36.75	99.75
3040 GARLIC CHIVES	2.19				9.40	36.75	99.75
3045 CORIANDER/CILLANTRO	2.19					12.55	34.60
3047 CUMIN	2.19					19.95	68.25
3050 DILL "MAMMOTH"	2.19					15.20	41.80
3055 FLORENCE FENNEL	2.19					20.35	53.90
3060 LAVENDER	2.19			27.25	48.60		
3065 LOVAGE	2.49				24.00	78.75	
3070 OKRA	2.19					9.40	23.00
3075 OREGANO	2.19			19.95	40.00		
3080 SPEARMINT	2.49		29.15	48.40	92.40		
3085 ROQUETTE /ARUGULA	2.19					13.75	34.65
3090 ROSEMARY	2.49	19.60	47.30	69.30			
3095 SAGE	2.19				16.80	55.50	173.65
3100 SORREL	2.49					21.95	69.45
3105 SUMMER SAVORY	2.19					20.90	66.15
3145 SWEET MARJORAM	2.19				23.00	79.70	
3155 THYME	2.19				30.55	103.95	
BASILS				10G	25G	125G	500G
3115 LEMON	2.99					23.00	75.00
3120 SWEET	2.19					16.75	39.90
3125 GENOVESE	2.19					27.50	82.50
3130 DARK OPAL	2.19			17.55		40.50	108.90
3135 THAI	2.49			15.70	31.45	99.00	
3140 SPICY GLOBE	2.49			15.95		36.80	99.00
3142 BLUE SPICE	2.49			15.70	31.45	99.00	
HERBS & SPICES / BASILS - SOLD BY SEED COUNT	PKT.	250 SDS	2000 SDS		5,000 SDS		15,000 SDS
3052 DILL FERNLEAF	2.99		13.95		23.00		47.25
3122 BASIL EVERLEAF EMERALD TOWERS	2.99	17.50					



ARUGULA



Aimers Organics

Imported Certified Organic Seed – GMO Free



BLUE LAKE BUSH

Organic Certification – OSC Seeds holds an Organic Seed Processor Certification from Seeds Canada.

For more information on the Canadian Organic Standards visit oscseeds.com.

4000 ■ ARUGULA (ROQUETTE) 75 days

400 seeds/gram. Approx. 125 sds/pkt. Heirloom. Strong tasting, spinach-like greens with a delicious nutty flavour that are perfect in salads or cooked like spinach. We recommend picking young shoots when 5-15 cm (2-6") long for best fresh flavour while the older foliage makes an interesting steamed vegetable. It is important to note that plants vary in leaf shape and earliness of flowering and as with many greens. A cool season is best for this plant. Plants can mature to 90 cm (36") tall. Annual

4005 ■ BEAN GOLDEN WAX 50 days

4-5 seeds/gram. Approx. 40 sds/pkt. Heirloom since the early 1870's and continues to be one of the best selling yellow wax beans on the market. Smooth, slightly curved, creamy yellow 13-15 cm (5-6") pods on plants growing about 45 cm (18") tall with a spread of 25-30 cm (10-12") wide. An excellent variety for fresh eating as well as for both freezing and canning. Hardy and very productive. Good disease resistance and well suited to short growing seasons. Black seed with white eye

4010 ■ BEAN TENDERGREEN 54 days

4-5 seeds/gram. Approx. 40 sds/pkt. The king of the green snap beans! An extraordinarily heavy producer, yielding succulent, sweet 15 cm (6") long beans that are superb for fresh or frozen use. Bush type habit growing 50-70 cm (20-28") tall with a spread of 50-60 cm (20-24"). Nicely shaped, dark green beans are held well off the ground making picking less of a chore. By far, our best selling variety. Black seed.

4012 ■ BLUE LAKE BUSH 65 days

4-5 seeds/gram. Approx. 40 sds/pkt. Heirloom. Superbly flavoured, rounded 15 cm (6") long green meaty pods are solid and not stringy at all. Produces big bushy plants up to 45 cm (18") wide so give them room to grow with widely spaced rows. A home and market garden staple and is a favourite for canning and freezing. White seeds.

4015 ■ BEET EARLY WONDER 57 days

60 seeds/gram. Approx. 170 sds/pkt. Heirloom. Introduced around 1911. A dual purpose beet that's quick to produce tender, smooth-skinned, 7-10 cm (3-4") round to semi-globular roots. Exceptionally uniform in shape and interior colour. Use the tall, flavourful tops for sweet tasting salad greens or cook like spinach.

4020 ■ BEET CYLINDRA 80 days

60 seeds/gram. Approx. 170 sds/pkt. Heirloom. This early 1890's introduction produces smooth, dark red, 16 cm (6.5") long, cylindrical beets. The sweet tasting roots are excellent keepers and are perfect for slicing due to their uniform diameter and length. Cylindra cooks well and is best used when young, however a pleasant surprise awaits as the roots still keep much of their sweet, tender flavour when larger! Our best canning beet!

4022 ■ BEET CHIOGGIA GUARDSMARK 60 days

60 seeds/gram. Approx. 100 sds/pkt. Light red, flattened globe-shaped roots with striking interior rings of alternating pink and white. Green tops and red stems are eye catching, colourful additions to salads and the 5 cm (2") diameter roots have a delicious "sweet pepper" taste when cooked.

4023 ■ BEET TOUCHSTONE GOLD 53 days

60 seeds/gram. Approx. 80 sds/pkt. Vibrant, golden orange exterior with a sweet and delicious, bright yellow flesh. Uniform 5 cm (2") roots have very little zoning. Tall, striking green tops can be cooked like swiss chard when young and tender. A must for every garden!

4025 ■ BROCCOLI GREEN SPROUTING (ITALIAN TYPE) 70 days

300 seeds/gram. Approx. 200 sds/pkt. Heirloom. Green Sprouting is an old Italian variety that matures early and is surprisingly easy to grow. Large vigorous plants grow to 50 cm (20") tall. Produces heavy crops of large, solid, central heads with numerous medium sized, lateral heads produced later in the season. Open pollinated.

4027 ■ CABBAGE BABY PAK CHOI 45 days

300 seeds/gram. Approx. 300 sds/pkt. A rapidly maturing Asian favourite with heavy, uniform, dark green leaves on spoon-shaped celery-like stalks that are very tender and crisp. An excellent variety for use in salads and stir-fries. Grows best in cool weather and can be used as a spring or fall crop.

4030 ■ CARROT NANTES CORELESS 70 days

850 seeds/gram. Approx. 1200 sds/pkt. Heirloom. Perhaps the most popular home garden variety. Roots are a rich bright orange and average 15-17 cm (6-7") in length and up to 4 cm (1.5") in diameter. Consistently cylindrical, smooth skinned and blunt ended. Nantes is a great tasting, tender but crisp, almost coreless carrot, even when harvested late in the season!

4032 ■ CARROT CHANTENAY RED CORED 72 days

850 seeds/gram. Approx. 1200 sds/pkt. Heirloom. Introduced in 1929. One of our most popular storage varieties. Orange-scarlet roots are smooth, evenly shaped, free from eyes and full of essential vitamins, plus an excellent source of dietary fibre. The meaty carrots are 15 cm (6") long and 2.5 cm (1") thick with a sweet taste. A garden staple that's a good choice for soils that tend to be a little heavier.

ORGANIC CERTIFICATE


A printable copy (PDF) of our organic certificate is available on our website.



GOLDEN WAX



TENDERGREEN



CYLINDRA



CHIOGGIA GAURDSMARK



TOUCHSTONE GOLD



CHANTENAY RED CORED



**NANTES
CORELESS**



**RAINBOW
BLEND**



**EXTRA TENDER
NATURAL SWEET XR**



CHIVES



SAGE



SWEET BASIL

4034 ■ CARROT RAINBOW BLEND 60 days
840 seeds/gram. Approx. 600 sds/pkt. A treat for every garden in a kaleidoscope of colours – Atomic Red, Bambino (orange), Cosmic Purple, Lunar White and Solar Yellow. Sweet and crunchy, all are suitable as baby-sized carrots or grown to full size. We expect market gardeners will be especially pleased as this unusual colour combination is hard to find! The kids will have fun growing them too!

**4038 ■ CORN EXTRA TENDER™
NATURAL SWEET XR 71 days**
6 seeds/gram. Approx. 30 sds/pkt. An extra sweet, organic corn with an amazing taste! The 20 cm (8”) cobs are filled with 16-18 rows of eye-catching, bicoloured kernels. Attractive medium to dark green husks, excellent tip fill and shows good resistance to common rust. (has the SH2 Supersweet gene).

4040 ■ CUCUMBER MARKETMORE 76 67 days
35 seeds/gram. Approx. 75 sds/pkt. Heirloom. A high yielding, refined, dark green slicer, producing perfectly shaped, uniform fruits 20-22 cm (8-9”) long. Has a crisp crunch and sweet flavour. Superb for slicing. Highly disease resistant to Cucumber Mosaic, Scab and Mildew.

4045 ■ CUCUMBER WISCONSIN SMR-58 64 days
35 seeds/gram. Approx. 65 sds/pkt. Heirloom. Introduced in 1958. The best disease resistant pickling variety. A black spined cucumber with crisp, sweet, medium green fruits that taper at both ends. Popular with home and commercial growers. Resistant to Scab and Cucumber Mosaic Virus. The perfect cucumber for gardeners in short season areas or northern climates.

4046 ■ CUCUMBER HOMEMADE PICKLES 55 days
35 seeds/gram. Approx. 65 sds/pkt. Semi-bush plants are loaded with 12 cm (6”) medium green, white spined fruits with a solid, crisp interior. Excellent variety for the “perfect dills”. Good disease resistance.

4050 ■ HERB CHIVES (ALLIUM SCHOENOPRASUM)
840 seeds/gram. Approx. 400 sds/pkt. Heirloom. Grows as tufts of grassy, tubular leaves much like miniature onion leaves. Use the delicate, mild onion-flavoured leaves in salads, soups, omelettes and dips. Plants grow in clusters to 20 cm (8”) high and produce pretty, edible, purple, ball-shaped flowers about 2.5 cm (1”) in diameter. Often gardeners find chives spreading throughout the garden, easily on their own. Despite this, chives can be a fussy germinator, with the seed sometimes taking much longer to emerge than expected. Perennial.

**4055 ■ HERB CORIANDER/CILANTRO
(CORIANDRUM SATIVUM)**
65 seeds/gram. Approx. 100 sds/pkt. Indispensable in Asian cooking! Fresh leaves have a sharp, citrusy, nutty flavor that compliment many dishes while the seeds spice up salsa’s, soups and stews. Uniform, upright 45-60 cm (18-24”) plants are slow bolting and heavy yielding. Sow every few weeks for summer long harvest. Annual.

**4060 ■ HERB DILL “MAMMOTH”
(ANETHUM GRAVEOLENS) 70 days**
720 seeds/gram. Approx. 1000 sds/pkt. Early blooming, feathery foliaged plants produce large seed umbels of yellow flowers that are the essential picking herb for pickles and vinegars. Sow at the back of the garden as plants can reach 1.5m (5’) height. Annual.

**4065 ■ HERB OREGANO
(ORIGANUM HERACLEOTICUM) 90 days**
7,000 sds/g. Approx. 500 sds/pkt Heirloom. Essential for Italian and Mediterranean cooking. Bright green leaves have a strong aroma with a spicy, intense flavor that goes well with a variety of tomato dishes, pizzas or soups. Beautiful in the garden with its white flowers and very irresistible to bees. Perennial.

4067 ■ HERB SAGE (SALVIA OFFICINALIS) 85 days
100 seeds/gram. Approx. 75 sds/pkt. Heirloom. Sacred to the ancient Romans, sage seeds produce a fragrant, slightly bitter herb plant used extensively for flavouring meats, soups and cheese dishes. Another member of the mint family. Sage seeds grow greyish coloured leaves that are used either fresh or dried. Flowers shade from blue to purplish-blue in colour. Plants can grow to 60 cm (24”) tall and can spread out at least as wide. Mature plants often become woody so prune out some of the older wood to stimulate new growth. Perennial.

4070 ■ HERB SWEET BASIL (OCIMUM BASILLICUM)
500 seeds/gram. Approx. 400 sds/pkt. Heirloom. Common large leaf basil with strongly aromatic leaves on early, slow bolting plants. The most important herb in flavouring tomato sauces and pesto! We recommend continually harvesting leaves to delay flower production, as flowers normally signal an end to vegetative growth. Plants typically grow to 30-45 cm (12-18”) height. Annual.

4071 ■ HERB RED RUBIN BASIL 57 days
700 seeds/gram. Approx. 250 sds/pkt. Originated in India. Very similar to Dark Opal but with a spicier flavor and deeper red-purple leaves. Matures to 45 cm (18”) height.

4072 ■ CULINARY BASIL BLEND 57 days
600 seeds/gram. Approx. 200 sds/pkt. Enjoy our gourmet blend of our four favourite basil varieties – Corsican, Genovese, Lemon and Lime.

**CUCUMBER
HOMEMADE
PICKLES**



SEE PAGES 60 AND 61 FOR PRICES.




MARKETMORE 76



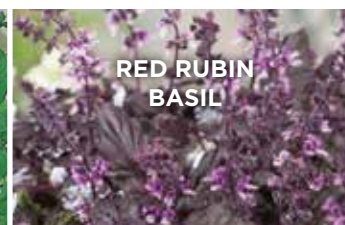
**DILL
“MAMMOTH”**



CILANTRO



OREGANO



**RED RUBIN
BASIL**



**CULINARY
BASIL BLEND**



**GENOVESE
BASIL**



HERB THYME



KALE RED



TOM THUMB



**MILD
MESCLUN
MIX**



HEART OF GOLD

4075 ■ GENOVESE BASIL (OCIMUM BASILLICUM) 65 days

500 seeds/gram. Approx. 250 sds/pkt. Heirloom. A great addition to any herb garden. You will make perfect pesto every time with this very popular Italian basil variety! There is a very spicy flavour just waiting to get out of the extremely tender, fragrant, large 5 cm (2") long, luscious looking, dark green leaves. Slow to bolt. Annual.

4085 ■ HERB THYME (THYMUS VULGARIS) 34 days

2,800 seeds/gram. Approx. 700 sds/pkt. Heirloom. Sometimes known as English thyme. There is no other herb that compliments as many roasted meat dishes as thyme. It's also an excellent grilling herb with zucchini squash, eggplant and mushrooms. Compact plants reach 30 cm (12") height. The pretty pink flowers are treasured by honey bees! Perennial.

4087 ■ KALE RED 50 days

40 seeds/gram. Approx. 380 sds/pkt. Heirloom. Produces lots of flat toothed, grey-green leaves with a central purple-red stem. The red colour intensifies as temperatures decrease in the fall. Leaves turn a rich, dark green when cooked. Soft tender texture when braised or for salads and ideal for making "kale chips". Vitamin rich and very winter hardy.

4089 ■ LEEK GIANT MUSSELBURG 90 days

315 seeds/gram. Approx. 450 sds/pkt. Heirloom. Leaves are a medium green with a nicely elongated stem 20-22.5 cm (8-9") in length and between 5-7.5 cm (2-3") thick. The mild tasting, white stems are absolutely delicious in pasta, soups and other dishes. Thinner leaves can be used as a substitute for onions early autumn into winter. This leek has been an essential component to European cuisine since the 1830's.

4090 ■ LETTUCE BLACK SEEDED SIMPSON 45 days

880 seeds/gram. Approx. 1000 sds/pkt. Heirloom from 1975. Extra large, crumpled, loose, light green leaves retain their crisp texture longer than most other varieties. It's extra early too!

4095 ■ LETTUCE BUTTERCRUNCH 65 days

880 seeds/gram. Approx. 1000 sds/pkt. Medium green, crisp, large, outer leaves are sweet and tender and free from any hint of bitterness. Hidden within the enticing rosette of outer leaves is the beautiful "buttery heart". Heat tolerant and slow to bolt.

4098 ■ LETTUCE TOM THUMB 34 days

880 seeds/gram. Approx. 1000 sds/pkt. Heirloom. A miniature butterhead-type that's ideal for individual salads. Dark green, fleshy outer leaves wrap around a creamy yellow, mildly flavoured interior. Resists bolting. Certified as grown organically!

4100 ■ LETTUCE MARVELLE FOUR SEASONS 50 days

880 seeds/gram. Approx. 1000 sds/pkt. Heirloom. French butterhead lettuce with bibb-type rosette leaves. As tasty as it is good looking. Has a robust shape, with leaves ranging in colours through bronze, gold, red and green.

4102 ■ LETTUCE AMISH DEER TONGUE 31 days

880 seeds/gram. Approx. 1000 sds/pkt. Heirloom. Medium green, triangular leaves make great baby greens with their slightly nutty flavour. Crunchy heart with loose, upright growing heads. Slow to bolt.

4105 ■ LETTUCE RED SALAD BOWL 45 days

880 seeds/gram. Approx. 1000 sds/pkt. A burgundy red, looseleaf lettuce with oakleaf type leaves. Especially tender, with sweet and spicy overtones. Makes colourful baby greens for enticing salads.

4110 ■ LETTUCE PARRIS ISLAND COS 72 days

880 seeds/gram. Approx. 1000 sds/pkt. Heirloom. Attractive, uniformly shaped heads average 25 cm (10") tall, with emerald green outer leaves sheltering an inviting, creamy white heart. Sweetly flavoured, good resistance to bolting and tolerance to tip burn. Our choice for top performing home garden "cos" variety. Cultivated since the early 1800's.

4115 ■ MILD MESCLUN MIX

Approx. 1000 sds/pkt. A nice combination of tastes and flavours that appeal to any palate. Includes Ruby Red Lettuce, Grand Rapids Lettuce, Salad Bowl Lettuce, White Boston Lettuce, Lemon Basil, Bloomsdale Spinach, Summer Savory, Fordhook Swiss Chard and Red Romaine Lettuce.

4120 ■ MELON HEART OF GOLD 75 days

5 seeds/gram. Approx. 50 sds/pkt. Heirloom. An aromatic, sweet, deep orange fleshed melon. Fruits range in size from 12.5 cm to 16.5 cm (5-7") in diameter with a seed cavity that is relatively small. The rind is green with a heavily netted grey outer skin. Melons average 1.5 kg (3.3 lbs) weight at harvest.

4122 ■ MUSTARD MIZUNA 40 days

450 seeds/gram. Approx. 500 sds/pkt. A beautiful Japanese green! Vigorous, high yielding plants are loaded with broad, light green, deeply serrated leaves with white ribs. Mild and crunchy with a hint of horseradish. Plants have good cold tolerance. A great addition to mesclun mixes or stir-fries.

4124 ■ HERB OKRA (ABELMOSCHUS ESCULENTUS) 52 days

20 seeds/gram. Approx. 30 sds/pkt. Rich in flavour and protein the dark green, fleshy, tender pods add body and flavour to soups and stews. Tasty as a cooked vegetable too. Pods are at their best when 15-20 cm (6-8") long. 2.5 cm (1") diameter. Enjoys warm soil. Frequent picking encourages extended production. Annual.

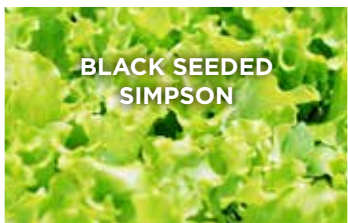
4125 ■ ONION EVERGREEN BUNCHING 64 days

280 seeds/gram. Approx. 400 sds/pkt. Green leaved with long white stalks and nice mild flavour. Also known as scallions, they are used to add colour and taste to salads, soups, stews or use as a garnish in a wide array of dishes.

SEE PAGES 60 AND 61 FOR PRICES.



**GIANT
MUSSELBURG**



**BLACK SEEDED
SIMPSON**



**RED SALAD
BOWL**



**PARRIS
ISLAND COS**



MUSTARD MIZUNA



HERB OKRA



**LAXTON'S
PROGRESS NO. 9**



ITALIAN PLAIN LEAVED



JALAPENO



**SPARKLER
WHITE TIPPED**



**CHERRY
BELLE**

4130 ■ PARSLEY MOSS CURLED 70 days

530 seeds/gram. Approx. 750 sds/pkt. Upright growing plants form a dense rosette of finely cut, rich green, double-curved aromatic leaves. Has a milder flavour than flat leaf types. Makes an attractive garnish or eat as a natural breath freshener.

4132 ■ PARSLEY ITALIAN PLAIN LEAVED 78 days

530 seeds/pkt. Approx. 750 sds/pkt. Heirloom. The attractive leaves of this aromatic parsley are flat, deeply cut and a vibrant, glossy dark green. Their rich flavour makes them as excellent culinary garnish for seasoning dishes like fish, sauces or pastas! Widely used in European cuisine for centuries.

4135 ■ PEA LAXTON'S PROGRESS NO. 9 62 days

3 seeds/gram. Approx. 50 seeds/pkt. Heirloom introduced in the 1930's. A dependable, vigorously growing plant 45 cm (18") high and loaded with large 11 cm (4.5") pods filled with 8-10 large, deep green, succulent peas. The uniform pods are easy to pick and remain tender even at larger sizes. Ideal for market and roadside stands.

4140 ■ PEA OREGON SUGAR POD 60 days

3 seeds/gram. Approx. 50 sds/pkt. Very sweet and crunchy 10 cm (4") long, light green pods about 2 cm (3/4") wide. Generally there are two pods per cluster for easy picking. Suitable for eating fresh, stir-fried or for freezing. This improved variety is resistant to many viruses, powdery mildew and common wilt. Plants vary in height from 40-75 cm (16-30"). White flowers.

4145 ■ PEPPER CALIFORNIA WONDER 75 days

160 seeds/gram. Approx. 25 sds/pkt. Heirloom. Probably the nicest looking and best tasting standard bell pepper. Bears heavy, smooth skinned, 4-lobed fruits averaging 11 cm (4") long and 7.5-10 cm (3-4") wide. The sweet, juicy flesh is thick and solid starting as a deep green and ripening to a deep scarlet. Sturdy 75 cm (30") plants are perfect for the garden or container growing.

4152 ■ PEPPER JALAPENO 70 days

160 seeds/gram. Approx. 25 sds/pkt. (Hot Chili Type) Jalapeno has a moderately intense heat with some years producing peppers that are hotter than others. Irregular sized fruit, averaging 9 cm (3.5") long by 4 cm (1-1/2") wide, produced in abundance on plants 60 cm (24") in height. Thick walled, very pungent and flavourful, dark green fruits turn red at maturity. An eye watering addition to salsa and dips and great for pickling. Scoville Heat Unit Rating - 6000.

4155 ■ PUMPKIN BIG MAX 120 days

Seed size varies. Approx. 20 sds/pkt. Look for help when it's time to bring these beauties in from the garden. "Big Max" lives up to its name by producing large pumpkins, reliably in the 20 kg (44 lb) range. When growing conditions are ideal, this pumpkin will produce fruit that weighs more than 45 kg (100 lb) measuring in at 175 cm (70") in diameter. Fruits have a "flattened" appearance. The skin is pinkish orange and very thick.

4160 ■ PUMPKIN SMALL SUGAR OR PIE 110 days

Seed size varies. Approx. 15 sds/pkt. (Baking Type) Heirloom. Whether this pumpkin goes by "Small Sugar" or "Pie" there's no denying it is a sweetie! Bright orange flesh is finely grained, meaty and just perfect for pumpkin pies like Grandma used to make! Produces a large crop of round fruits 20-25 cm (8-10") in diameter that store quite well. A New England variety introduced by the 1880's.

4162 ■ RADISH SPARKLER WHITE TIPPED 23 days

90-100 seeds/gram. Approx. 350 sds/pkt. Heirloom. First grown here in the late 1930's. A beautiful round radish. The top half is a fine scarlet colour with a rosy edge, bordering a pure white bottom half. Tender, yet crisp flesh, on what is possibly the finest market radish. This variety tastes best when harvested around 2.5 cm (1") in diameter.

4165 ■ RADISH CHERRY BELLE 21 days

90-100 seeds/gram. Approx. 350 sds/pkt. Heirloom. Introduced in 1949. A delightful, cherry red root that has solid, crisp, very sweet and mild tasting white flesh. An extra early variety that forces well under glass and maintains its good eating quality for an extended period. Ideal for late spring/early summer plantings.

4167 ■ RADISH DAIKON 25 days

90-100 seeds/gram. Approx. 175 sds/pkt. Long, tap rooted, white fleshed variety that's ideal for spring or late summer growing. A favourite in oriental dishes.

4169 ■ RADISH EASTER EGG II 30 days

90-100 seeds/gram. Approx. 200 sds/pkt. A beautiful array of medium to large white, red, purple and pink globe-shaped roots. Smooth skinned with a crisp, mild flesh and delicate flavour. Add beauty and distinction to salads or vegetable trays.

4170 ■ RADISH FRENCH BREAKFAST 23 days

90-100 seeds/gram. Approx. 350 sds/pkt. Heirloom. A favourite from the late 1870's that has stood the test of time! Produces 7.5-10 cm (3-4") scarlet red roots with white tips that are crisp, mild and surprisingly sweet. Although frost hardy, roots will not tolerate freezing. Irrigation is essential for best flavour and root consistency.

ORGANIC CERTIFICATION

OSC Seeds holds an Organic Seed Processor Certification from Seeds Canada. We are a major supplier of imported certified organic seed in Canada.

SEE PAGES 60 AND 61 FOR PRICES.



**OREGON
SUGAR POD**



**CALIFORNIA
WONDER**



BIG MAX



**SMALL SUGAR
OR PIE**



EASTER EGG II



**FRENCH
BREAKFAST**



**LONG STANDING
BLOOMSDALE**



**BURGESS
BUTTERCUP**



**ZUCCHINI
DARK GREEN**



TABLE QUEEN



BEEFSTEAK



BRANDYWINE

**4175 ■ SPINACH LONG STANDING
BLOOMSDALE 47 days**

50-60 seeds/gram. Approx. 300 sds/pkt. Heirloom. Since the mid 1920's, Bloomsdale has been the standard savoy leaved spinach on the market. The richly flavoured, deep glossy green leaves are longstanding in the heat and sun. Simply superb raw in salads or cooked in a main dish. Quick growth allows for multiple crops from spring to early summer and often again in late summer and early fall.

4180 ■ SQUASH BURGESS BUTTERCUP 87 days

10-12 seeds/gram. Approx. 20 sds/pkt. Heirloom. Introduced some time around 1930. Small, rounded fruits with a flat top and distinct cup on the blossom end. Dark green fruits have narrow, grey stripes and slight mottling. The thick, dry, golden orange flesh has a sweet, nutty flavor. Ideal for long term winter storage.

4182 ■ SQUASH WALTHAM BUTTERNUT 85 days

10-12 seeds/gram. Approx. 20 sds/pkt. Heirloom. An excellent squash, weighing on average 1.5-2.3 kg (3.5-5 lb). Creamy-yellow coloured fruits have a small seed cavity and a bulbous end with solid, smooth skin and deep orange flesh. A large, vigorously growing vine and heavy producer. The already great taste, improves with storage.



**WALTHAM
BUTTERNUT**

4185 ■ SQUASH ZUCCHINI DARK GREEN 50 days

10-12 seeds/gram. Approx. 20 sds/pkt. Heirloom. Compact bushy plants are loaded with attractive, glossy, dark green fruits with a nice mild flavour. Best used when 20-25 cm (8-10") long or let grow larger for baking zucchini muffins or bread.

4190 ■ SQUASH TABLE QUEEN 80 days

10-12 seeds/gram. Approx. 20 sds/pkt. Heirloom introduced in 1913. Dark green, deeply ribbed, acorn-shaped fruits roughly 15 cm (6") in diameter with a smooth, firm skin. Pale yellow flesh is exceedingly sweet and meaty rivaling that of the sweet potato! Long vines are prolific and fruits sets early. An excellent keeper!

4192 ■ SQUASH GOLDEN ZUCCHINI 49 days

10-12 seeds/gram. Approx. 20 sds/pkt. A prolific, golden zucchini with straight, uniform 20 cm (8") long fruits with minimal green tips. Great tasting creamy white flesh. Harvest fruit frequently to encourage continued production.

4195 ■ SWISS CHARD FORDHOOK GIANT 50 days

Seed size varies. Approx. 150 sds/pkt. Heirloom. Huge, glossy dark green, savoyed leaves are borne on thick, greenish-white stalks. A reliable, cold hardy variety; our favourite for greens as it always produces a bumper crop, even during periods of high temperatures! Mildly flavoured.

4197 ■ SWISS CHARD RAINBOW 55 days

Seed size varies. Approx. 100 sds/pkt. AAS winner. Brightly coloured stems of yellow, crimson, orange, violet, white, green and pink with contrasting dark green, slightly savoyed, crinkled leaves. Leaves have a lighter taste than the standard chard. Perfect for the garden or containers. Heavily productive and grows back after being cut.

4198 ■ TOMATO BEEFSTEAK 62 days

350 seeds/gram. Approx. 20 sds/pkt. Heirloom. Our most popular, main season tomato because of it's consistent performance and heavy yields! Large solid, meaty, red fruits often weighing up to 400 g (14 oz) size and more. Fruits have a pronounced rib and sweet, juicy old-fashioned tomato flavour. Indeterminate plants require staking.

4200 ■ TOMATO BRANDYWINE 80 days

350 seeds/gram. Approx. 15 sds/pkt. Heirloom. Very vigorous plants with distinct potato plant like foliage. Produce deeply lobed, green shouldered, slightly purplish-red fruit weighing on average 250 g to 350 g (9-12 oz) size. Larger fruits weighing upwards of 700 g (1.5 lb) are not uncommon. Has that old-fashioned tomato taste! Indeterminate.

4201 ■ TOMATO SAN MARZANO 80 days

350 seeds/gram. Approx. 12 sds/pkt. Classic Italian "plum tomato". Ideal for sauces or canning. Large, slightly flattened, right red fruits average 150 g (6 oz) size. Interior flesh is meaty and mild with very few seeds. Crack resistant outer skin. Indeterminate plants require staking.

4205 ■ TOMATO SWEETIE 50 days

350 seeds/gram. Approx. 20 sds/pkt. One of the sweetest cherry tomatoes you'll ever taste due to its high sugar content! Early producing, vigorous semi-determinate plants are loaded with up to 100 small 2.5 cm (1") size fruits formed in clusters along its long branches. Sugar content runs as high as 12-14%. Perfect for preserves, salads or eating right off the vine. Stake for maximum production.

4207 ■ WATERMELON SUGAR BABY 75 days

9-10 seeds/gram. Approx. 30 sds/pkt. A dependable variety that produces round, sweet watermelons about 20 cm (8") in diameter and weighing roughly 4-5 kg (8.8-11 lb). The flesh is crisp, red, sweet and juicy with very few seeds. The thin hard skin turns dark green/red when fully ripe.

SEE PAGES 60 AND 61 FOR PRICES.



**GOLDEN
ZUCCHINI**



**FORDHOOK
GIANT**



**SWISS CHARD
RAINBOW**



SAN MARZANO



SWEETIE



SUGAR BABY

Aimers "Organic" Seed Tapes



Get strong, healthy plants with no thinning, double planting or missed spots in the row. You'll get perfectly spaced seedlings every time! These 2M (6') long, biodegradable tissue paper seed strips are loaded with evenly spaced top quality "certified organic" seeds just waiting to burst through the soil to bring new life to your spring garden!

4210 ■ CARROT RED CORED CHANTENAY 72 days

Approx. 100 sds/pkt. One of our most popular storage varieties. Orange-scarlet roots are smooth, even-shaped, full of essential vitamins and they are an excellent source of dietary fibre. These meaty carrots average 15 cm (6") long and 2.5 cm (1") thick with a juicy, sweet taste. A good choice for heavier soils.

4211 ■ KALE SIBERIAN 70 days

Approx. 100 sds/pkt. One of the most ornamental kales you'll ever grow. Full, non-heading plants of 30 cm height by 40 cm spread (12 x 16") and packed with tightly curled rich, blue-green leaves that are full of vitamins and antioxidants. Taste improves when touched by fall frosts!

4212 ■ MESCLUN FRENCH SALAD MIX 45-50 days

Approx. 200 sds/pkt. An enticing combination of tastes and flavors that appeals to any palate. In true French fashion it's a mix of tender salad greens and herbs which includes Arugula, Endive plus 6 scrumptious lettuces - May King, Hilde, Green Salad Bowl, Lollo Rossa, Red Salad Bowl, Marveille De 4 Seasons.

4213 ■ ONION WHITE LISBON BUNCHING 65 days

Approx. 130 sds/pkt. A hardy, mildly flavoured, fast growing spring onion or scallion that does not produce the "traditional bulb". Thin skinned, green tops are perfect for salads and stir-fries.

4214 ■ PARSLEY MOSS CURLED 70 days

Approx 200 sds/pkt. Upright growing plants form a dense rosette of finely cut, rich green, double-curved aromatic leaves. Has a milder flavour than flat leaf types. Makes an attractive garnish or eat as a natural breath freshener.

4215 ■ RADISH SPARKLER 23 days

Approx. 100 sds/pkt. A beautiful round radish. The top half is a fine scarlet colour with a rosy edge bordering a pure white bottom half. Tender yet crisp flesh on what is possibly the finest market radish. This variety tastes best when harvested around 2.5 cm (1") in diameter.

**ALL AIMERS SEED TAPES ONLY
\$4.99 EACH**

Aimers Organics

AIMERS ORGANIC SEED	PKT.	2G	5G	25G	250G	500G	2KG
4000 ARUGULA/ROQUETTE	2.99				35.00	56.75	
4005 BEAN GOLDEN WAX	2.99				11.50		52.45
4010 BEAN TENDERGREEN	2.99				11.50		52.45
4015 BEET EARLY WONDER	2.99			10.95		65.00	
4020 BEET CYLINDRA	2.99			10.95		65.00	
4025 BROCCOLI GREEN SPROUTING	2.99			15.75		85.00	
4027 CABBAGE BABY PAK CHOI	2.99			11.95		67.50	
4030 CARROT NANTES	2.99			27.50		125.00	
4032 CARROT CHANTENAY	2.99			27.50		125.00	
4034 CARROT RAINBOW BLEND	2.99		16.80	55.00			
4040 CUCUMBER MARKETMORE 76	2.99			28.00	85.00		
4045 CUCUMBER SMR 58	2.99			28.00	85.00		
4046 CUCUMBER HOMEMADEPICKLES	2.99			28.00	85.00		
4050 HERB CHIVES	2.99			39.95			
4055 HERB CILANTRO	2.99				39.00	65.00	
4060 HERB DILL "MAMMOTH"	2.99				36.60	61.00	
4065 HERB OREGANO	2.99	21.00	39.40				
4067 HERB SAGE	2.99		16.80	55.00			
4070 HERB SWEET BASIL	2.99			22.75		109.00	
4071 HERB RED RUBIN BASIL	2.99		23.00	57.70			
4072 HERB CULINARY BASIL BLEND	2.99		16.90	39.70			
4075 HERB GENOVESE BASIL	2.99			17.60		88.00	
4085 HERB THYME	2.99		26.00	80.85			
4087 KALE RED	2.99			23.00		115.00	
4089 LEEK GIANT MUSSELBURG	2.99		15.70	39.30			
4090 LETTUCE BLACK SEEDED SIMPSON	2.99			30.00	89.00		
4095 LETTUCE BUTTERCRUNCH	2.99			25.00	85.00		
4098 LETTUCE TOM THUMB	2.99			25.00	85.00		
4100 LETTUCE M. FOUR SEASONS	2.99			25.00	85.00		
4102 LETTUCE AM. DEER TONGUE	2.99			25.00	85.00		
4105 LETTUCE RED SALAD BOWL	2.99			30.00	89.00		
4110 LETTUCE PARRIS ISLAND COS	2.99			30.00	89.00		
4115 MILD MESCLUN MIX	2.99			25.00	85.00		



Aimers Organics

AIMERS ORGANIC SEED		PKT.	2G	5G	25G	250G	500G	2KG
4120	MELON HEART OF GOLD	2.99			18.45		110.00	
4122	MUSTARD MIZUNA	2.99			16.00		88.00	
4124	OKRA CLEMSON	2.99			14.00		85.00	
4125	ONION EVERGREEN BUNCHING	2.99		20.40	51.00			
4130	PARSLEY MOSS CURLED	2.99			12.65		60.00	
4132	PARSLEY ITALIAN	2.99			12.65		60.00	
4135	PEA LAXTONS PROGRESS	2.99				10.45		45.80
4140	PEA OREGON SUGAR POD	2.99				10.45		45.80
4145	PEPPER CALIFORNIA WONDER	2.99		28.00	65.00			
4152	PEPPER JALAPENO	2.99		30.80	71.50			
4155	PUMPKIN BIG MAX	2.99			15.40		77.00	
4160	PUMPKIN SMALL SUGAR/PIE	2.99			22.75		113.50	
4162	RADISH SPARKLER	2.99			11.95		71.30	
4165	RADISH CHERRY BELLE	2.99			11.95		71.30	
4167	RADISH DAIKON	2.99			11.95		71.30	
4169	RADISH EASTER EGG BLEND	2.99			16.80		86.90	
4170	RADISH FRENCH BREAKFAST	2.99			16.80		86.90	
4175	SPINACH BLOOMSDALE	2.99			19.65		93.70	
4180	SQUASH BURGESS BUTTERCUP	2.99			19.00		99.00	
4182	SQUASH WALTHAM BUTTERNUT	2.99			18.25		95.00	
4185	SQUASH DARK GREEN ZUCCHINI	2.99			18.25		95.00	
4190	SQUASH TABLE QUEEN	2.99			18.25		95.00	
4192	SQUASH GOLDEN ZUCCHINI	2.99			18.25		95.00	
4195	SWISS CHARD FORDHOOK GIANT	2.99			16.95	69.00		
4197	SWISS CHARD RAINBOW	2.99			18.70		89.25	
4198	TOMATO BEEFSTEAK	2.99		12.95	27.90			
4200	TOMATO BRANDYWINE RED	2.99		24.55	81.90			
4201	TOMATO SAN MARZANO	2.99		16.25	60.50			
4205	TOMATO SWEETIE	2.99		27.00	89.00			
4207	WATERMELON SUGAR BABY	2.99			15.40			
AIMERS ORGANIC SEED - SOLD BY SEED COUNT		PKT.	500 SDS	1,000 SDS		3,000 SDS	15,000 SDS	30,000 SDS
4022	BEET CHIOGGIA GUARDSMARK	2.99		9.95		21.25		
4023	BEET TOUCHSTONE GOLD	2.99		16.50		38.85		
4038	CORN NATURAL SWEET XR	2.99	42.65			169.00	652.00	965.00





AMARANTH
RED GARNETT

Aimers International

Imported Seed - GMO Free



GERMAN LUTZ



CHINA EXPRESS
HYBRID

2700 ■ AMARANTH RED GARNETT 100 days

1450 seeds/gram. Approx. 1000 sds/pkt. Variety originated in Mexico. Simply a beautiful looking edible plant! Colourful leaves can be used fresh or cooked. The plant can be left to mature and the seeds harvested for grain. Plants grow to 2 m (6'6") in height.

2705 ■ ARUGULA, WILD 45 days

4,000 seeds/gram. Approx. 1000 sds/pkt. Variety originated in Italy. Deeply lobed leaves have a sweet, pungent taste and an intense peppery bite. Best used in mixed salads or in sauces, stews and soups.

2715 ■ BEAN FRENCH HORTICULTURE 64 days

4-5 seeds/gram. Approx. 25 sds/pkt. Variety originated in France. Pick green pods when 15-17cm (6-7") long for fresh snap beans. Pods become lumpy as they mature and change colour from green to red with yellow streaks. When fully mature the shelled beans are ideal for baking and soups. Beige-brown seed. Matures in 64 days.

2720 ■ BEAN GOLDEN BUTTERWAX 55 days

4-5 seeds/gram. Variety originated in USA. Compact yet sturdy plants 45 cm (18") tall, produce eye catching, bright yellow 12.5cm (5") long pods. Fantastic rich flavour makes it a great choice for fresh eating and superb for freezing or canning.

2725 ■ BEAN PROVIDER 52 days

4-5 seeds/gram. Variety originated in USA. A good choice for less than ideal growing conditions. Pods are 15 cm (6") long and quite straight. Great snap bean that is tender and succulent due to its low fibre content. Strong, upright plants with a vigorous growth habit.

2730 ■ BEET GERMAN LUTZ 60 days

100 seeds/gram. Approx. 150 sds/pkt. Variety originated in Germany. This deep red, globe shaped beet has a mild slightly sweet flavour and an evenly coloured interior. All of these attributes make it the ideal choice for a superb "Borscht". A good choice for soils that are less than ideal.

2735 ■ BEET RAINBOW BLEND 60 days

70 seeds/gram. Approx. 150 sds/pkt. Varieties originated in USA. Grow a healthy rainbow of tasty beets. Detroit Dark Red, Burpee Golden Beet, White Albino Beet and Chioggia Beet.

2740 ■ BEET ROBIN HYBRID 60 days

60 seeds/gram. Approx. 50 sds/pkt. Variety originated in USA. Perfect baby beets before you know it, sometimes as soon as 30 days from seeding! Particularly sweet, dark red, uniformly shaped roots up to 5 cm (2") in diameter. Eye catching deep red stems with bright green leaves.

2745 ■ BROCCOLI

EARLY PURPLE SPROUTING 120 plus days

360 seeds/gram. Approx. 125 sds/pkt. Variety originated in UK. Rather than produce a single large head, this winter sprouting broccoli produces many small purple florets. Needs 6 weeks of 10°C (50°F) to initiate floret development. Harvest the central floret as soon as it forms to promote the development of side shoots.

2750 ■ CABBAGE BRUNSWICK 70 days

300 seeds/gram. Approx. 250 sds/pkt. Variety originated in Germany. Flavourful, late maturing, very cold hardy fall and winter cabbage. A somewhat flattened, drumhead variety, producing dense, tightly formed heads up to 3 kg (6.6 lb) or more! The best choice for making the ideal sauerkraut.

2755 ■ CABBAGE CHINA EXPRESS HYBRID 65 days

300 seeds/gram. Approx. 125 sds/pkt. Variety originated in Japan. An early maturing, full-sized, Napa-type cabbage. Adapts to a wide range of growing conditions. Attractive, tightly packed, barrel-shaped heads weighing around 2 kg (4.4 lb). Crisp, bright white and rich green leaves have a pleasant mild taste.

2765 ■ CARROT KURODA 72 days

880 seeds/gram. Approx. 1000 sds/pkt. Variety originated in Japan. Excellent selection for the home garden. Slightly tapered reddish-orange roots average 15-20 cm (6-8") in length with a wonderful, crisp, sweet taste. High water content makes Kuroda a superb choice for juicing. Great storage carrot.

2770 ■ CARROT PARISIAN 60 days

880 seeds/gram. Approx. 900sds/pkt. Variety originated in France. Small, round, bright orange carrots to 3.75 cm (1") in diameter are tender and surprisingly sweet. Due to its small size, Parisian grows well in less than ideal soil. Super choice for the patio container garden.

2775 ■ CARROT TENDERSWEET 75 days

880 seeds/gram. Approx. 900sds/pkt. Variety originated in Germany. You will be asking who put sugar on the carrots when you try Tendersweet! Deep orange-red roots up to 25 cm (10") long are almost coreless, smooth skinned and perhaps the sweetest tasting carrots you'll find.

2780 ■ CAULIFLOWER ROMANESCO 78 days

300 seeds/gram. Approx. 100 sds/pkt. Variety originated in Italy. Absolutely fascinating looking, lime-green heads formed of a complex collection of intricately spiralled curds. Often referred to as coral broccoli due to its appearance. Preferred by chefs everywhere due to its crisp texture and sweet, slightly nutty taste!


2785 ■ CELERY AMSTERDAM LEAF 70 days

2,000 seeds/gram. Approx. 500 sds/pkt. Variety originated in Greece. Compact, bushy plants with small hollow stems. Leaves are curled, highly aromatic and stronger tasting than stalk celery. Used as a garnish and for flavouring in soups, stews and many other slow cooking dishes.

2790 ■ CHICORY CULINARY BLEND 75 days

800 seeds/gram. Approx. 500 sds/pkt. Variety originated in Italy. You'll enjoy this tasty blend of different shapes and sizes - Batavian Endive, Red Verona, Treviso and Sugar Loaf all in one packet.

ALL PACKETS \$3.29



ARUGULA
WILD



GOLDEN
BUTTERWAX



PROVIDER



BRUNSWICK



TENDERSWEET



ROMANESCO



KURODA



AMSTERDAM LEAF



CULINARY BLEND



EARLY SPRING BURPLESS HYBRID



CALPYSO HYBRID



OSAKA PURPLE

2795 ■ CHINESE BROCCOLI BLUE JADE HYBRID 50 days

250 seeds/gram. Approx. 140 sds/pkt. Variety originated in China. Vigorous plant with uniform growth. Thick green stems with rounded, glossy blue-green to deep green leaves. Produces small flower buds when mature. Flavour is quite similar to broccoli. Tender young shoots and leaves can also be harvested.

2800 ■ CELERY CHINESE TIANJIN HYBRID 60 days

3,000 seeds/gram. Approx. 500 sds/pkt. Variety originated in China. Smaller and more delicate than standard celery. Stems are thin, typically hollow and quite crisp. Medium green coloured young leaves and stems are used to add both flavour and aroma to stir-fries, soup and sauces.

2805 ■ CUCUMBER JAPANESE LONG 65 days

35 seeds/gram. Approx. 60 sds/pkt. Variety originated in Japan. This burpless cucumber produces crisp, easy to digest, non-bitter fruit to 40 cm (16") or longer. Fruit is slightly curved with few seeds. Best harvested at 30 cm (12") long. For straighter fruit, vigorously growing vines should be grown on a trellis.

2810 ■ CUCUMBER EARLY SPRING BURPLESS HYBRID 55 days

35 seeds/gram. Approx. 60 sds/pkt. Variety originated in USA. Long, slender fruit is crisp, firm and bitterless. Best harvested at 25-30 cm (10-12") in length. Fruit has very few seeds and a thin skin that doesn't require peeling. For straighter fruit, the vigorously growing vines should be grown on a trellis.

2815 ■ CUCUMBER CALYPSO HYBRID 50 days

35 seeds/gram. Approx. 60 sds/pkt. Variety originated in USA. Heavy yielding, gynocious (produces mostly female flowers) pickling variety. Fruit is a darker green and averages 7.5 cm x 2.5 cm (3" x 1") in width with a minimal amount of small, white spines. Very good disease resistance.

2820 ■ EGGPLANT GREEN PUNJAB (BAINGAN BHARTA) 80 days

230 seeds/gram. Approx. 50 sds/pkt. variety originated in India. Strong spineless plants growing to 75 cm (30") in height producing large, slightly elongated green fruit, weighing between 200-300 g (7-11 oz). The flesh is very soft and typically used mashed in vegetarian curry dishes.

2830 ■ LETTUCE GREEN ICE 45 days

880 seeds/gram. Approx. 1200 sds/pkt. Variety originated in USA. Visually appealing, crisp, dark glossy green, savoyed leaves up to 25 cm (10") high. Slow to bolt to seed in summer heat. Loose head variety with the crunchiness of a crisphead lettuce. Mouth-watering in salads!

2835 ■ LETTUCE BRONZE MIGNONETTE 55 days

880 seeds/gram. Approx. 1200 sds/pkt. Variety originated in USA. This butterhead type is very slow to bolt to seed. Large open heads grow to 454 g (1 lb). Frilled green leaves have a bronze tinge with a cream coloured heart. Makes a crisp, colourful addition to any salad. Good for small space gardens.

2850 ■ MUSTARD OSAKA PURPLE 40-50 days

500 seeds/gram. Approx. 500 sds/pkt. Variety originated in Japan. Baby leaves have a delightful sweet taste becoming much more pungent as they mature. Leaves have an intriguing purplish-red tinge. Adds both colour and pizzazz to salads. Good kitchen container garden plant.



BULK SEED

NOW AVAILABLE ON SELECTED VARIETIES!

BULK SEED ON SELECTED VARIETIES	25G	125G	250G	500G	1KG	2KG	10KG	25KG
2715 BEAN FRENCH HORTICULTURE			6.95			36.00	120.00	225.00
2740 BEET ROBIN HYBRID	8.85	19.95		54.00	77.00			
2765 CARROT KURODA	7.20	19.30		45.00	62.00			
2770 CARROT PARISIAN	7.20	19.30		45.00	62.00			
2850 MUSTARD OSAKA PURPLE	9.30	35.00						
BULK SEED ON SELECTED VARIETIES			250 SDS	500 SDS				
2820 EGGPLANT GREEN PUNJAB			18.25	29.95				



BLUE JADE HYBRID



CHINESE TIANJIN HYBRID



JAPANESE LONG



GREEN PUNJAB



GREEN ICE



BRONZE MIGNONETTE



WELSH BUNCHING



ROSSA LUNGA DI FIRENZE



MEI QUING CHOI HYBRID



GIANT OF ITALY



CAYENNE BLEND



AROMA CHILI

2855 ■ ONION WELSH BUNCHING 65 days
350 sds/gram. Approx. 200 sds/pkt. Variety originated in Russia. A very hardy, non-bulbing, clump forming member of the onion family. The hollow tube-like leaves have an enticing onion flavour and aroma. Very important in Asian Cuisine. A reliable, self-seeding biennial.

2860 ■ ONION ROSSA LUNGA DI FIRENZE 100 days
280 seeds/gram. Approx. 150 sds/pkt. Variety originated in Italy. Very mild, sweet tasting, red onion. Elongated bulbs range from 7.5-10 cm (3-4") in length with a red skin covering crisp sweet flesh. Superb for salads, roasting or pickling.

2865 ■ ORACH RED FIRE 45 days
450 seeds/gram. Approx. 300 sds/pkt. Variety originated in Egypt. Crimson purple leaves have a spinach-like taste. Much slower to bolt to seed than spinach. Good for cooking or baby greens. Can reach 120-180 cm (4-6') in height. A small number of green leaved plants are possible.

2870 ■ PAK CHOI MEI QUING CHOI HYBRID 40 days
360 seeds/gram. Approx. 50 sds/pkt. Variety originated in Japan. Visually enticing compact vase-like plants grow to 25 cm (10") in height. Tightly whorled, flattened, pale green stems, mature into oval, deeper green leaves. Texture is crisp yet tender with a slightly sweet taste.

2875 ■ PARSLEY GIANT OF ITALY 70 days
700 seeds/gram. Approx. 300 sds/pkt. Variety originated in Italy. Large, flat, deeply cut dark green leaves on strong upright stems. Grows to 45 cm (18") or more in height. Rich flavour makes it an excellent choice when used fresh as a garnish, in salads or prepared soups and sauces.

2880 ■ PEA EARLY PERFECTION 65 days
3 seeds/gram. Approx. 50 sds/pkt. Variety originated in USA. A great short-season shelling pea. Straight pods about 8.5 cm (3.5") long, hold 7-8 dark green, sweet tasting peas. Sturdy plants can grow to 90 cm (36") tall, so staking is recommended. Great fresh or for freezing and canning.

2885 ■ SNOW PEA MAMMOTH MELTING 70 days
3 seeds/gram. Approx. 50 sds/pkt. Variety originated in USA. Enjoy tender, sweet tasting, 10 cm (4") pods fresh as well as in stir-fries and salads. Sturdy plants grow to 120 cm (48") tall so staking is recommended. Best to pick pods while peas inside them are still small. Good for freezing too.

2890 ■ PEA SUGAR LACE II 68 days
3 seeds/gram. Approx. 50 sds/pkt. Variety originated in USA. Sugar snap variety producing stringless, plump, very sweet 8.5 cm (3.5") long pods. Sturdy vines can grow to 75 cm (30"). Heavy yielding variety with great disease resistance. Semi-leafless vines make picking the tasty pods a breeze!

2895 ■ PEPPER ALMA PAPRICA 80 days
145 seeds/gram. Approx. 40 sds/pkt. Variety originated in Hungary. Thick walled, sweet peppers with a touch of heat. Fruits are 2.5-5 cm (1-2") in diameter starting white before turning orange then bright red when fully ripe. Eat fresh or dry and grind for your own savory spice.

2900 ■ PEPPER CAYENNE BLEND 70 days
180 seeds/gram. Approx. 40 sds/pkt. Varieties originated in USA. This brightly coloured blend of Golden, Orange, Purple, and Green mildly hot peppers will make your dishes an eye-catching, mouth-watering treat. Good for pickling too! Peppers average 15-20 cm (4-6") in length by 1.25 cm (1/2") wide.

2905 ■ PEPPER AROMA CHILI 75 days
180 seeds/gram. Approx. 40 sds/pkt. Variety originated in Peru. Very hot, spicy-citrus flavour. Shiny, multi-coloured fruits grow to 7 cm (2.5") in length, ripen from light purple to creamy orange to red. Fruit is hottest at the red stage. Perfect in salsas, salads or pickled. Great kitchen container or patio garden plant.

2910 ■ PEPPER BUTTON MIXED CHILI 70 days
410 seeds/gram. Approx. 40 sds/pkt. Varieties originated in the UK. Brightly coloured fruits with a mildly hot, fruity flavour. Pointed, bright lime-green fruit matures to bright red or yellow. Superb fresh in salads or pickled. Compact growth makes it a great kitchen container garden plant.

2915 ■ PUMPKIN MUSQUEE DE PROVENCE 120 days
8 seeds/gram. Approx. 12 sds/pkt. Variety originated in France. Fruits grow to 10 kg (22 lb) shaped like a large, heavily lobed cheese wheel. Skin is a beautiful, rich brown colour when ripe. Flesh is deep orange with a smooth texture and very sweet taste. Dried seeds are great roasted too!

2920 ■ RADISH GERMAN GIANT 29 days
90-100 seeds/gram. Approx. 150 sds/pkt. Variety originated in Germany. Large, rounded, red radishes growing to 3.75 cm (1.5") across or more without becoming hollow or pithy. Crimson skin surrounds a crisp, mild tasting, white flesh. Very fast growing.

2925 ■ RADISH FIRE CANDLE 35 days
90-100 seeds/gram. Approx. 150 sds/pkt. Variety originated in Italy. Bright red, tapered roots, ranging from 15-20 cm (6-8") in length and approximately 5 cm (2") across at the shoulder. Crunchy, brilliant white flesh. A great choice for open, sandy loam soils.

2930 ■ RADISH WATERMELON 60 days
85 seeds/gram. Approx. 150 sds/pkt. Variety originated in China. Round, winter radishes growing to 7.5 cm (3") in diameter with a pale white cover. Inside flesh is a surprisingly bright, watermelon pink colour. Crisp with a mild flavour that has a hint of sweetness. Perfect for salads, garnishes and pickling too!

ALL PACKETS \$3.29



IMPERIAL GREEN HYBRID



RED FIRE



MAMMOTH MELTING



SUGAR LACE II



BUTTON MIXED CHILI



MUSQUEE DE PROVENCE



GERMAN GIANT



FIRE CANDLE



WATERMELON



CREAM OF THE CROP



NAPLES LONG



SAN MARZANO



PRINCIPE BORGHESE

2935 ■ RHUBARB VICTORIA 45 days

85 seeds/gram. Approx. 80 sds/pkt. Variety originated in UK. Finally a rhubarb you can grow from seed! Tender, juicy, sweet, green-red stalks to 35 cm (14") long. Large growing plants last for years, so pick the appropriate garden location when planting. Very productive variety. Perennial, hardy to Zone 3.

2940 ■ SPINACH IMPERIAL GREEN HYBRID 38 days

115 seeds/gram. Approx. 150 sds/pkt. Variety originated in USA. Dark green, tasty, arrow-shaped leaves on strong stems make this Asian spinach perfect for salads, stir-fries and many other culinary dishes. Superb as fresh baby greens too! Great disease resistance. Very slow to bolt when summers heat arrives.

2945 ■ SPINACH RED MALABAR 60 days

50 seeds/gram. Approx. 125 sds/pkt. Variety originated in India. Thick, glossy, spinach-like leaves cover these vigorous vines. With deep purple-red stems and savoyed dark green leaves, Red Malabar is a highly ornamental plant. Plants require trellis support. Use delicious tasting leaves in salads, stir-fries or steamed.

2955 ■ SQUASH CREAM OF THE CROP 75 days

10-11 seeds/gram. Approx. 25 sds/pkt. Variety originated in USA. This bush type, acorn squash produces creamy-white 1.4 kg (3 lb) fruit about 19 cm x 18 cm (7.5" x 5") size on compact vines. Light golden coloured flesh, has a lovely, nutty taste. Good storage squash.

2960 ■ SQUASH NAPLES LONG 75 days

10-11 seeds/gram. Approx. 25 sds/pkt. Variety originated in Italy. Very large, oblong, butternut shaped fruit. Sweet tasting, bright orange flesh has an incredibly rich texture. Fruit can weigh up to 20 kg (44 lb) or more. Deep green skin turns a tan colour during storage.

2965 ■ SQUASH RONDE DE NICE 55 days

10-11 seeds/gram. Approx. 25 sds/pkt. Variety originated in France. Delicately skinned fruit is round, light green with tender, nicely flavoured flesh. Flavour is at its best before the fruit reaches 7.5 cm (3") in diameter. Larger fruit can be hollowed out and stuffed.

2970 ■ TOMATO COSTOLUTO GENOVESE 70 days

350 seeds/gram. Approx. 25 sds/pkt. Variety originated in Italy. Deep red, heavily ribbed with and somewhat flattened fruits that grow to 200 g (7 oz) size, will not win a beauty contest. It is the delightfully tangy, richly flavoured taste that makes it a winner! Superb fresh, canned, juiced or preserved. Indeterminate growth.

2975 ■ TOMATO BIG RAINBOW 80 days

350 seeds/gram. Approx. 25 sds/pkt. Variety originated in Germany. Eye catching, large fruit that matures to a beautiful golden yellow, highlighted with red striping through the solid flesh! Beefsteak type fruits, weigh up to 900 g (2 lb) size. Taste is rich, sweet and juicy. Indeterminate growth.

2980 ■ TOMATO SAN MARZANO 75 days

350 seeds/gram. Approx. 25 sds/pkt. Variety originated in Italy. Classic plum or paste tomato for sauces and canning. Large, bright red fruits with few seeds and slightly flattened sides, average 150 g (6 oz) weight. Outer skin is crack resistant, interior flesh is meaty and mild. Indeterminate growth.

2985 ■ TOMATO PRINCIPE BORGHESE 70 days

350 seeds/gram. Approx. 25 sds/pkt. Variety originated in Italy. Large clusters of small, grape sized fruits to 60 g (2 oz) size have few seeds and are especially suited to sun drying. Eat fresh or oven roasted. Great paste tomato too. Fruits burst with sweetness when dried. Indeterminate growth.

2990 ■ TOMATO SWEET MILLION HYBRID 62 days

700 seeds/gram. Approx. 20 sds/pkt. Variety originated in USA. The name pretty well says it all! Offers an incredible high yield of uniform, bright red, very sweet, cherry tomatoes to 2.5 cm (1") in diameter and weighing in around 15 g (1/2 oz) size. This is a tomato you can eat like candy! Indeterminate growth.

BULK SEED ON SELECTED VARIETIES	5G	10G	25G	125G	250G	500G	1KG	2KG	10KG	25KG
2855 ONION WELSH BUNCHING			15.50	45.50						
2885 SNOW PEA MAMMOTH MELTING					7.55			36.00	102.25	198.00
2915 PUMPKIN MUSQUEE DE PROVENCE			20.65	58.45						
2920 RADISH GERMAN GIANT			6.90	16.95		47.35	65.50			
2925 RADISH FIRE CANDLE			6.90	16.95		47.35	65.50			
2965 SQUASH RONDE DE NICE			9.95	27.70		68.85	110.00			
2975 TOMATO BIG RAINBOW	20.65		60.85							
2980 TOMATO SAN MARZANO			17.35	62.00						
2985 TOMATO PRINCIPE BORGHESE			17.35	62.00						
BULK SEED ON SELECTED VARIETIES - SEED COUNT				200 SDS	500 SDS	1000 SDS				
2870 PAK CHOI MEI QUING CHOI HYBRID						9.25				
2900 PEPPER CAYENNE BLEND					25.65	44.00				
2905 PEPPER AROMA CHILI					25.65	44.00				
2910 PEPPER BUTTON MIXED CHILI					25.65	44.00				

ALL PACKETS \$3.29



VICTORIA



RED MALABAR



RONDE DE NICE



COSTOLUTO GENOVESE



BIG RAINBOW



SWEET MILLION HYBRID



FRAGRANT DELIGHT MIXED

Annual Flowers

Annuals or Perennials....which are better for my garden? Annual flowers only last for one growing season. While many annuals are started early indoor, there are others that perform well from direct garden sowings. They'll bloom all season long then die and must be replanted every year. Do not sow outdoors until danger of frost has passed. Perennial flowers can be easily grown from seed, with some flowering the first year after year and multiply easily. Division of plants is recommended every three to four years. Direct fall sowing in the spot where you want plants to bloom is also successful. Biennial flowers typically do not flower the first year but spend their time growing a healthy root base. They come into bloom the second year. For a continuous supply of flowers sow these every season

Agastache (*Agastache aurantiaca*)

2,400 seeds/gram. Agastache is a tender perennial that is best grown as an annual. Sow seeds indoors in a soilless mix in March. Barely cover the seed and keep at 18°C (65°F) for the 14-21 day germination period. After hardening off, transplant outdoors, spacing 30cm (12") apart. A good container plant too.

5002 ■ FRAGRANT DELIGHT MIXED

This pollinator friendly plant is very attractive to beneficial insects and hummingbirds. With their tall, long lasting, brightly coloured spikes of raspberry, lilac and orange flowers they act like a beacon in the garden. As an added bonus, Agastache's foliage is wonderfully aromatic. An excellent plant for borders or for containers. A tender perennial hardy to Zone 6, that is best grown as an annual in most of Canada. Pkt of 35 sds \$3.49; 250 seeds \$15.95

Ageratum (*Ageratum houstonianum*)

7,500 seeds/gram. Adaptable to most soils in sun or partial shade. Sow seed indoors using plantable peat pots and soilless mix in mid-March. Leave the seed uncovered on the surface of the mix. Germinate at 20°C (70°F) for 7-10 days then grow-on under lights at 15°C (60°F) before hardening off and transplanting to a sunny spot in the garden. Space plants between 15-25 cm (6-10") apart in the garden.

5000 ■ BLUE MINK

Approx. 500 sds/pkt. Giant trusses of fluffy, true-blue flowers. Plants are upright, early flowering and vigorous yet compact in habit growing only 20-25 cm (8-10") tall with a spreading to the same width. Great for borders or for using as a cut flower. Since it dislikes being transplanted, to get a head start on the season sow seeds peat pots indoors in late winter. Transplant the seedlings, peat pot and all after danger of frost has passed. Pkt \$2.19; 25g \$26.65; 125g \$95.50

Alyssum (*Lobularia maritima*)

2,800 seeds/gram. Reliably compact and uniform. Easy to sow directly outdoors after danger of frost has passed. Plants will bloom in 6 to 8 weeks from sowing. For transplants, sow seed indoors at the beginning of April. Press seed into the soilless growing medium but do not cover. Germinates at 20°C (70°F) in 5-10 days. Grow on under lights then harden off and transplant outside at the end of May spacing plants 10 cm (4") apart in the garden. Sweet alyssum can often reseed itself outside - a welcome surprise addition to any garden! Plants grow in well-drained soil in sunny locations where summers are cooler and in partly shaded sites (4-6 hours of sun) in hot summer areas. A gentle shearing of the plants after the first flush of blooms finish will stimulate a second flush of blooms.

5005 ■ CARPET OF SNOW

Approx. 1,000 sds/pkt. The best and most popular white flowering plant for edging or ground covers. Has a delightful, honey-like fragrance too! Mound shaped plants average 10-12 cm (4-5") tall and spread to 30 cm (12") across. A dainty but robust annual. An excellent fodder plant for bees and other pollinators! Pkt \$2.19; 25g \$23.00; 125 g \$76.85

5010 ■ ROYAL CARPET

Approx. 500 sds/pkt. Vibrant purple-red blooms with a tiny white bee smother the compact, densely branched plants from spring to fall. Early to bloom with vigorous growth to 15 cm (6") high. A butterfly favourite! Pkt \$2.19; 25g \$16.90; 125g \$56.55

Amaranthus (*Amaranthus caudatus*)

1,600 seeds/gram. Amaranthus thrives in dry soil. Direct sow seed 6 mm (1/4") deep outdoors in a sunny site after danger of frost has passed. For an early start, seed may be started indoors in early April. Seed germinates at 20°C (70°F) in 10-14 days. Grow on at a slightly cooler temperature before hardening off and transplanting to a sunny site. Take special care to ensure roots do not become crowded when growing plants from seed indoors as this slows plant development. Space plants 45-60 cm (18-24") apart in the garden.

5020 ■ LOVE-LIES-BLEEDING

Approx. 175 sds/pkt. Stunning pendants of red blooms trail from the thick main stems which reach 60-90 cm (22-36") in height. Large, light green leaves, compliment the flowers, which appear in early summer and carry through to frost. Excellent for back of the border, for drying or for use as a cut flower. A very useful plant for attracting numerous butterflies and pollinators. Pkt \$2.19; 5g \$15.00



BLUE MINK



CARPET OF SNOW



ROYAL CARPET



ANNUAL MIXTURE



GIANT CREGO MIXED



POWDERPUFF BOUQUET

Annual Mixture

We recommend sowing the seed directly outdoors from mid-May to mid-June on well worked soil in a sunny site. Keep the area well watered during the germination period. However for earlier flowering, seed can be started indoors in a soil-less mix from mid-March to early April. Germinates at 21°C (70°F) in 7-10 days. Grow on under lights then harden off and transplant outside after the danger of frost has passed.

5025 ■ ANNUAL MIXTURE

Approx. 400 sds/pkt. Enjoy many of our most popular varieties in one colourful blend to give you long lasting blooms all summer long! A good choice for beginner gardeners and for filling in gaps between perennials and foundations plantings. Contains: Asters, Bachelor Buttons, Baby's Breath, Candytuft, Clarkia, Cosmos, African Daisy, Forget-Me-Nots, Lavatera, Poppies and Zinnias. Garden height of all species in the blend averages out to 60 cm (24"). Some plants will re-seed themselves the second season.
Pkt \$2.19; 25g \$16.65; 125g \$55.40

5026 ■ BLUE SPLENDOR/SHADES OF BLUE

Try something different this year with this attractive, colour themed display of mixed annual flowers in an array of rich pastel blues. Sure to delight!
Pkt \$2.99; 25g \$18.00; 125g \$57.75

Aster (*Callistephus chinensis*)

400 seeds/gram. Sow seed directly outdoors in mid-May or for earlier flowering, start indoors in a soilless growing medium from mid-March through to early April. Keep seed at the surface as light aids in germination. Seed will germinate in 7-15 days at 21°C (70°F). Note: Germination can be irregular and ranges from 50-80 %. Grow on indoors under lights at a slightly cooler temperature.

5030 ■ GIANT CREGO MIXED

Approx. 150 sds/pkt. Also known as Ostrich Feathers because of the loose, gracefully curled arrangement of the petals. Fragrant, immense, double flowers averaging 10-15 cm (4-6") in size are perched on top of sturdy 60 cm (24") high stems. Colours include white, pink, crimson, salmon-rose, blue and purple. A reliable old favourite that is not invasive and a superb cut flower that can be used in beds, borders or containers in sites with full sun to partial shade.
Pkt \$2.19; 25g \$18.00; 125g \$57.75

5035 ■ POWDERPUFF BOUQUET

Approx. 150 sds/pkt. Heirloom, pre-1900. A wonderful balance of colours on perfectly shaped, upright plants that average 60 cm (24") in height and only 30 cm (12") across. Fully double 6 cm (4") wide, fragrant blooms are born in such numbers, they almost hide the foliage of the plant! Wilt resistant.
Pkt \$2.19; 25g \$18.00; 125g \$57.75

Bachelor Buttons (*Centaurea cyanus*)

220 seeds/gram. Sow seed directly outdoors mid-April to mid-May, lightly cover and keep evenly moist during the 7-10 day germination period. Thin plants to 20 cm (8") apart in the garden. Be advised that this variety does not transplant well. Excellent in the garden or dried arrangements.

5040 ■ JUBILEE GEM

Approx. 250 sds/pkt. Heirloom. Charming, brightly coloured, cornflower blue blossoms fill these compact 25-30 cm (10-12") tall plants. Very easy to grow and requires little if any care! May be sown directly into the garden a couple of weeks before your typical last frost date.
Pkt \$2.19; 25g \$16.70; 125g \$55.40

5045 ■ OSC MIXED COLOURS

Approx. 250 sds/pkt. Heirloom. Robust 60 cm (24") high plants are filled with papery, double flowers in a wide array of clear, bright colours. Uniform, bushy plants make this variety a real dandy! Pretty in the garden or dried arrangements. Great pollinator plant too!
Pkt \$2.19; 25g \$16.70; 125g \$55.40

Balsam (*Impatiens balsamina*)

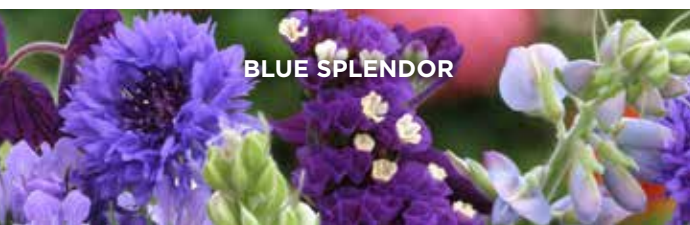
125 seeds/gram. Sow seeds directly outdoors where they are to bloom after the danger of frost has passed. For an earlier start, sow seed 4-6 weeks early indoors. Light is required for germination so do not cover seed with the soilless mix. Seed germinates in 7-14 days at 21°C (70°F). Grow on under lights at a slightly cooler temperature before hardening off and transplanting to a sunny site in the garden. Space plants 30 cm (12") apart in the garden. In areas with very hot summers, a couple of hours of shade in the afternoon is beneficial.

5050 ■ BRILLIANT MIX

Approx. 75 sds/pkt. Heirloom. A charming, old-favourite with double and semi-double flowers carried above bushy, green foliage. This mixture contains the full colour range and once flowers start, the plants will bloom all summer. Plants enjoy moist soils and grow to 60 cm (24") in height. Flowers are pollinated by bees and other insects. Mature flower capsules will harmlessly 'explode' when handled.
Pkt \$2.19; 25g \$16.00; 125g \$45.90



JUBILEE GEM



BLUE SPLENDOR



OSC MIXED COLOURS



BRILLIANT MIX



GREEN BELLS



MIXED CACTUS



PACIFIC BEAUTY MIXED

Bells of Ireland (*Moluccella laevis*)

150 seeds/gram. Sow seed indoors in a soilless mix in early April, pre-chilling at 0°C (32°F) for 10 to 12 days. Move to 21°C (70°F) for germination. Be patient as Bells of Ireland is a sporadic germinator. After germination, grow on under lights at a slightly cooler temperature before hardening off and transplanting to a sunny site in the garden. Direct sowing outdoors is more successful if the seed is sown in mid-April.

5065 ■ GREEN BELLS

Approx. 75 sds/pkt. Heirloom. Interesting looking plant with flower stems composed of shells of green bells closely set around the central stalk. Often, the bells are placed so tight on the stalk, there is little room for leaves. The tiny, white flowers are actually found at the base of the green bells. The blooming stems can be cut and used in fresh arrangements. When dried, the bells will turn a light brown colour. Plants typically grow to 60 cm (24") in height. If the weather is hot, flower stalks become elongated and the bells are spaced further apart. Pkt \$2.19; 25g \$15.40; 125g \$44.65

Candytuft (*Iberis umbellata*)

350 seeds/gram. Compact, low spreading plants produce a carpet of colour spring through fall. Perfect for edgings and borders. Directly seed outdoors about 6 mm (1/4") deep in mid to late April or May when danger of frost has passed. Germination will occur in 10-20 days, after which plants can be thinned to 20 cm (8") apart. Enjoys a full sun location in well-drained soil.

5105 ■ FAIRY MIXED

Approx. 250 sds/pkt. Look for pretty, flat-topped clusters of fragrant flowers in pink, rose, white, crimson and scarlet on mounding plants. Growing to 25 cm (10") in height and at least the same width. Most often used as an edging plant and in sunny rock gardens. Attractive to butterflies. Pkt \$2.19; 25g \$14.50; 125g \$38.20

Cactus

Easy to grow from seed. Sow seeds into a barely moistened peat-based medium or a sand/vermiculite combination that has been pre-moistened by lightly misting with a spray bottle. Make sure seeds are sown on the surface of the growing medium so that they are exposed to light. Once the seeds have been placed on the medium, do not apply any more water at this time. Wait for two weeks, then using a mister, apply water until the medium is damp. Provide bottom heat at 23-25°C (73-77°F) or keep the container in a warm place during the germination period. Establishment of seedlings is enhanced with 13-16 hours of light exposure. This may require the use of artificial light to supplement sunlight.

5075 ■ MIXED CACTUS

Approx. 125 sds/pkt. This attractive mix of miniature desert plants is a real pleasure to grow – and surprisingly easy to grow from seed! Contains a blend of saguaro, barrel, cluster and cereus cacti. Pkt \$2.99

Canary Creeper (*Tropaeolum peregrinum*)

8 seeds/gram. Sow outdoors in late May about 6 mm (1/4") deep keeping the soil moist during the 7-14 day germination period – thin afterwards to 30 cm (12") apart. The plant grows best in full sun with light afternoon shade where summers are hot. When growing in garden soil, for best performance, do not fertilize. However plants grown in peat based media should be fertilized.

5100 ■ CANARY CREEPER

Approx. 12 sds/pkt. Native to Peru. A vigorous climber loaded with tons of yellow, 2-3 cm (1-1/2") wide, nasturtium-like flowers all summer long. The flowers resemble a canary with wings spread wide during a landing, hence the reference in its name. Try this unique flowering vine in the background behind rambling nasturtiums. Great for walls, fences and arbours where it can grow to its full 3 m (10') in height. Pkt \$2.99; 25g \$12.10

Calendula (*Calendula officinalis*)

100 seeds/gram Very easy to grow! Adaptable to poor soil and will tolerate light shade! Directly sow seed in the garden in mid to late May sowing seed 6 mm (1/4") deep. Protect seedlings from rabbits. Eventually thin seedlings to 20 cm (8") apart. For an early start, sow seeds indoors in a soilless medium in early April. Keep at 21°C (70°F) for the 5-10 day germination period then grow on at a lower temperature of 10-13°C (50-55°F) before hardening off and transplanting to a sunny spot with well-draining soil. Calendula can reseed itself but it is not invasive.

5080 ■ PACIFIC BEAUTY MIXED

Approx. 60 sds/pkt. Calendula are short lived tender perennials (hardy to zone 9) that are grown as annuals in Canada. Spectacular 10 cm (4") blooms in a delightful range of colours – yellow, orange, apricot and cream. Flowers freely throughout the summer on well-branched plants that grow to 45 cm (18") in height. Calendula is also known as the Pot Marigold – a reference to either its ability to grow quite nicely in containers or the fact the flowers were often used in food preparation! Without a doubt one of the most adaptable and easiest to grow flower there is. Pkt \$2.19; 25g \$21.60

California Poppy (*Eschscholzia californica*)

600 seeds/gram. Approx. 300 sds/pkt. Directly sow seeds into the garden about 3-6 mm (1/8-1/4") deep where they are to bloom. Space seed about 15-20 cm (6-8") apart in an area with full sun and light sandy soil. Lightly cultivate and keep the soil moist until germination occurs. California Poppy is intolerant of transplanting so do not attempt to start this seed early indoors. California Poppy can reseed itself but it is not considered invasive. Considered to be a short lived perennial, it is only winter hardy to Zone 8, so it is grown as an annual in Canada.



FAIRY MIXED



CANARY CREEPER



FORMULA MIXED



MISSION BELLS MIXED



CHABAUDS GIANT



FORMULA MIXED

5090 ■ FORMULA MIXED

Approx. 275 sds/pkt. Tons of dainty, double flowers in pink, scarlet, copper, orange and yellow are produced on this very free flowering heirloom flower. Finely cut grey-green foliage nicely complements the flowers. Plants grow to about 30 cm (12") in height and are superb for use in bouquets and arrangements. Flowers from early summer right through to frost. Amazing results in the driest of conditions! Pkt \$2.19; 25g \$19.30; 125g \$55.40

5097 ■ MISSION BELLS MIXED

Approx. 150 sds/pkt. Rugged, drought resistant plants are loaded with a bright contrasting mix of gold, orange, red and white flowers atop finely cut, light green foliage. Perfect for mass plantings and xeriscaping. A bee and butterfly favourite too! Often reseeds itself the second season. Matures to 30 cm (24") height. Pkt \$2.19; 25g \$19.30; 125g \$55.40

Cardinal Climber (*Ipomoea quamoclit*)

8 seeds/gram. Sow directly in the garden in late May, about 6 mm (1/4") deep. We suggest soaking seeds overnight in room temperature water before planting. Germination occurs in 7-14 days. Thin seedlings to 30 cm (12") apart. For best performance, do not over fertilize. Prefers slightly acidic soils. Prune as required. Cardinal Climber does best in full sun.

5110 ■ CARDINAL CLIMBER

Approx. 12 sds/pkt. An extremely attractive climbing vine. The flowers are similar in structure to morning glories but this species produces many smaller, bright crimson-red, white-throated flowers that typically face up and out from the foliage. Makes for a pretty picture as it climbs on fences and arbours where it can often reach over 3 m (10') in height! The flowers are quite attractive to hummingbirds. Pkt \$2.99; 25g \$15.00

Carnation (*Dianthus barbatus*)

500 seeds/gram. A herbaceous perennial in Zone 6 and warmer that can be grown as an annual in colder climates. Best started indoors 8 weeks before last frost. Sow seed 3 mm (1/8") deep in a soilless mix and keep at 21°C (70° F) during the 14-21 day germination period. Grow on under lights at a slightly cooler temperature, then harden off and transplant to a sunny site in the garden in late May after the danger of frost has passed. Space plants 30 cm (12") apart in the garden.

6395 ■ CHABAUDS GIANT

Approx. 75 sds/pkt. Spicy fragrance and lots of colour make carnations ideal for the border or cutting garden. Beautiful double flowers are well presented on solid stocks in bright red, snow white, sunshine yellow and intense scarlet. Plants mature to a height of 45 cm (18"). Chabauds is a tender perennial that does not reliably reseed so we recommend sowing seed every year for continuous flowering. This tender plant is reliably hardy to Zone 6 but can sometimes be overwintered to as low as Zone 4 with adequate winter protection. Pkt \$2.19; 25g \$36.00; 125g \$115.50

Celosia (*Celosia argentea var. Plumosa*)

1,300 seeds/gram. Seed can be sown directly in the garden in mid-May for June blooms or started 4-6 weeks early indoors. Barely cover with 3 mm (1/8") of soil and keep moist during the germination period of 10-15 days. Thin to stand 20 cm (8") apart in the garden. Celosia is a very dependable annual plant.

5120 ■ PLUMOSA MIXED

Approx. 500 sds/pkt. Heirloom. Bushy, green plants growing to 90 cm (36") tall are topped with brilliantly coloured, feathery plumes in a full range of colours, from intense red to bright yellow. Blooms midsummer to frost. Tolerant of poor soil and dry weather. Pkt \$2.19; 25g \$37.40; 125g \$103.95

Chrysanthemum (*Chrysanthemum carinatum*)

500 seeds/gram. Directly seed outdoors in mid to late, May 3 mm (1/8") deep. Seed can be started indoors 6-8 weeks before planting out. Sow seed 3 mm (1/8") deep in a soilless growing medium and keep the temperature between 16-21°C (60-70°F) for the 10-14 day germination period. Grow on under lights at a slightly cooler temperature, then harden off and plant out in late May spacing at 30 cm (12") apart in the garden. Pinch back plants when 10-15 cm (4- 6") high to promote full flowering later in the season. Best in full sun but will still grow well in slightly shaded sites.

5185 ■ FORMULA MIXED

Approx. 125 sds/pkt. An intriguing blend of bright colours on extra large single blooms that include many pink, yellow and purple bi-colours. Plants grow to 60 cm (24") in height. With its extra long, strong stems, this variety makes a superb cutflower! Also a good plant for butterflies and bees. Pkt \$2.19; 25g \$22.70; 125g \$73.45

Cineraria (*Senecio cineraria*)


5,200 seeds/gram. Best started indoors 8-10 weeks before planting out. Sow seeds right on the surface due to their small size. Water from below or use a mister. Germinates in 12-20 days at 24°C (75°F). Thin to several plants per pot/container and grow on at 15°C (60°F) before hardening off and transplanting outside in mid to late May. Space plants 25 cm (10") apart in the garden. Grows best in full sun but will tolerate light shade.

5125 ■ DUSTY MILLER

Approx. 250 sds/pkt. Frosty, ice white, deeply serrated, velvety foliage helps to make this an outstanding contrast plant for garden borders and planters. Growing to 25 cm (10") tall, this plant is quite tolerant of high temperatures and drought conditions. Performs well into late fall. Pkt \$2.19; 5g \$17.30; 25g \$50.95



CARDINAL CLIMBER



PLUMOSA MIXED



DUSTY MILLER



DOUBLE MIXED



RAINBOW MIXED



BRIGHT LIGHTS

Clarkia (*Clarkia amoena*)

1,300 seeds/gram Sow seed outdoors in mid-May and once or twice more at two week intervals. Plant seed 3 mm (1/8") deep and keep the soil from drying out during the 7-14 day germination period. Thin seedlings to 25 cm (10") apart when they are 5 cm (2") tall. While Clarkia does best in sunny or mostly sunny locations, some light afternoon shade will be beneficial in areas with very hot summer temperatures. Keep plants evenly watered - especially in periods of drought.

5130 ■ DOUBLE MIXED

Approx. 700 sds/pkt. Delightful, dainty double and semi-double flowers about 2.5 cm (1") wide that resemble hollyhocks. Colours include pink, red, salmon and white. Growing to 60 cm (24") in height, Clarkia makes an elegant statement in the garden and works nicely as a cut flower. For better flowering, keep plants slightly crowded and go easy on fertilizing. Flowering will slow down during periods of excessively hot weather. Pkt \$2.19; 125g \$30.60

Cottage Garden

A lovely mix of sun loving annuals and perennials. Easy to grow. Seed can be sown directly in the garden in mid-May for late June/early July blooms. Barely cover with 3 mm (1/8") of soil and keep moist during the germination period of 7-10 days. Thin to stand 20 cm (8") apart in the garden.

5180 ■ COTTAGE GARDEN COLLECTION

Approx. 300 sds/pkt. Beautiful assortment of old-fashioned favorites. Mixture of sun loving annuals, one biennial and one perennial. Easy to grow. Directly seed outside in mid-May. This collection consists of six packets. One packet each of Cosmos (A), Lavatera (A), Sweet Pea (A), Nicotiana (A), Black-Eyed Susan (P) and Hollyhock (B). Garden plans and growing instructions are included. \$6.95 per collection of 6 pkts.

Cleome (*Cleome hassleriana*)

500 seeds/gram Seed can be directly sown in the garden in mid to late May. Sow seed 3 mm (1/8") deep then thin seedlings to 40 cm (16") apart later in the season. For an earlier start, sow seed indoors in a soilless mix between mid-March and mid-April, plant seed no more than 3 mm (1/8") deep, moisten the growing medium, then chill at 4-7°C (40- 45°F) for 5-10 days. After chilling, keep at a temperature of 21°C (70°F) for the 8-14 day germination period. Even after all this, germination can be erratic. Grow on indoors under lights at a slightly cooler temperature, then harden off and transplant outside after the danger of frost has passed. Space plants 40 cm (16") apart in the garden.

5135 ■ PINK QUEEN

Approx. 350 sds/pkt. Heirloom. Large, graceful, flower heads with petals in a progression of shades from dark pink to almost white that defy description - a real eye-catcher! Before it blooms, the palmate leaves add both startling and attractive texture to the garden. Flowering tends to start when the plant is between 30-60 cm (12-24") in height. Overall, cleome grows from 90-120 cm (3-4') in height and up to 60 cm (24") wide. Pink Queen will self sow and establish persistent stands in Zones 7 and above. Cleome prefers full sun and is an excellent choice for sites that tend to be quite dry. They make a beautiful cut flower and are very attractive to hummingbirds and other pollinators. Pkt \$2.19; 25g \$17.30; 125g \$57.35

Coleus (*Solenostemon scutellarioides*)

3,500 seeds/gram. Start seeds indoors in a soilless mix about 8 weeks before planting outdoors. Sow seed 3 mm (1/8") deep and provide bottom heat to keep the mix at a temperature of 24°C (75°F) for the 8-12 day germination period. Grow on under lights at a slightly cooler temperature of 18-21°C (65-70°F). After hardening off, plant out in late May spacing the plants 25 cm (10") apart.

5140 ■ RAINBOW MIXED

Approx. 250 sds/pkt. Heirloom. A splash of vivid colour for shady gardens. Dwarf, small leaved, basil branching plants in a bright colour range. Extremely popular for bedding, window boxes or containers. Very colourful and attractive - simply keep them well watered and enjoy the show! Pkt \$2.19; 1g \$17.25; 5g \$52.25

Coreopsis (*Coreopsis tinctoria*)

3,640 seeds/gram. Annual wildflowers for the summer garden. Start seed indoors in a soilless mix in early spring for mid- summer blooms. Germinate at 24°C (75°F) for 5-10 days then grow on under lights at a slightly cooler temperature before hardening off and planting outside in a sunny spot. Outdoors, directly sow seed in mid-May to early June and keep the soil moist during the germination period. Thin seedlings to stand 30 cm (12") apart in the garden. Plains Coreopsis will often self-seed in the garden.

6895 ■ DWARF PLAINS

Approx. 500 sds/pkt. A compact plant for the front of the border. A self-seeding annual with good heat tolerance and prefers sandy well drained soil. While this species has decent drought tolerance, it is most often found growing naturally in areas that receive regular rainfall. Matures to 40 cm (16") height. Pkt \$2.99; 125g \$40.00; 250g \$65.35; 500g \$110.00

6905 ■ PLAINS

Approx. 350 sds/pkt. Native to the central plains of North America and has become naturalized in much of eastern North America. A bushy, multi -branched plant that produces large numbers of bright yellow flowers with maroon highlights. It is generally considered an annual or short-lived perennial. While this plant will tolerate drier conditions, it grows best in years with average to above average rainfall. Plains Coreopsis tolerates partial shade but does best in full sun. Plants grow from 45 to 60 cm (18-24") in height. Another good plant to attract pollinators. Pkt \$2.19; 125g \$40.00; 250g \$65.35; 500g \$110.00



PINK QUEEN



DWARF PLAINS



PLAINS



COSIMO PURPLE, RED-WHITE



XANTHOS



CHINESE FORGET-ME-NOT

Cosmos (*Cosmos bipinnatus*)

70 seeds/gram. One of the most popular garden annuals and easy to grow! An excellent cut flower or border plant. It's preferable to directly seed cosmos in the garden, although one can start them inside if desired 4 weeks before planting out. Choose a sunny site with well drained soil and sow the seeds 0.25 cm (1/8") deep in mid to late May. Thin to 30-40 cm (12-16") apart when the seedlings are 5-8 cm (2-3") tall.

5150 ■ BRIGHT LIGHTS

Approx. 95 sds/pkt. A rich mixture of bright, double petalled blooms in shades of warm rich yellow, orange, gold and red about 5 cm (2") in diameter. Pretty, dense, plants with finely cut foliage grows to 75 cm (30") high. While cosmos prefer full sun, they will still flower nicely in partial sun. Flowers start to appear in late spring and typically run continuously through to fall. The flowers also attract both butterflies and numerous pollinator species. Pkt \$2.19; 25g \$13.30; 125g \$31.85; 500g \$98.45

5152 ■ COSIMO PURPLE, RED-WHITE

Stunning 5-7 cm (2-3") wide bi-coloured, striped purple, red and white flowers fill these dwarf, nicely compact 60 cm (24") high plants. Cosimos flowers are highlighted by finely cut, light green foliage. This cosmos is an early bloomer that once it starts, blooms all summer long! A butterfly favourite. Pkt of 25 sds \$2.99; 250 sds \$13.30

5155 ■ CARPET FORMULA MIXED

Approx. 95 sds/pkt. Delightful mini-Cosmos for bedding and pots. Compact, well-branched plants are covered in brilliant semi-double flowers in a myriad of colours. Garden height averages 30 cm (12"). Directly sow seeds where you want them to grow. Flowers will remain vibrant when dried and pressed. Pkt \$2.19; 25g \$13.30; 125g \$31.85



SENSATION MIXED

5160 ■ SENSATION MIXED

Approx. 120 sds/pkt. A rich mixture of bright, clear blooms in shades of pink, white and red averaging 5 cm (2") in diameter. Pretty, dense, finely cut foliage grows to 90 cm (36") high. While Cosmos prefer full sun they will still flower nicely in partial sun. Spectacular as cut flowers and a must have for any fresh bouquet! Pkt \$2.19; 25g \$13.30; 125g \$31.85; 500g \$98.45

5165 ■ SENSATION PINK / 5175 SENSATION WHITE

Approx. 120 sds/pkt. Pkt \$2.19; 25g \$13.30; 125g \$31.85; 500g \$98.45

5170 ■ XANTHOS

An amazing soft yellow Cosmos with rounded, 7.5 cm (3") single flowers shading to pale yellow with a hint of white at their tips. Early flowering, dwarf, uniform 25 cm (10") plants are perfect for containers or garden sowing. Blooms summer long. Pkt of 15 seeds \$2.99; 100 sds \$12.60

NEW 5177 ■ CUPCAKES MIXED

A delightful new shape of Cosmos with extra-large, single and semi-double flowers in white and pale pink up to 12 cm (5") across. Petals are fused together forming a unique bowl shape around a bright yellow centre. Charming plants for any landscape and a butterfly favourite! Blooms mid-summer to frost. Matures to 90 cm (3') garden height. Pkt of 25 sds \$2.99; 250 sds \$13.30

Cynolossum (*Cynoglossum amabile*)

170 seeds/gram. This old time favourite can be directly seeded in the garden in mid-April to mid-May. Sow seed 6 mm (1/4") deep and water lightly. Germination occurs in 5-10 days. Thin to 30-35 cm (12-14") apart when the seedlings are 7.5 cm (3") tall. Plants grow best in full sun but will tolerate partial shade, as well as both wet and dry conditions.

5190 ■ CHINESE FORGET-ME-NOT

Approx. 250 sds/pkt. Heirloom. Very fast growing plant, producing clusters of sweetly scented, clear indigo-blue flowers at the top of 40 cm (16") high plants. Foliage is an attractive silvery-grey. Plants generally finish flowering by late July/early August and will often reseed themselves for the following season. This plant is a biennial that is grown as an annual in most parts of Canada. Can provide some welcome early spring colour in partially shady sites. Bees absolutely love the flowers! Pkt \$2.19; 25g \$16.00; 125g \$45.15

Dahlia (*Dahlia variabilis*)

100 seeds/gram. Directly sow seed mid-May, barely cover the seed with soil and keep moist during the 7-14 day germination period. May be started 6-8 weeks early indoors in a soilless growing medium. Germinate at 15-18°C (60-65°F). Initially, seedlings are variable in both size and apparent 'strength'. Grow on under lights at 13-15°C (55-60°F) then harden off and transplant to the garden in late May. Space plants 25 cm (10") apart in the garden. Enjoys full sun.

5195 ■ UNWINS DWARF MIXED

Approx. 65 sds/pkt. Large double and semi-double flowers 7.5 cm (3") across adorn these pretty plants. Colours include soft pink, deep rose, yellow, orange scarlet and crimson. The nicely branched, bushy plants grow to 60 cm (24") in height. Plants typically flower from late June/early July right through until late season frost arrives. Pkt \$2.19; 15g \$26.65; 25g \$44.65



SENSATION PINK



CUPCAKES MIXED



UNWINS DWARF MIXED



AURANTICA HYBRIDS



DOUBLE MIXED



SUMMER ICICLE

African Daisy (*Dimorphotheca sinuata*)

150 seeds/gram. Directly sow outdoors in a sunny spot in early May. Sow seed 6 mm (1/4") deep, then thin to 30 cm (12") apart when the plants reach 5-8 cm (2-3") in height. Seed can also be started indoors 8 weeks before planting out. Germination is quick, occurring in 5-10 days at a temperature of 21°C (70°F). Grow on at 13-16°C (55-60°F). Pinch out growing points on young plants to stimulate bushy growth. Harden off plants then transplant outside after the danger of frost has passed. A good plant for sunny, dry areas.

5200 ■ AURANTICA HYBRIDS

Approx. 250 sds/pkt. Also known as Cape Marigold. Pretty, single daisy-like flowers in shades of orange, buff and yellow are held above fuzzy, silver grey foliage. They are often used as a ground cover or in the annual border. A prolific bloomer once flowering starts. Plants grow to about 45 cm (18") in height. Pkt \$2.19; 25g \$21.55; 125g \$61.85

Dianthus (*Dianthus chinensis*)

850 seeds/gram. For early flowering, it is best to start this plant indoors in March. Sow seed in a soilless medium 3 mm (1/8") deep. Germination takes 10 days at a temperature of 21°C (70°F). Grow-on under lights at a cooler temperature of 10-13°C (50-55°F) then harden off and transplant outdoors in mid to late May. Direct seeding can be done in mid to late May. Thin seedlings to 25 cm (10") apart when they reach 5-8 cm (2-3") in height. Plants do best in full sun.

5205 ■ DOUBLE MIXED

Approx. 400 sds/pkt. Also known as Chinese Pink/Indian Pink. Heirloom. An old-fashioned favourite with deeply frilled and sweetly scented, double flowers. Tidy, 40 cm (16") plants produce their fragrant flowers in clusters with pinks, reds and white predominating. Extended flowering is encouraged by timely dead-heading. Pkt \$2.19; 25g \$19.95; 125g \$50.95

Eucalyptus (*Eucalyptus spp.*)

1,500 seeds/gram. This easy to grow tender perennial is grown as an annual. Sow seed 6 weeks early indoors about 6 mm (1/4") deep using soilless mix in separate peat pots. Seed will germinate in 10-14 days at 21°C (70°F). Keep growing medium moist during the germination period. Grow on under lights at a cooler temperature of 16°C (60°F) then harden off and transplant outside to the garden or containers after the danger of frost has passed.

5212 ■ BABY BLUE

Perfect as a container plant or grown as a point of interest in the garden. Beautiful silvery blue foliage makes a pretty contrast in fresh or dried flower arrangements. Leaves have a lovely mint or menthol-like fragrance - even after cutting and drying. In one season, plants will usually grow between 60-90 cm (24-36") in height. This very tender perennial (Zones 9-11) is grown as an annual in all of Canada. It can be brought indoors in early fall and is often grown on as a houseplant through the fall and winter. It can then be put back outside with the return of warm weather the following year. Pkt of 15 sds \$3.99

A FACT TO GROW BY

People often ask if we have a retail store and we are pleased to say, yes we do. Our seeds and other gardening supplies are available from the Ontario Seed Home Hardware at 16 King St. S. in Waterloo, Ont. The store is open year round and filled with everything you need to get growing. Items like seeding trays, peat pots/strips, seed starting soils, fertilizers, plant tags, gardening tools and so much more! Store hours are Monday to Friday 8:30 am to 6:00pm and Saturday 8:30 am to 5:00pm. We are closed on Sundays as family time is very important to us.

Euphorbia (*Euphorbia marginata*)

88 seeds/gram. For best results, sow seed outdoors mid-May where plants are to bloom. It does not transplant well, but can be successfully started 6 weeks early indoors using Jiffy Pots with a soilless mix and maintaining a temperature within the medium of 21-22°C (70-75°F) during the 10-14 day germination period. This will limit root shock. Grow on under lights at a slightly cooler temperature then harden off and transplant to the garden after the danger of frost has passed. In the garden, space plants 20-30 cm (8-12") apart in full sun to partial shade.

5215 ■ SUMMER ICICLE

Approx. 20 sds/pkt. A beautiful annual with striking green foliage outlined with white. Native to Mexico and the southern USA. Very rugged, compact, 60 cm (24") plants thrive in full sun to partial shade tolerating heat, drought and poorer soils. Note: When touched, the sap may irritate the skin. Pkt \$2.19; 25g \$32.75

Everlastings

An all-in-one mix for dried bouquets and cut flower arrangements. Sow this mix outdoors in mid-May in a sunny location. Work soil well to loosen it, then spread the seed and cover it lightly with soil. Keep the seeded area moist during the 7-14 day germination period. Thinning is not necessary unless bushier plants are desired.

5217 ■ EVERLASTINGS BLEND

Approx. 350 sds/pkt. A specially selected blend of annual flowers and grasses and tender perennials that are easy to grow. These varieties are colourful in the garden and dry nicely for use in flower arrangements in the home. Our everlastings blend includes, but is not limited to, African Daisy, Bachelor Buttons, Bells of Ireland, Calendula, Gomphrena, Gypsophila, Lunaria, Scabiosa, Statice Art Shades Mix, Russian Statice, Strawflower, Angels Hair, Briza-Quaking Grass, Bunny Tails. Pkt \$2.19; 25g \$16.40



BABY BLUE

ORDER ONLINE AT
WWW.OSCSEEDS.COM



EVERLASTINGS BLEND



FLOWERING CABBAGE



ONLY THE LONELY



FOUR O CLOCKS YELLOW

Flowering Cabbage/Kale

(*Brassica oleracea*) 250 seeds/gram. Colourful plants, whose frilly foliage has all the charm and beauty of flowers. Seed can be started indoors in a soilless mix 6 weeks early. Sow 12 mm (1/2") deep and keep the temperature around 21°C (70°F). Grow-on under lights at 14°C (58°F) until transplanting outside in mid to late May. Directly seed outdoors in mid-May to mid-June then thin seedlings to 60 cm (24") apart when the plants reach 5 cm (2") in height.

5220 ■ FLOWERING CABBAGE

Approx. 50 sds/pkt. Looks like a miniature cabbage with a stunning mix of wavy-leaved, red and white types. Expect considerable variation in colour and leaf forms. Perfect for the fall and early winter garden. Try inter-planting with garden mums.
Pkt \$2.19; 5g \$15.00

5225 ■ FLOWERING KALE

Approx. 50 sds/pkt. A cabbage-like kale that highlights any garden with its rose or purple coloured, frilly leaves. Taller and wider than our flowering cabbage variety. A must for late season colour in every landscape.
Pkt \$2.19; 5g \$15.00

Flowering Tobacco (*Nicotiana sylvestris*)

27,000 seeds/gram. Start seed indoors in a soilless mix six weeks before the last spring frost. Leave seed uncovered on the surface of the growing medium. Keep at 21-24°C (70-75°F) for approximately 15 day germination period. After germination, grow on under lights at the slightly cooler temperature of 17°C (62°F). Transplant to the garden in mid to late May after the danger of frost has passed; spacing them 45 cm (18") apart.

5227 ■ ONLY THE LONELY

Approx. 100 sds/pkt. This old-school favourite makes a very stately plant in the flower garden. Growing to 150 cm (60") in height. Only The Lonely is an ideal choice for the back of the border in sunny to partially shaded sites. Numerous long, pendulous, white, trumpet shaped flowers hang in clusters from the top of the plant. Flowers have an intoxicating fragrance that is particularly inviting on still, warm summer nights. This plant flowers from mid-summer on and is perfect for extending the flowering period of your garden to the first frost of fall!
Pkt \$2.99

Four O'Clock's (*Mirabilis jalapa*)

10 seeds/gram. Soak seed for a few hours before planting as this may help speed germination. Sow seed directly in the garden in late May and early June about 1 cm (3/8") deep and at least 60 cm (24") from other plants. Thin to 45 cm (18") apart when seedlings are 5-8 cm (2-3") tall. For earlier flowering start seed in a soilless mix indoors, 6 weeks before your last frost. Germination occurs 7-10 days at 21°C (70°F). Grow on under lights at 15°C (60°F) then harden off and transplant out to the garden in late May to early June in an area with full sun or a slightly shaded site.

5230 ■ MARVEL OF PERU

Approx. 30 sds/pkt. Very bushy, vigorous plants growing to 60 cm (24") in height. Bright, clear flowers of white, red, yellow, rose and lilac open later in the day although they will open somewhat earlier on cloudy days. Flowers are fragrant and attractive to butterflies, hummingbirds and bees. Due to their size and bushiness, Four O'Clocks are quite suitable as an informal flowering hedge. Plants produce tubers that often grow large enough to be lifted and stored over the winter much like dahlias. The tubers can be replanted the following spring after the danger of frost has passed. Four O' Clocks are prolific bloomers and often self sow.
Pkt \$2.19; 25g \$9.65; 125g \$27.85; 500g \$76.40

Enjoy these hard to find individual colours:

5235 ■ FOUR O CLOCKS YELLOW

Pkt \$2.19; 25g \$9.65; 125g \$27.85; 500g \$76.40

5240 ■ FOUR O CLOCKS ROSE

Pkt \$2.19; 25g \$9.65; 125g \$27.85; 500g \$76.40

Gaillardia (*Gaillardia pulchella*)

600 seeds/gram. A wonderful pollinator plant and easy to grow. Best directly sown outdoors in a sunny location. Sow seed 6 mm (1/4") deep from mid-May to early June. Thin established plants to 20-30 cm (8-12") apart. For earlier flowering, seed can be started indoors in a soilless mix 4-6 weeks before planting out. Sow seed at 6 mm (1/4") and at a temperature of 20°C (68°F), they will germinate in 7-14 days. Grow on under lights at a cooler temperature of 14°C (58°F) before hardening off and transplanting to a sunny site in the garden, after the danger of frost has passed.

5245 ■ PICTA DOUBLE MIXED.

Approx. 175 sds/pkt. A fully double mixture with well-rounded flower heads that can grow up to 12.5 cm (5") across. Plants grow to 40 cm (16") in height and produce bold, brightly coloured flowers from summer through to early autumn. This gaillardia is a variable short-lived perennial noted to be hardy to Zone 5, but best treated as an annual. Plants may self sow but it is not invasive.
Pkt \$2.19; 15g \$17.45

MARVEL OF PERU



FLOWERING KALE



PICTA DOUBLE MIXED



FOUR O CLOCKS ROSE



SUNSHINE
HYBRIDS
MIXED



CORAL



MIXED



ORANGE



PINK



AZALEA
FLOWERED

Gazania (*Gazania x hybrid*)

400 seeds/gram. Gazania loves high temperatures and full sun. Sow seed outdoors 6 mm (1/4") deep in early to mid-May. Thin seedlings to 20 cm (10") apart when the plants are 2.5 cm (1") in height. For an earlier start to flowering, sow seed indoors in a soilless mix 7-8 weeks before the last frost date. Germinates in 10-14 days at 21°C (70°F). Grow on under lights at a cooler temperature of 15°C (60 F) then harden off and transplant outside after the danger of frost has passed.

5250 ■ SUNSHINE HYBRIDS MIXED

Approx. 150 sds/pkt. Brilliantly coloured, eye-catching, daisy-like flowers that are perfect for hot, dry, sunny sites. Decorative silvery foliage compliments the dazzling blooms! Intense shades of orange, gold, yellow, russet and white as well as gorgeous bicolours make quite a statement! Blooming slows during excessively hot and damp, humid weather but bounces back when conditions moderate. At 30 cm (12") in height, these plants are great for containers or gardens. Tender perennial treated as an annual in Zone 8 and lower.
Pkt \$2.99; 1g \$15.00

Hybrid Geraniums (*Pelargonium x hortorum*)

These sun loving garden favorites are easy to grow and ideally suited for window boxes, planters or sunny borders. Bring inside late fall and winter over as houseplants. Easy to grow and trouble free. Start seed indoors in a soilless mix in late January/early February. Sow 6 mm (1/4") deep and keep at 21-24°C (70-75°F) for the 14 to 21 day germination period. After germination, grow-on under lights at a cooler temperature range of 15-18°C (60-65°F). Transplant month-old seedlings to 10 cm (4") pots. Harden off young plants before transplanting outside to a sunny spot after all danger of frost has passed. Space plants 45 cm (18") apart in the garden.

Maverick Series

Great garden performers for earliness, uniformity and consistent performance! These early blooming multi-branched plants are loaded with delicate, rounded, 12-16 cm (5-6") vibrantly coloured flowers on deep green zonal leaved plants. Matures to a garden height of 35-40 cm (14-16"). Blooms from early summer to killing frosts.

5265 ■ CORAL
5280 ■ ORANGE
5290 ■ RED
5300 ■ SCARLET
5310 ■ WHITE

Pkt of 10 sds \$3.99 each.

5275 ■ MIXED
5285 ■ PINK
5295 ■ SALMON
5305 ■ VIOLET

5315 ■ HARDY GERANIUM (SANGUINEUM)

Brilliant rosy-purple flowers 5 cm (2") across are produced from June through to September. The mound shaped plants have bright green foliage and grow to a height of 45 cm (18"). Reputed to be hardy through winters in Vancouver and Victoria, BC. Some gardeners report over wintering success in Zones 5 and 6. Even though this geranium is considered hardy, winter survival is still spotty so we recommend you treat Sanguineum as an annual in most climatic zones of Canada. Sow seed in early January or February about 6mm (1/4") deep for the 14-21 day germination period. Grow on at cooler temperatures of 15°C (60°F). Transplant outdoors after danger of frost has passed. Choose a full sun to partially shaded location.
Pkt of 10 sds, \$3.99

Godetia (*Godetia whitneyi*)

1,800 seeds/gram. Grows much like Clarkia. Sow seed outdoors in mid-May and once or twice more at two week intervals. Plant seed 3 mm (1/8") deep and keep the soil from drying out during the 7-14 day germination period. Thin seedlings to 25 cm (10") apart when they are 10 cm (4") high.

5325 ■ AZALEA FLOWERED MIXTURE

Approx. 400 sds/pkt. In the cool temperatures of late spring and early summer, the bushy mound-shaped, 30 cm (12") tall plants are almost completely covered with 2.5 cm (1") pretty double flowers. Colours include white, pink, red, purple and mauve to name a few. Flowering will tail off somewhat through the heat of summer but will still carry on until well into late summer.
Pkt \$2.19; 25g \$32.00

Gomphrena (*Gomphrena globosa*)

350 seeds/gram. Also known as Globe Amaranth. Sow seed outdoors in May in a sunny location. Just cover the seed with soil. We suggest soaking the seed for 24 hours prior to planting. Thin to 45 cm (18") apart. For earlier flowering seeds can be sown indoors in a soilless mix 6 weeks before planting out. Germination will occur in 10-14 days at 21°C (70°F). Grow on under lights at a cooler temperature range of 15-18°C (60-65°F) then harden off and transplant out to a sunny spot after the danger of frost has passed.

5330 ■ MIXED COLOURS

Approx. 30 sds/pkt. A dwarf, everlasting with attractive, small, ball-shaped, clover-like blooms. Perfect for rock gardens and borders. Flowers are white, pink, rose and red shades and are long lasting both in the garden and when dried. Thrives in both hot weather and poor soil. Butterflies are often attracted to the flowers. It is best to harvest flowering stems at the onset of blooming if your intention is to dry them as 'everlastings', as older flowers often fall apart after drying. Height 45-60 cm (18-24").
Pkt \$2.99; 25g \$25.20



HARDY
GERANIUM



RED



SALMON



SCARLET



WHITE



MIXED COLOURS



**BIRDHOUSE/
BOTTLE**



SPECKLED SWAN



ORNAMENTAL MIXED



LUFFA



MARINE

Gourds (*Cucurbita* spp.)

Ornamental Gourds are a hot weather crop. They need full sun and deep, rich, well drained, organic soil with a pH of 5.5 to 6.5. Before planting, work in lots of compost. Directly plant seed outdoors in late May to June, 2.5 cm (1") deep in hills 2.4 m (8') apart with 4-6 seeds per hill. After germination, thin to 3 plants per hill. Seed can be started indoors 3 weeks before the planting out date. They do not transplant well. Use paper or fibre pots that can be set directly in the soil. Protect mature fruits from frost and cold temperatures. How to prepare gourds for making birdhouse: Harvest gourds after the vine has withered but before frosts occur. Leave a portion of the stem attached. Before starting the curing process wash the gourd with a sterilizing solution of 1 part bleach to 10 parts water. Hang the gourds in a warm spot or lay them out on newspaper (turning them frequently). Curing can take anywhere from 3 to 6 months. Sometimes gourds develop surface mold as they dry - this is neither uncommon, nor unexpected. If mold does show, wash the gourds with the same sterilizing solution as before. Throw out gourds that wrinkle or develop soft spots during the curing process. Once the gourd rattles, when given a good shake, it is ready.

- 5335 ■ BIRDHOUSE/BOTTLE**
- 5336 ■ SPECKLED SWAN**
- 5337 ■ CAVEMANS CLUB**
- 5340 ■ CROWN OF THORNS**
- 5345 ■ LUFFA**
- 5355 ■ ORNAMENTAL MIXED**

All Gourds above - Approx. 10-11 sds/pkt.
Pkt \$2.19; 125g \$32.90; 500g \$96.45

**ORDER ONLINE AT
WWW.OSCSEEDS.COM**

Gypsophila (*Gypsophila muralis*)

6,900 seeds/gram. Long lived, bushy plants bathed in a cloud of white. While seed can be started early indoors, sowing directly outdoors starting in early May and then every two weeks until July works very well for providing continuous blooms through the summer. Sow seed in a sunny area 3 mm (1/8") deep and thin young plants to 30 cm (12") apart. Indoors, sow seed in a soilless mix during March. Seed generally germinates in 7-14 days at 21°C (70°F). After germination grow on under lights at a slightly cooler temperature before hardening off and transplanting to the garden after the danger of frost has passed. Baby's Breath performs best in calcium rich soil.

5360 ■ COVENT GARDEN

Approx. 1,500 sds/pkt. Also known as Baby's Breath. Beautiful sprays of white, airy flowers about 2 cm (3/4") across, form on these 60-90 cm (24-36") high multi-stemmed plants. The first time you grow Baby's Breath you may find it a bit persnickety. Try it a couple of times to get used to its ways and you will come to love this very useful cut flower. Baby's Breath is an heirloom flower that has also been known through the years as Chalk Plant (a reference to the plants love of alkaline soil). Pkt \$2.19; 125g \$22.75; 500g \$60.80

Heliotrope (*Heliotropium arborescens*)

1,800 seeds/gram. Start seed indoors in a soilless mix 6-8 weeks before the last frost date. Barely cover the seed with the growing medium, water with a fine mist then keep at 21°C (70°F) for 7-14 day germination period. Grow on under lights at a cooler temperature range of 16-18°C (60-65°F). After hardening off, transplant outside after danger of frost has passed spacing plants 30 cm (12") apart. The flowers have an intense intoxicating fragrance. Full sun is best although plants do tolerate partial shade. Plants prefer moist soil. Planting heliotrope next to plants with lime-green foliage creates a stunning visual contrast.

5375 ■ MARINE

Approx. 100 sds/pkt. Heirloom. Look for heavy clusters of sweet, vanilla scented, stunning deep violet-blue flowers on dark green, bushy plants about 30-45 cm (12-18") tall. Great for borders or containers and the flowers are a butterfly magnet. Stunning visual effect when grown with plants that have lime green foliage. Heliotrope is both drought and heat tolerant and deer do not browse them. This member of the borage family definitely deserves more attention. All parts of the plant are poisonous if eaten. Pkt \$2.99; 0.5g \$15.00



CAVEMANS CLUB



COVENT GARDEN



CROWN OF THORNS



ATHENA HYBRID



ORANGE



PINK



PURPLE



RED



IMPERIAL STRAIN

Impatiens (*Impatiens walleriana*)

1,400-2,100 seeds/gram One of the best bedding plants for partial shade. Their bright colours sparkle all summer long right through to the killing frosts of fall. Start indoors in a soil-less mix 8-10 weeks early. Sow on the surface of the growing medium and keep at 21-24°C (70-75°F) for the 10-21 day germination period. Grow on under lights at a cooler temperature range of 15-18°C (60-65°F). Hardening off before transplanting is essential. Plant outdoors in a semi-shady location after the danger of frost has passed. Space plants 20-25 cm (8-10") apart in the garden.

Double Impatiens

5440 ■ ATHENA MIXED

Athena covers the shady garden with double and semi-double blooms of apple blossom, orange, red, bright purple, red-white and orange-white bi-colours. Dark green leaves will bring out the flower colours on these robust plants that reach 30-60 cm (12-24") in height and 45-60 cm (18-24") spread. Flowers steadily until the frosts of fall arrive! Pkt of 20 sds, \$3.99

Imara Impatiens

TAKE BACK THE SHADE! Stronger and more resistant to powdery mildew than ever before, Imara Impatiens are bringing back your favourite bedding plant. Enjoy summer long performance from these robust plants. Ideal for moderate sun locations and perfect for shaded gardens rain or shine. Blooms all summer long, surviving until first frost.

5445 ■ ORANGE

5455 ■ PURPLE

5465 ■ ROSE

5475 ■ WHITE

Pkt of 20 sds, \$3.99

5450 ■ PINK

5460 ■ RED

5470 ■ SALMON SHADES

5480 ■ MIXED

Dwarf Hybrid

5550 ■ CHOICE MIXED F2 HYBRID

An economical mix for larger mass plantings, containers or hanging baskets. Compact, 25 cm (10") tall plants in a full colour range. Pkt of approx. 35 sds \$2.99; 1g \$26.55

New Guinea Impatiens

(Impatiens hawkeri)

5562 ■ FLORIFIC SWEET ORANGE

600 seeds/gram. AAS Award Winner. Perfect for brightening gardens or patio containers in partial to full shade all summer long. Naturally branching plants are loaded with large, uniquely bicolored flowers in shades of light salmon to deep orange. Matures to 60 (24") height and 45 cm (8") width to quickly fill beds and are perfect for planting 'en masse. Pkt. of 10 sds. \$3.99

Larkspur (*Consolida ambigua*)

325 seeds/gram. Grown for its elegant flower spikes, it's perfect for cut flower arrangements. It's best to plant this variety directly outdoors in a sunny area, as it does not transplant well. Sow seed in late April or early May 3, mm (1/8") deep, keeping the seedbed moist during the 14 day germination period. Thin the seedlings to 20 cm (8") apart.

5565 ■ IMPERIAL STRAIN

Approx. 250 sds/pkt. Vigorous, basil branching plants with unusually long stems and large double florets spaced closely together. Shatter resistant blooms come in lovely, clear colours including dark blue, pink shades, white and more. Towering plants to 90 cm (36") high make an impressive statement for the back of the border. May self-sow and establish persistent stands. In Zones 5 and 6; directly sowing in mid to late April produces excellent results. Pkt \$2.19; 25g \$22.65

Lavatera (*Lavatera trimestris*)

115 seeds/gram. A very showy tender perennial has flowers reminiscent of hibiscus. Lavatera is also known as Rose Mallow. Beautiful pink hibiscus-like blooms up to 7 cm (3") across cover these bushy, multi-branched plants all summer long and well into fall! Prefers full sun but will tolerate partial shade and makes its best growth in cooler weather. In regions with very hot summers, we suggest successive sowings every two weeks to help maintain continuous blooming. Avoid transplanting after establishment, as Lavatera roots form extensive tangled networks. It will sometimes overwinter in Zone 6 but is grown as an annual in most of Canada. Sow seed directly in the garden in early to mid-May about 3 mm (1/8") deep. Thin seedlings to at least 30 cm (1') apart. For a jump on the season, seed can also be started indoors in a soilless mix 6 weeks before planting out. Seed will germinate in approximately 7 days at 21°C (70°F). Grow on under lights at a cooler temperature of 15°C (60°F), then harden off and transplant out in late May. Plants can grow to 60 cm (24") tall with an equal spread.

5575 ■ LOVELINESS (PINK)

5580 ■ MONT BLANC (WHITE)

5570 ■ MIXED COLOURS

Pkt of approx. 50 sds \$2.19; 25g \$21.35

ANNUALS FOR FRAGRANCE

Although Sweet Peas remain one of the most fragrant of today's flowers there are many others that will spice up your garden.

Carnation →→→	Four O'Clock
Heliotrope →→→	Lavender
Mignonette →→→	Nasturtium
Nicotiana →→→	Snapdragon
Stocks →→→	Sweet Pea
Sweet William →→→	Wallflower



CHOICE MIXED F2 HYBRID



ROSE



SALMON SHADES



WHITE



MIXED



FLORIFIC SWEET ORANGE



LOVELINESS



MONT BLANC



MIXED COLOURS



MARVEL II GOLD



MARVEL II ORANGE



MARVEL II YELLOW

Livingston Daisy (*Claretum bellidiforme*)

800 seeds/gram. A heat loving, succulent ground cover that thrives in poor soils and on little TLC. Sow seed 3 mm (1/8") deep and 2.5 cm (1") apart directly outdoors in a sunny, well drained site in mid to late May. Thin plants to stand 15 cm (6") apart in the garden. Seed can also be started early indoors in a soil-less mix 10 weeks before last frost date. Keep at 16-19°C (60-66°F) for the 14-30 day germination period. Grow on at slightly cooler temperatures. Gradually harden off tender plants to outdoor conditions before transplanting into the flower bed.

5583 ■ LIVINGSTON DAISY

A beautiful, low growing succulent, filled with brilliant daisy-like blooms 2.5 cm (1") across that provide a carpet of colour all summer long. Perfect for the hottest, driest spots in the garden. Matures to 10-15 cm (4-6") in height and loves full sun!

Pkt of approx. 350 sds, \$2.99

GOLDEN YELLOW LUPINE



Lobelia (*Lobelia erinus*)

35,000 seeds/gram. One of the best accent plants for hanging baskets or rock gardens. Easy to grow in full sun to partial shade. Sow 8 weeks early, uncovered on the surface of the soil-less growing medium. Moisten by misting or bottom watering. Keep at 24°C (75°F) for the 20-25 day germination period then grow on under lights at a cooler temperature of 15°C (60°F).

5585 ■ CASCADE MIX

Approx. 500 sds/pkt. A full colour range of pinks, reds, purples, white, blues and lilac that will tumble out of containers and hanging baskets. Flowers are small at 2.5 cm (1") across but there are plenty of them. Germination is some-times slow but you will be rewarded with an eye-catching, multi-coloured spectacle. Mature to 10 cm (4") in height. Pkt \$2.19

5595 ■ TRAILING SAPPHIRE

Approx. 500 sds/pkt. A charming cascading lobelia filled with cool deep blue flowers with white eyes. A perfect addition to any mixed container or hanging basket! Pkt \$2.19

Lupine (*Lupinus luteus*)

40 seeds/gram. Annual. Sunny columns of bright golden yellow flowers, easy to grow in full sun to partial shade. Valued for their ability to flourish in sandy, nutrient-poor soils and cooler summers. Has a strong tendency to self-seed. Start 4-6 weeks early indoors or direct garden sow mid to late May. Soak seed for a few hours before sowing or scarify with a file or sandpaper to allow moisture to penetrate their hard seed coat.

5598 ■ GOLDEN YELLOW

Bold, spiky blooms of brilliant golden yellow from late spring to early summer. This pollinator attractor will shine in any annual garden or wildflower planting. Mature garden height of about 60 cm (2'). A bee and butterfly favourite! Pkt of 20-25 sds, \$2.19; 25g \$33.40; 125g \$70.00

Marigolds (*Tagetes spp*)

300 seeds/gram. These incredibly radiant, easy to grow annuals can be directly seeded in the garden in mid to late May or started early indoors. Sow 6 mm (1/4") deep, watering as necessary until germination occurs in roughly 7 days. Thin or transplant the seedlings to 20 cm (8") apart when they are 5-8 cm (2-3") tall. For earlier blooms, start seed indoors in a soilless mix 6 weeks before planting out time. Keep at 21°C (70°F) for the 7 to 10 day germination period, then grow on under lights at a slightly cooler temperature before hardening off and transplanting to a sunny site in the garden. We suggest removing spent flowers to help encourage continuous blooming.

Marvel II Hybrid (*African type.*)

Great for mass plantings with their spectacular show of tightly formed, 15 cm (6") double blooms. Uniform plants with strong stems and bright green foliage, average 35-40 cm (14-16") height. Detailed seed.

5600 ■ MARVEL II GOLD

5601 ■ MARVEL II ORANGE

5602 ■ MARVEL II YELLOW

5603 ■ MARVEL II MIXED

Pkts of 20 sds, \$3.99; 100 sds \$12.10; 500sds \$33.10

Antigua Hybrid (*Dwarf African type.*)

A compact version of the Marvel series, with naturally dwarf branching habit. Fully double 7.5 cm (3") flowers fill the neat, compact 25 cm (10") plants. Perfect for low borders or containers. Detailed seed.

5615 ■ ANTIGUA GOLD

5620 ■ ANTIGUA ORANGE

5625 ■ ANTIGUA PRIMROSE

5630 ■ ANTIGUA YELLOW

5635 ■ ANTIGUA MIXED

Pkts of 20 sds, \$3.99; 100 sds \$12.10; 500sds \$33.10



LIVINGSTON DAISY



CASCADE MIX



TRAILING SAPPHIRE



MARVEL II MIXED



ANTIGUA PRIMROSE



ANTIGUA YELLOW



CRACKERJACK



PETITE YELLOW



SPARKY



SENSITIVE PLANT



SWEET SCENTED

Tall Marigold

5640 ■ CRACKERJACK

Approx. 35 sds/pkt. Very popular open pollinated African type with huge 10-12 cm (4-5"), cannonball-shaped flowers in brilliant shades of yellow and orange. Plants grow from 60-90 cm (24-36") tall. Ideal for mass plantings at the back of the border!

Pkt \$2.19; 25g \$33.40; 125g \$70.10

French Marigolds

More compact and bushier than African types. Perfect for edgings and low border planting.

5605 ■ DURANGO OUTBACK MIX

Approx. 35 sds/pkt. Compact, bushy plants are loaded with tons of double blooms, 5-7 cm (2-3") across. Extra strong stems and great branching habit plus an excellent tolerance to summer heat. Festive colours include; red tipped yellow Bolero accents, deep reds, rich yellows and tangerine.

Pkt \$2.19; 100 sds \$9.15

5645 ■ YELLOW TREASURE

Approx. 35 sds/pkt. Very uniform, bright, lemon-yellow, double blooms sit high atop 45-60 cm (18-24") plants. Extremely prolific and weather tolerant!

Pkt \$2.19; 25g \$33.40; 125g \$70.10

5650 ■ DWARF FRENCH PETITE MIXED

Approx. 35 sds/pkt. Fully crested, double flowers only 2.5 cm (1") across literally cover these bushy 15 cm (6") high plants. Flowers come in a full range of oranges, mahogany shades, reds and yellows.

Pkt \$2.19; 25g \$46.75; 125g \$76.40

5655 ■ PETITE YELLOW

Approx. 35 sds/pkt. Fully crested, pure yellow, double flowers only 2.5 cm (1") across on bushy 15 cm (6") high plants.

Pkt \$2.19; 25g \$46.75; 125g \$76.40

5665 ■ SPARKY

Approx. 35 sds/pkt. Larger than the petites at 20-25 cm (8-10") tall with bigger flowers too! A striking combination of gold blooms highlighted with a blazing red. Early and continuous flowering.

Pkt \$2.19; 25g \$46.75; 125g \$76.40

Mignonette (*Reseda odorata*)

780 seeds/gram. Quiescent blooms possess an intoxicating fragrance. Sow seed directly outdoors 3 mm (1/8") deep in a fine organic soil from mid-May to mid-June. Space plants 10-15 cm (4-6") apart, when they are 8 cm (3") high. Can also be started 8 weeks earlier indoors. Germination takes 1-3 weeks. To take full advantage of the fragrance, plant mignonette near windows, decks and patios.

5720 ■ SWEET SCENTED

Approx. 500 sds/pkt. Heirloom. Produces 45 cm (18") tall plants with trusses of creamy salmon-white blooms that produce the overwhelming fragrance that Mignonette is known for. It's also a great pollinator plant that bees love. Performs best in partial shade and in alkaline soil, pH 6-7.5.

Pkt \$2.19; 25g \$19.30

A FACT TO GROW BY

When Marigolds are planted outdoors in early spring their foliage can turn a soft burgundy colour. The cool temperatures inhibit the uptake of phosphorous, an essential plant nutrient. As the soil and air warms, the foliage will eventually lose the dark tinge and turn green.

The spicy, pungent aroma of marigolds is reputed to repel insects in the garden - it's a form of natural insect repellent to control nematodes. For this reason many gardeners plant them around their vegetable gardens. How effective is it is still a topic of many backyard conversations.

Mimosa (*Mimosa pudica*)

150 seeds/gram. Also known as Sensitive Plant. Sow seed indoors, 3 mm (1/8") deep in a fine, almost sandy mix. Keep the temperature of the growing medium at 26°C (80°F) for the roughly 15 day germination period. After germination, grow on under lights at a cooler temperature of 18°C (65°F). Plants do best indoors in a brightly lit spot with lots of indirect sunlight and away from any cool/cold drafts. When grown outdoors, they thrive at temperatures at or above 26°C (80°F) and in high humidity. Fertilize every two weeks through the summer with half strength water soluble fertilizer high in potassium (such as a tomato fertilizer).

6070 ■ SENSITIVE PLANT

Approx. 45-50 sds/pkt. The fern-like leaves of this plant fold up when either blown on, or touched, then reopen a short time later. If you listen carefully, you will hear a whispering noise accompanying their closing. The flowers, which occur more often with plants grown outdoors in summer are pink or purple fluffy globe shaped balls. Very tender perennial, hardy to Zone 9, hence it is grown as either an annual outdoors in summer or as a houseplant only venturing outside in the height of summer. Matures to 25 cm (10") height.

Pkt \$2.19; 15g \$15.70

Monarda (*Monarda citriodora*)

1,800 seeds/gram. Also known as lemon bee balm or purple horsemint. Vigorous blooms with a wildflower look that are edible and exceptionally spicy. Start indoors in a soilless mix 8 weeks before planting out in late May or early June. Leave seed uncovered, water carefully and maintain 22°C (72°F) for the 10 day germination period. Grow on under lights at a cooler temperature of 14°C (58°F) before hardening off, then transplanting outside after the danger of frost has passed. Choose a sunny site and space plants 25 cm (10") apart.



DURANGO OUTBACK MIX



YELLOW TREASURE



DWARF FRENCH PETITE MIXED



LEMON MINT



CRIMSON RAMBLER



DACAPO
LIGHT BLUE



MILKY WAY



MIXED COLOURS



PEARLY GATES

5725 ■ LEMON MINT

Approx. 500 sds/pkt. Lavender-white flowers are produced in whorled clusters at the top of strong, 60 cm (24") high stems. Both the leaves and flowers release a delightful lemon fragrance when bruised. The nectar in the flowers is very attractive to bees, butterflies and hummingbirds. Pkt \$2.99; 25g \$9.15

Moonflower (*Calonyction spp.*)

4 seeds/gram. A beautiful climber for trellis and archways. Moonflower does not transplant well, so direct garden sowing is preferred. Soak seeds overnight to hasten germination. Sow seed 2 cm (3/4") deep in a sunny location. In poor, sandy soils vines benefit from fertilization. If the soil is naturally rich, apply fertilizer only when you notice reduced vigour or foliage quality is suffering. Over fertilization reduces blooming. In short season areas, seed can be started indoors about 8 weeks before last frost date. Use Jiffy 7's or peat pots and a soil-less mix. By planting the whole container, you don't disturb the roots when transplanting.

5755 ■ MOONFLOWER

Approx. 15 seeds/pkt. A robust climber, filled with beautiful, fragrant, pure white flowers up to 12.5 cm (5") across. Flowers open quickly during the night and last through to mid to late morning. Each flower only lasts for a short time, but once flowering starts it continues right through to late summer and fall in milder zones. Quick growing vines will readily wrap themselves around any decent support. Pkt \$2.99; 125g \$34.60

Morning Glory (*Ipomoea tricolor*)

25 seeds/gram. Enjoy stunning blooms from these showy climbers all summer long along a fence or trellis. Easy to grow in full sun and average soil. Soak seed overnight before sowing directly in the garden in mid to late May, 6 mm (1/4") deep and 7.5 cm (3") apart. Thin to 15 cm (6") apart when the vines are 7.5 cm (3") tall. Morning Glories don't transplant well so there is no real advantage to starting seed earlier indoors. Vines may grow up to 4 m (13') long. Prefers moist, well drained soil. In naturally rich soil, fertilize only if you notice a lack of vigour or poor foliage quality. In poor soils, vines benefit from frequent, dilute fertilizer applications. Avoid high nitrogen fertilizers as this leads to rampant vegetative growth at the expense of flowering. Approx 25-30 sds/pkt for all varieties.

5730 ■ CRIMSON RAMBLER

Deep crimson-red with a contrasting white throat. Absolutely stunning! Pkt \$2.19; 125g \$32.00

5735 ■ DACAPO LIGHT BLUE

Exquisite, creamy white/light blue flowers with a soft purple vein and creamy white throat. Pkt \$2.19; 125g \$32.00

5740 ■ FLYING SAUCERS

Clear soft white flowers, marbled with sky blue and purple swirls. Pkt \$2.19; 125g \$32.00

5745 ■ GRANDPA OTT

Heirloom. Rich purple-blue flowers with darker fuchsia centres. Pkt \$2.19; 125g \$32.00

5750 ■ HEAVENLY BLUE

Heirloom. Pretty, sky blue flowers with soft white throats and lots of them! The largest flowers of all morning glories at 10 cm (4") across. Pkt \$2.19; 125g \$32.00

5765 ■ MILKY WAY

Lovely white blooms with a pale mauve stripe. Pkt \$2.19; 125g \$32.00

5770 ■ MIXED COLOURS

Old-fashioned, smaller types, in shades of white, pink, mauve and purple. Pkt \$2.19; 125g \$32.00

5775 ■ PEARLY GATES

Pure white with a creamy yellow centre. Pkt \$2.19; 125g \$32.00

Nasturtium (*Tropaeolum majus*)

6 seeds/gram. Enjoy their fresh, spicy fragrance and long lasting colour all summer long. Blooms have a peppery taste and are quite popular as a salad garnish. Nasturtiums don't transplant well, so directly sow seed into well drained soil in late May 2.5 cm (1") deep and 5 cm (2") apart, thinning seedlings to 20 cm (8") apart. Seed generally germinates within 12 days. Full sun is preferred. Partial shade is recommended in hot summer areas. To encourage continuous blooming, pick off faded and spent flowers.

5780 ■ DWARF JEWEL

Approx. 25 sds/pkt. Heirloom. Glorious masses of tropical looking flowers are produced well above the foliage on this non-trailing variety. Semi-double flowers are produced in numerous combinations of red, yellow and orange. Plants grow to 30 cm (12") high. Pkt \$2.19; 125g \$21.35; 500g \$55.60

5785 ■ EMPRESS OF INDIA

Approx. 25 sds/pkt. Brilliant, crimson red flowers 5-7.5 cm (2-3") across with a low growth habit of only 30-40 cm (12-16") tall. Makes a great border plant and a sure-fire hummingbird magnet. Pkt \$2.19; 125g \$32.70



MOONFLOWER




FLYING SAUCERS



GRANDPA OTT



HEAVENLY BLUE



DWARF JEWEL



EMPRESS
OF INDIA



OUT OF AFRICA



PEACH MELBA



BABY BLUE EYES



SENSATION MIXED



SUPER SWISS GIANTS



INSPIRE TRUE BLUE

5790 ■ OUT OF AFRICA

Approx. 25 sds/pkt. A trailing variety with mottled, variegated foliage and a nice colour combination of yellow, red, cream and peach-pink flowers. Can be used to hang down over walls, twine its way up a small trellis or let it just ramble over the garden and create a thick carpet of flowers. Reaches 1.5 m (4.5') height.
Pkt \$2.19; 125g \$32.70

5795 ■ PEACH MELBA

Approx. 25 sds/pkt. Uniquely coloured flowers in a blend of primrose-cream flecked with pearly-red markings. Makes for a very striking plant indeed! Plants mature to 25 cm (10") in height.
Pkt \$2.19; 125g \$32.70

5800 ■ TALL CLIMBING MIXED

Approx. 25 sds/pkt. Colourful combination of red, yellow and orange flowers on strong vines reaching 2 m (6') tall. Perfect for walls or fences.
Pkt \$2.19 125g \$21.35; 500g \$55.60

5805 ■ WHIRLYBIRD MIXED

Approx. 25 sds/pkt. Large, spur-less, single and semi-double blooms sit open-faced atop 30 cm (12") high bushy plants. An excellent nasturtium for hanging baskets, rock gardens or flower beds.
Pkt \$2.19; 125g \$32.70

5807 ■ PHOENIX

Approx. 20 sds/pkt. A unique flower type with split petals in fiery shades of gold, orange and red. Beautiful foliage resembles ivy. Compact 30 cm (12") plants.
Pkt \$2.19; 125g \$40.45

A FACT TO GROW BY

Creeping Thyme has a lovely fragrance when cut or walked on and will easily survive moderate foot traffic, making it a great lawn alternative, green driveway planting or hardy rock garden specimen. It performs quite well on sand and areas with little organic matter added. Need an attractive, low maintenance planting for the cottage? This may be it!

Nemophila

Perfect border plants or highlights of the summer garden. Valued for their tolerance of a wide range of growing conditions, ability to grow in sun or partial shade and ease of sowing. Sow seed directly outdoors in early to mid-May in a sunny to partially shaded area. Barely cover the seed with soil. Keep the seeded area evenly moist through the 14 day germination period. Thin the plants to 15 - 20 cm (6 to 8") apart when they are 5 cm (2") tall. *Nemophila* also grows well in containers. Restrict the size of pots as it prefers a crowded root system. When container grown, they are best kept in partial shade. For earlier summer flowers, start seed indoors in a soilless mix in mid-March at 16°C (60°F). Cover seed with a light sifting of soil.

5820 ■ BABY BLUE EYES (*Nemophila menziesii*)

3,000 seeds/gram. Approx. 200 sds/pkt. Heirloom. These tidy 20 cm (8") high plants are covered in a cloud of cup-shaped, sky blue flowers that persist right through the summer. Mildly fragrant at night. A perfect border plant that only stops flowering when the killing frosts of fall arrive! This common wildflower of California, resents transplanting, so directly seeding to the garden is recommended.
Pkt \$2.19; 125g \$32.45

6920 ■ FIVE SPOT (*Nemophila maculata*)

3,000 seeds/gram. Approx. 200 sds/pkt. Heirloom. These tidy 20 cm (8") high plants are covered in a cloud of cup-shaped, sky blue flowers that persist right through the summer. Mildly fragrant at night. A perfect border plant that only stops flowering when the killing frosts of fall arrive! This common wildflower of California, resents transplanting, so directly seeding to the garden is recommended.
Pkt \$2.19; 25g \$9.25; 125g \$32.45

Nicotiana (*Nicotiana alata*)

6200 seeds/gram. Also known as Flowering Tobacco, it's one of the moist fragrant annuals, releasing a sweet scent in the early evening. Start seed 6 to 8 weeks early indoors in a soilless mix leaving them uncovered on the surface of the growing medium. As the seed is minuscule, take care when sowing. Carefully water the growing medium with a mister. Germination will normally occur at 24°C(75°F) in 15 days. Grow on under lights at 17°C(62°F), gradually raising the temperature to 23°C(73°F). Harden off and transplant outside after the danger of frost has passed. Seed can also be sown directly in the garden in mid to late May. Outdoors, the soil mix should be finely pulverized and well enriched in order to produce tall plants with large flowers. Space plants 30-45 cm (12-18") apart in the garden. Keep well watered during periods of drought.

5825 ■ SENSATION MIXED

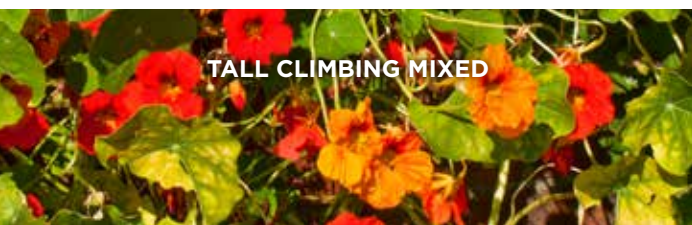
Approx. 500 sds/pkt. Scarlet, crimson, rose, lavender and yellow flowers predominate in this nicely balanced mix. Unlike older *Nicotiana* varieties, the star-shaped flowers stay open all day long. Spectacular plants grow to 60-90 cm (24-36") in height. Easy to grow in partial shade to full sun.
Pkt \$2.19; 25g \$23.70

Nigella (*Nigella damascena*)

385 seeds/gram. Pretty in the garden and loved by bees and butterflies! Select a sunny site and direct sow this annual in early May, planting the seed 3 mm (1/8") deep. Sow a second crop 3 weeks later for all summer long flowering and lovely cutflowers. Thin seedlings to 30 cm (12") apart when they are 7.5 cm (3") tall.

5835 ■ LOVE-IN-A-MIST

Approx. 125 sds/pkt. Heirloom. A popular, old-fashioned annual that paints a pretty picture in the garden or as a cutflower. Gorgeous, cornflower blue flowers have a delicate, feathery fringe. Grows to 45 cm (18") tall.
Pkt \$2.19; 25g \$20.60



TALL CLIMBING MIXED



WHIRLYBIRD MIXED



PHOENIX



LOVE-IN-MIST



SUGAR DADDY



ALL DOUBLE GLORIOUS MIXED



DOUBLE CASCADE BURGUNDY



PICOBELLA MIXED



CELEBRITY YELLOW



DWARF BEDDING MIX

Pansy (*Viola wittrockiana*)

700 seeds/gram. One of the best known and most useful flowers, blooming long before most annuals. At their colourful best in early spring and in beds, borders and containers. With a little TLC, they'll provide a continuous show of colour right through to late fall. Tolerant of full sun to partial shade. Sow seed directly outdoors in early fall or spring. Well drained soil is best in full sun to partial shade. Lightly cover the seeds with soil. Thin or transplant seedlings to a spacing of 20 cm (8") apart in the garden. Seed can also be started inside in a soil-less mix in late February or early March. Germinates at 24°C(75°F) in about 16 days. After germination, grow on under lights at a cooler temperature of 10°C(50°F), then harden off and transplant outdoors in early May.

5885 ■ SUPER SWISS GIANTS

Approx. 125 sds/pkt. Extra large, 8-10 cm (3-4"), brightly coloured, gracefully waved, flat-faced blooms in combinations of mahogany, purple, orange, yellow, deep blue and creamy white. Flowers have a thick, velvety texture with smiling faces or artistic brown blotches. They're edible too and look great in tossed salads. Matures to 20 cm (8") in height. Pkt \$2.99; 5g \$19.30; 25g \$55.15

5890 ■ INSPIRE TRUE BLUE

Glamorous large blue flowers 6-7.5 cm (2-3") with tiny yellow eyes fill these compact 17.5 cm (7") plants and look outstanding in planters or flower borders. Stays tight and uniform all summer long. Pkt of 20 sds \$2.99; 100 sds \$12.70

Petunia (*Petunia x hybrida*)

8,500-10,000 seeds/gram. Excellent choice for beds, borders and containers! Blooms early summer in sun or partial shade. Start seed indoors in a soil-less mix 8-12 weeks before outdoor planting. Leave seed uncovered on the surface of the growing medium. Pelleted seed must be lightly misted after sowing until the seed coating dissolves completely or germination may not occur at all. Apply bottom heat to keep the growing medium temperature at 25°C (77°F). Plant out in a sunny spot in late May. Space plants 25 cm (10") apart in the garden.

Grandiflora Hybrids

5927 ■ SUGAR DADDY

Beautiful trumpet shaped, 10-12 cm (4-5") purple flowers with pronounced darker veins bloom early summer to fall on these very robust, compact 25-38 cm (12-15") plants. Excellent disease resistance, weather tolerance and overall garden performance! Pkt of approx. 25-30 sds. \$3.99

Super Cascade Series

Huge 12 cm (4-5") wavy flowers and plenty of them! Early to bloom, compact branching habit and superior garden or hanging basket performance. Plants mature to 25-38 cm (10-15") height.

5895 ■ BLUE

5905 ■ PINK

5915 ■ WHITE

5900 ■ BURGUNDY

5910 ■ RED

5920 ■ MIXED

Pkt of approx. 40 sds \$3.99

Open Pollinated Petunia

6000 ■ DWARF BEDDING MIX

A showy blend of smaller flowered, more dwarf Grandiflora types for larger mass planting or bedding plant sales. Solids, bicolours, veined and picotee flowers all in one blend. Matures to 30-35 cm (12-15") in height. Pkt of approx. 125 sds \$2.19; 2g \$15.00; 25g \$57.75

Double Petunia

Impressive, fragrant, well doubled flowers often up to 10 cm (4") across. Compact mounding plants are quite early flowering with excellent weather tolerance.

5930 ■ ALL DOUBLE GLORIOUS MIXED

An impressive blend of solid and bi-coloured flowers. Pkt. of approx. 40 sds. \$3.99

5950 ■ DOUBLE CASCADE BURGUNDY

Big, burgundy coloured blooms resembling carnations. Pkt of approx. 40 sds, \$3.99

Multiflora Petunia

5940 ■ PICOBELLA MIXED

Ultra-compact petunias with better garden performance, greater vigour, more weather and tolerance. Ideal for mass planting, hanging baskets and containers. Flowers average 2.5 cm (1") across in a blend of seven pretty colours. Pkt of approx. 25 sds \$3.99

5942 ■ CELEBRITY YELLOW

Stunning pure yellow centered flowers fade to a soft creamy edge. Superb outdoor performance, early and extended bloom time and an abundance of 7.5 cm (3") wide flowers. Celebrity aptly describes these uniform 25 cm (10") high plants. Pelleted for ease of handling. Pkt of approx. 25 sds \$3.99

**ORDER ONLINE AT
WWW.OSCSEEDS.COM**



SUPER CASCADE BLUE



SUPER CASCADE BURGUNDY



SUPER CASCADE PINK



SUPER CASCADE RED



SUPER CASCADE WHITE



SUPER CASCADE MIXED



**SHOCK WAVE
WHITE**



**SHOCK WAVE
PINK**



**SHOCK WAVE
PURPLE TIE DYE**



**TIDAL WAVE
SILVER**



DOUBLE SHIRLEY MIXED

Wave Petunias

The authentic TRAILING PETUNIAS. Wave Petunias have set the standard for home garden and landscape performance. Low growing, wide spreading, these incredibly robust plants spread out across big spaces and crawl along and over fences and walls. Impressive as a hedge or ground cover! Pelleted seeds.

Still the best, seed-raised trailing petunias. They require no pinching and a single plant can spread to 1.5 m (4') across and will hug the ground at only 15 cm (6") tall. Colourful 5-7.5 cm (2-3") flowers smother these spreading plants. Excellent as a ground cover, bedding plant, in hanging baskets or patio containers.

- 5975 ■ LAVENDER** **5980 ■ PINK**
5985 ■ PURPLE **5990 ■ CARMINE VELOUR**
 Pkt of 8 seeds \$5.99

Shock Waves

The earliest to flower, spreading petunia. You'll be surprised at how quickly one plant with its masses of 4 cm (1-1/2") flowers can fill a 25 cm (10") basket to over-flowering. These lush, self-cleaning plants with their mounded, spreading foliage recover from rain faster than all other petunias. Height 20-25 cm (8-10"), with a spread of 60-90 cm (24-36").

- 5953 ■ PINK** **5965 ■ PURPLE TIE DYE**
5967 ■ WHITE
 Pkt of 8 sds \$5.99

Tidal Wave

Tallest and most vigorous of the Wave Petunias. Terrific flower power with a more aggressive plant habit. Dense, mounded plants billow with vibrant flowers. Plant height is determined by spacing. The closer together they are, the taller they'll grow. Average height is 40-55 cm (16-22"), farther apart they'll be more ground-cover like in habit spreading up to 1 m (3') wide. Excellent garden performance and recovery from rain so they stay tight and uniform in habit.

- 5995 ■ TIDAL WAVE SILVER**
 Pkt of 8 sds \$5.99

Phlox (*Phlox drummondii*)

500 seeds/gram. Heirloom. Airy, star-shaped sprays of bloom are held high above the foliage for brilliant summer colour. Thrives in full sun to partial shade. Sow seed directly outdoors 3 mm (1/8") deep in late May to a sunny site. Phlox resent transplanting so when starting seed indoors, sow seed in mid-April using Jiffy 7's or peat pots filled with a soilless mix. Keep at 18°C(65°F) for the 15 day germination period then grow-on under lights at a cooler temperature of 14°C(58°F) until hardening off and transplanting outside in early June. Space plants 20 cm (8") apart in the garden.

- 6005 ■ DRUMMOND II MIXED**
 Approx. 200 sds/pkt. A wide range of colours, many with contrasting eyes, burst out from the compact 20 cm (8") tall plants. Individual florets are very large and the colours include rare lavender-blue and deep blue colours, as well as shades of pink, buff, white and more. Plants can spread to 35 cm (14") across. Germination and seedling establishment is improved with high humidity.
 Pkt \$2.19; 25g \$24.15; 125g \$94.50

Poppy (*Papaver Rhoeas*)

7,000 seeds/gram. Heirloom. Very early blooming, upright, spreading plants with large, dazzling flowers and finely cut foliage. Thrives in most soils and light shade to full sun. Sow directly outdoors for best results. Barely cover seed with soil and keep moist through the 5-10 day germination period. They will often reseed themselves their second season.

- 6010 ■ DOUBLE SHIRLEY MIXED**
 Approx. 1200 sds/pkt. Heirloom. Originated about 1880. Soft, crinkled, delicate petals in shades of pink, red and salmon shading to white in the centre. Strong plants, tolerant to heat and drought. Matures to 30-60 cm (12-24") in height. An excellent border plant or cut flower.
 Pkt \$2.19; 25g \$18.70; 125g \$49.90

- 6015 ■ FLANDERS**
 Approx. 1200 sds/pkt. Veterans/Flanders Fields Poppy. Long lasting, brilliant crimson red, single flowers with black centres. Stunning in mass plantings. Drought tolerant plants are self-seeding and deer resistant. Naturalized throughout much of Europe and North America. Plant height, 45-60 cm (18-24") tall.
 Pkt \$2.19; 25g \$18.70; 125g \$49.90

**ORDER ONLINE AT
WWW.OSCSEEDS.COM**



**ORIGINAL WAVE
CARMINE VELOUR**



**ORIGINAL WAVE
PINK**



**ORIGINAL WAVE
LAVENDER**



**ORIGINAL WAVE
PURPLE**



DRUMMOND II MIXED



FLANDERS



DOUBLE MIXED



CHERRY BRANDY



BLUE BEDDER

Portulaca (*Portulaca grandiflora*)

10,000 seeds/gram. Also known as Moss Rose. When the sun is hot and the summer dry, this is the plant you need! When other plants languish, these feisty, low growing, spreading plants thrive, offering brilliant colour all summer long! Start seed indoors in a soil-less mix 8-10 weeks before planting outside in late May. Leave the seed uncovered on the growing medium, apply bottom heat and maintain a temperature of 26°C(79°F) for the 7-14 day germination period. Grow on at the cooler temperature of 18°C(62°F) until hardening off and transplanting outside in late May to a full sun location. Over-watering seems to reduce vigour. Fertilize regularly.

6020 ■ DOUBLE MIXED

Approx. 500 sds/pkt. Super dwarf 12 cm (5") plants are filled with double flowers in a wide range of red, yellow, pink, orange and white flowers. Succulent leaves always look fresh and healthy. Outstanding in rock gardens, beds, endings or as an annual ground cover. Can be directly garden sown in warm soils.
Pkt \$2.19; 25g \$28.90; 125g \$108.15

Rock Garden Mix

An outstanding blend of low growing, heat and drought tolerant annual varieties, especially suited to the dry harsh conditions often found in rock gardens. Sow seed directly outdoors mid to late May. Well drained soil is best in full sun to partial shade. Lightly cover the seeds with soil. Thin or transplant seedlings to a spacing of 20 cm (8") apart.

6030 ■ ANNUAL MIXTURE

Approx. 125 sds/pkt. Our blend includes the following varieties: Aster, Siberian Wallflower, Forget-me-Not, Gilia, Sweet Alyssum, Five Spot, Moss Rose, Catchfly, Nodding Catchfly, Zinnia, English Daisy, Johnny Jump Up, Globe Candytuft, Baby Blue Eyes, Pot Marigold, Mignonette, Rocket Candytuft.
Pkt \$2.19; 25g \$19.90

Rudbeckia (*Rudbeckia hirta*)

3,700 seeds/gram. A robust family of wildflowers that withstand summers heat and drought, better than most. Long flowering, impressive weather resistance and delightful in the garden or as cutflowers. Treat these varieties as annuals, sowing every year. Seed can be started indoors in a soilless mix in mid to late March to early April. Germinates at 21°C (70°F) in 14 to 21 days. Grow on under lights at a slightly cooler temperature before hardening off and transplanting outdoors to a sunny spot. Space plants 30 cm (12") apart in the garden. These varieties grow very quickly from seed and can also be directly sown in the garden in late May/early June.

6032 ■ CHERRY BRANDY

Bright cherry red blooms with dark burgundy to black centres. Flower 5-7.5 cm (2-3") across, bloom all summer long enduring heat and drought. Impressive in the garden or large containers.
Pkt of approx. 15 sds, \$2.99

6033 ■ CHOCOLATE ORANGE

Chocolate-mahogany flowers, up to 10 cm (4") wide, highlighted with beautifully contrasting orange-yellow tips. Blooms profusely from mid-summer to frost. Strong stems, long lasting as bedding plants or cut flowers.
Pkt of approx. 15 sds, \$2.99

Salvia (*Salvia spp.*)

Enjoy brilliant colour all summer long in part shade to full sun. Perfect for beds, borders or containers. Directly garden sow seed at the end of May. Barely cover the seeds with soil and keep soil moist though the 7-14 day germination period. Thin or transplant to 30 cm (12") apart when the seedlings are 5 cm (2") tall. For earlier flowering, start seed indoors in a soil-less mix in late March. Leave seeds on the surface of the growing medium and maintain a temperature of 21-24°C(70-75°F). Grow on under lights at 15°C(60°F) before hardening off and transplanting outside in late May.

6035 ■ BLUE BEDDER

750 seeds/gram. Approx. 25 sds/pkt. Large, intense, violet-blue spikes on bushy 45 cm (18") high plants. Huge visual impact when loaded with flowers. Use as cut flowers, in patio containers or as bedding plants. Drought tolerant, low maintenance and deer resistant.
Pkt \$2.99; 25g \$37.00

6045 ■ ST. JOHN'S FIRE

500 sds/gram. Approx. 75 sds/pkt. Intense, scarlet red blooms contrast beautifully with the dark green foliage. Very early flowering, uniform, compact plants grow to 30 cm (12") tall and are outstanding in mass plantings or pots.
Pkt \$2.19; 25g \$37.00

Scabiosa (*Scabiosa atropurpurea*)

200 seeds/gram. Also known as Pincushion Flower. A wonderful cut flower or back of the border specimen. Sow seed 4-5 weeks early indoors or directly garden sow when soil warms up late May. Select a sunny site with well-drained soil. Barely cover seed with soil and keep moist through the 10-14 day germination period. Thin the seedlings to 30 cm (12") apart when the plants are 5 cm (2") tall.

6060 ■ IMPERIAL GIANTS MIXED

Approx. 130 sds/pkt. Big, slightly irregular ball shaped flowers 5-7.5 cm (2-3") across in a full colour range of blue, white, rose, pink and lavender. Flowers sit atop long, 75 cm (30") stems, making them perfect for cut flower arrangements. Attractive to hummingbirds, butterflies and other pollinators.
Pkt \$2.19; 25g \$17.60; 125g \$56.70



ANNUAL MIXTURE



CHOCOLATE ORANGE



ST. JOHN'S FIRE



IMPERIAL GIANT'S MIXED



MAGIC CARPET



ART SHADES MIXED



TEN WEEKS DWARF



TEDDY BEAR

Snapdragon (*Antirrhinum majus*)

6,300 seeds/gram. Elegant, spiked flowers in a myriad of colours for beds and borders. Performs best in cool weather and flowers through to frost. Select a sunny to partially shaded site outdoors and sow seed 3 mm (1/8") deep from late April through May. Thin or transplant seedlings to 20 cm (8") apart when they are 5 cm (2") tall. For June and July flowers, start seed indoors in a soil-less mix in mid-March leaving the seed uncovered on the growing medium. Germination will occur in 14 days at 21°C(70°F). Grow-on under lights at 15°C(60°F) before hardening off then moving them outside in late May. Heat and disease resistant.

6085 ■ MAGIC CARPET

Approx. 800-1,000 sds/pkt. Miniature, bushy plants are 20 cm (8") tall and covered in a mass of flowers. Ideal for rock gardens and borders. An exciting blend of reds, pinks, yellows and whites! Performs best in cooler weather. May languish during very hot, humid summer weather, then rebound when temperatures moderate. Pkt \$2.19; 25g \$24.15

6090 ■ PANORAMA MIXED

Approx. 800-1,000 sds/pkt. Exceptionally vigorous plants 50-60 cm (20-24") tall with flowers so prolific, the foliage almost disappears! Clear, vibrant colours and a good garden habit make this the recommended variety for mass plantings. Pkt \$2.19; 25g \$24.15

6095 ■ ROCKET HYBRIDS

Approx. 60 sds/pkt. Sensational, tall hybrids for home gardeners! They grow to 90 cm (36") in height and produce long flower spikes with many closely packed florets. This magnificent performer is great for cut flowers too! Fragrance is spicy sweet. Better heat resistance than non-hybrid forms. These are large plants, so give them lots of room. Pkt \$2.99; 500 Seeds \$10.85

Statice (*Limonium spp.*)

300 seeds/gram. Widely used in fresh and dried flower arrangements. Easy to grow and easily dried. Decorticated seeds, (cleaned) to remove clumps and make sowing a breeze. Seed is best sown directly in the garden in mid-May. However, for an early start, it can be sown indoors in a soilless mix 8 weeks early. Sow seed uncovered on the surface of the growing medium. Use Jiffy 7's plantable fibre pots as statice does not transplant well. Moisten by misting or bottom watering and keep at 24°C(75°F) for the 20-25 day germination period. Grow on at 15°C(60°F) until hardening off and transplanting out after the danger of frost has passed. Space plants 45 cm (18") apart in a full sun location. Very tolerant of heat and drought.

6100 ■ ART SHADES MIXED

Approx. 80 sds/pkt. Long, graceful sprays of paper-like flowers are just as pretty in the garden as in a bouquet. A full range of colours, including apricot, blue, yellow, purple and white on 75 cm (30") tall plants. Lasts for months when dried. A favourite of farmer's market flower vendors. Pkt \$2.99; 5g \$16.90; 25g \$54.70

Stocks (*Matthiola incana*)

600 seeds/gram. A garden classic with heavily scented, double flowers that give fragrance and colour to the summer garden. Seed is best started indoors in a soilless mix 6 weeks early. Leave seed uncovered on the surface of the soil-less growing medium. Moisten by misting or bottom watering and keep at 24°C (75°F) for the 20-25 day germination period. Grow-on under lights at 15°C (60°F) before hardening off, then transplant out after the danger of frost has passed. Space plants 30 cm (12") apart in light, sandy soil. Stocks do best in cooler, slightly shaded locations.

6115 ■ TEN WEEKS DWARF

600 seeds/gram. Approx. 175 sds/pkt. Double florets often begin blooming when the plant is only 15 cm (6") tall and continue all season long. Mature plants average 30 cm (12") in height. The intoxicating fragrance emits from flowers in shades of pink, red, mauve and white – a must for every garden! Although a hardy annual by nature, blooms are adversely affected by frosts. Known to self-sow in milder climates. Pkt \$2.19; 25g \$19.30; 125g \$56.70

6120 ■ EVENING SCENTED (*Matthiola bicornis*)

1,250 seeds/gram. Approx. 225 sds/pkt. Very graceful, single, four petaled, lilac coloured flowers open at night to emit their wonderful fragrance. It is particularly noticeable on still summer evenings or after a light shower. Flower stalks are more open than the 'Ten Weeks' variety. Cut back after first flowering for a second flush of colour. Plants grow to 45 cm (18") tall. Pkt \$2.19; 25g \$19.30; 125g \$56.70

Strawflower (*Helichrysum bracteatum*)

1,500 seeds/gram. The best of the everlastings with exceptionally bright colours and strong stems. In late May or early June, sow seed directly outdoors 6 mm (1/4") deep and 5 cm (2") apart then thin to 30 cm (1') apart when the seedlings are 5-7.5 cm (2-3") tall. To produce extra large flowers, remove all but one bud from each flower stem. Strawflower does best in full sun but will tolerate some shade. It also tolerates growing in poor or drier soils.

6123 ■ MIXED COLOURS

Approx. 300 sds/pkt. Heirloom. These old-fashioned flowers are exceptionally bright and colourful in the garden. Flowers average 5-7.5 cm (2-3") across and still make one of the prettiest dried flower arrangements. Upright, branching plants can reach up to 90 cm (36") in height. When harvesting for dried flowers, cut stems before the flowers fully open and hang upside down to dry in a shaded, well-ventilated site. Pkt \$2.19; 125g \$38.15



PANORAMA MIXED



ROCKET HYBRIDS



EVENING SCENTED



MIXED COLOURS



VELVET QUEEN



CHERRY ROSE



THE JOKER



KONG



**COLOUR
FASHION
MIXED**



LEMON QUEEN



**LARGE GREY
STRIPED**

Sunflower (*Helianthus annuus*)

A garden favourite that's fun and easy to grow. Large showy flowers in a fantastic colour range are perfect for every garden. In late May, choose a sunny site with well draining soil and sow seed about 6-12 mm (1/4-1/2") deep and 7.5-10 cm (3-4") apart. Thin or transplant seedlings to 30-45 cm (12-18") apart. Seed can be started 2-3 weeks early indoors using plantable peat pots or Jiffy 7's at 21°C(70°F). Harden off seedlings then transplant to a site in full sun. Keep plants evenly watered and fertilize twice during the season with a granular 15-5-15 or equivalent.

Hybrid Sunflowers

SEEDLESS AND POLLEN FREE...
Approximately 15 seeds per packet.

6165 ■ CHERRY ROSE

Beautiful, single, cherry-red flowers with faint lemon tips. A great cut flower or border plant at 150 cm (5') tall. Multi-branched plants set blooms more than once during the season. Flowers in as little as 45 days from sowing. Pkt \$2.99; 200 sds \$23.00; 1,000 sds \$47.25

6170 ■ DORADO

Brilliant, 10 cm (4") single, orange flowers with dark brown centres on single stems. Blooms in as little as 55 days. Height 150 cm (5'). Pkt \$2.99; 200 sds \$23.00; 1,000 sds \$47.25

6177 ■ SUMMER MOON

Subtle lemon cream flowers surround a chocolate-brown centre disc. Elegant flowers are 7.5-13 cm (3-5") across. Flowering requires about 55 days. Height 1.5M (5') Pkt \$2.99; 200 sds \$23.00; 1,000 sds \$47.25

6192 ■ THE JOKER

Large 15-20 (6-8") double and semi-double flowers in mahogany-red with yellow tips. 55 to 60 days to flowering. Height 180 cm (6'). Multi-branching plants. Pkt \$2.99; 200 sds \$23.00; 1,000 sds \$47.25

6195 ■ KONG

Kong lives up to its name producing "king sized" plants of 3.5 m (12') height or more and are loaded with 15-18 cm (6-8") bright yellow flowers with darker brown centre discs. Branching plants produce many flowers over a longer period of time instead of just one flower per plant. Blooms in approximately 70 days. Pkt \$2.99; 200 sds \$23.00; 1,000 sds \$47.25

6200 ■ LEMON SORBET

Beautiful 12-15 cm (4-5") single, creamy lemon flowers with a dark central disc. Multi-branched stems for extra summer blooms. Height, 150 cm (5'); Flowers in about 60 days. Pkt \$2.99; 200 sds \$23.00; 1,000 sds \$47.25

Specialty Sunflower

6220 ■ SUNTASTIC F1 HYBRID

2014 AAS Bedding Plant Winner. A superb sunflower for containers or gardens. You will love the large number of bright yellow flowers each plant produces. Up to twenty or more 15 cm (6") wide flowers per plant in three successive bloom periods. Plants are naturally dwarf and compact with very early flowering. Ideal for the patio, mass planting in beds or for the annual border. Height 30-45 cm (12-18"). Pkt of 10 sds, \$2.99; 100 sds \$20.50; 500 sds \$81.90

Standard Sunflowers

Great for attracting pollinators and attracting wildlife!

6125 ■ COLOUR FASHION MIXED

40 seeds/gram. Approx. 50 sds/pkt. (Also known as Autumn Beauty). A beautiful blend of yellow, bronze, red and purple single petaled flowers averaging 20 cm (8") in diameter. Multi-branched plants set blooms more than once for continuous flowering. Plants grow to 150 cm (5') tall. Pkt \$2.19; 25g \$10.65; 125g \$29.70, 500g \$67.50

6135 ■ LEMON QUEEN

30 seeds/gram. Approx. 35 s/pkt. Long blooming, multi-branched plants are loaded with 15 cm (6") diameter lemon yellow blooms punctuated with a darker centre. Multi-branched plants growing to 180 cm (6'). Pkt \$2.99; 25g \$12.10; 125g \$31.50, 500g \$72.45

6140 ■ LARGE GREY STRIPED

8-10 seeds/gram. Approx. 50 sds/pkt. Our best selling sunflower. Mammoth flower heads of 30 cm (12") diameter are supported by sturdy, strong 2-2.5 m (6-8') stalks. Grow for a windbreak or to feed the birds. Pkt \$2.19; 25 g \$9.25; 125g \$22.50; 500g \$54.00; 1kg \$86.80

6145 ■ SUNSPOT

15 seeds/gram. Approx. 15 sds/pkt. A living contradiction - large 25 cm (10") diameter flower heads form on dwarf 60 cm (24") high stems! Flowers are a bright, sunny yellow with a deep golden-yellow centre. Perfect for containers. Pkt \$2.99; 25g \$12.10; 125g \$31.50, 500g \$72.45

6150 ■ TALL SUNGOLD

35-40 seeds/gram. Approx. 40 sds/pkt. A taller version of Teddybear. Brilliantly coloured golden-yellow, double petaled flowers 12.5-15 cm (5-6") diameter. Multi branching plants reach 150 cm (5') garden height. Pkt \$2.19; 25g \$10.65; 125g \$29.70, 500g \$67.50

6155 ■ TEDDYBEAR

30 seeds/gram. Approx. 30 sds/pkt. Dwarf Sungold. Fully double, golden yellow flowers with a faint, dark brown eye. Flowers resemble those of Tall Sungold, yet the plants are only 60 cm (24") tall! For containers, borders or cutting. Pkt \$2.19; 25g \$10.65; 125g \$29.70; 500g \$67.50

6160 ■ VELVET QUEEN

35 seeds/gram. Approx. 35 sds/pkt. Dark, velvety crimson blooms accented with faint traces of yellow dancing around the central black centre. Free branching plants bloom early, growing to 180 cm (6') high produce plenty of flowers over an extended season. For cutting or borders. Pkt \$2.99; 25g \$12.10; 125g \$31.50; 500g \$72.45



DORADO



SUMMER MOON



LEMON SORBET



**SUNTASTIC
F1 HYBRID**



SUNSPOT



**TALL
SUNGOLD**



ROYAL MIXED



ROYAL BLUE



ROYAL PINK



ROYAL SCARLET



ROYAL WHITE

Sweet Pea (*Lathyrus odoratus*)

12 seeds/gram. Lovely fragrance and beautiful colours from these old-fashioned favourites. Plants bloom from late spring to late fall and perform best in cooler weather and full sun! Sow seed April and early May when the soil becomes workable but is still quite cool. Soak seeds overnight in water then sow seed 12 mm (1/2") deep about 5 cm (2") apart- germination can take up to 20 days. Thin to 10 cm (4") apart when they are 7.5 cm (3") tall. Keep well watered and fed through the year with a 20-20-20 or 15-30-15 water soluble fertilizer. Plants will often have reduced flowering during the heat of summer but will once again flower prolifically with the return of moderate temperatures in late summer. A couple of hours of mid-afternoon shade can be beneficial in hot summer areas.

Royal Family Series

Approx. 25-30 sds/pkt. Heirloom. Traditional climbing type sweet peas with larger, more fragrant flowers, improved heat resistance and earliness to bloom. Self-twining vines of 180 cm (6') are loaded with clear, bright coloured flowers held well out from the vines for maximum beauty.

6245 ■ ROYAL MIXED
6255 ■ ROYAL PINK
6265 ■ ROYAL WHITE

6250 ■ ROYAL BLUE
6260 ■ ROYAL SCARLET

Royal Family series – Pkt \$2.19; 125g \$17.95; 500g \$49.75

Elegance Sweet Pea

Approx. 30 sds/pkt. Our earliest flowering, most heat tolerant, climbing sweet pea with a long blooming window. Developed for cut flower use, they can grow in low light and cool greenhouse conditions but also show superior heat tolerance for home gardeners. Large flowers with an enticing scent. They are quite simply "spectacular" in every way.

6230 ■ MID BLUE

86 Pkt \$2.19; 125g \$16.70; 500g \$45.15

Dwarf Sweet Pea

6225 ■ BIJOU MIXED

Approx. 30 sds/pkt. A bush-type sweet pea that's perfectly suited to borders and containers. Sweetly scented, early blooming plants offer a full colour range including, bright scarlet. Very showy, easy to grow averaging 45-60 cm (18-24") height in the garden.

Pkt \$2.19; 125g \$16.70; 500g \$45.15

Thunbergia (*Thunbergia alata*)

40 seeds/gram. Often referred to as "Black Eyed Susan Vine". A colourful addition to hanging baskets and a great annual vine for trellis or fences. Start seed 8 weeks early indoors for best results. Soak seed overnight in room temperature water before sowing. Keep the soil at 24°C(75°F) for the 14 day germination period. Grow on under lights at a cooler temperature of 20°C(70°F) before hardening off and transplanting outside after all danger of frost has passed. Seed can also be directly sown outside in late May after first soaking in a wet paper towel for several days.

6270 ■ BLACK EYED SUSAN VINE

Approx. 25 sds/pkt. A very useful climbing annual vine for training on fences, trellises or for use in hanging planters and window boxes where they can trail down. Captivating flowers are a mix of orange, yellow or white – all with a black centre. Heat tolerant, self twining vines, can grow to 2 m (6') in height. Prefers full sun. Attractive to hummingbirds. Pkt \$2.99; 25g \$21.90

Pollinator Plants are the life blood of any garden rejuvenation. Attracting more bees, butterflies and other beneficial insects to the garden while providing a breeding/nesting habitat for them is the right thing to do. A healthy population will control insects naturally and improve general biodiversity.

Tithonia (*Tithonia rotundifolia*)

125 seeds/gram. Also known as Mexican Sunflower. Seed can be started directly outdoors in late May in a site with full sun and good air circulation. Protect seedlings as they are popular forage for rabbits. When seedlings are 7.5 cm (3") tall thin or transplant to 60 cm (24") apart. For an earlier start to flowering, sow indoors in a soil-less mix in mid-April. Leave seed on the surface of the growing medium and keep at 21°C(70°F). After germination grow-on under lights at 15°C(60°F) before hardening off.

6275 ■ TORCH

Approx. 75 sds/pkt. Huge, vivid orange dahlia-like flowers up to 9 cm (3.5") across are freely produced over the long summer season. A real eye-catcher that is a useful cut flower and attractive to butterflies. Plants can reach a mature height of 90-100 cm (36-40") under ideal conditions. Pkt \$2.99; 25g \$35.00

Verbena (*Verbena x hybrida*)

350 seeds/gram. Brilliantly coloured, dwarf spreading plants bloom mid-summer to late fall. As germination can be quite erratic, we suggest sowing seed heavily. Start seed 8-10 weeks early indoors in complete darkness. Chill seed outdoors for 5 days before planting. Sow into a soilless mix and leave seed uncovered, apply bottom heat at 24°C(75°F). Grow on at 15°C(60°F) before hardening off and transplanting out after the danger of frost has passed. Make sure soil is well drained and do not over water.

6277 ■ IDEAL FLORIST MIX

Approx. 125 sds/pkt. A beautiful, spreading plant in a colourful mix of burgundy, peach, pink, purple red and white. Maturing to 30 cm (12") height, the multi-branching plants are perfect for hanging baskets or containers. Heat tolerant, adaptable to poorer soils and enjoys full sun. The fuzzy foliage helps to prevent deer from eating the plants. Pkt \$2.19; 25g \$19.30; 125g \$61.35



IDEAL FLORIST MIX



MID BLUE



BIJOU MIXED



BLACK EYED SUSAN VINE



TORCH



GIANT LIME



GIANTS OF CALIFORNIA



POM POM



ICE QUEEN

Zinnia (*Zinnia elegans*)

100-200 seeds/gram. One of the most useful of all annuals for full sun and with good reason. They come in a multitude of colours, plants sizes and possess a uniformity and vigour that is hard to beat. Select a sunny site with well drained organic soil. Sow seeds in late May when the soil has warmed - do not be in a hurry, as cool, damp soil often leads to seed rot. Barely cover the seed with soil and under ideal conditions, germination will occur in 5-10 days. When the seedlings are 7.5 cm (3") tall, thin smaller varieties to 25 cm (10") apart and larger varieties to 35 cm (14") apart. If you wish to start seed indoors, sow seed in mid-March, 6 mm (1/4") deep in peat pots or Jiffy 7's. A germination temperature of 22°C (72°F) is suitable. Transplant outdoors in late May.

6280 ■ CACTUS FLOWERED MIX

Approx. 100 sds/pkt. An extra large zinnia with immense, ruffled flowers up to 15 cm (6") across. Colours include pink, orange, red and creamy white. Stocky, upright plants first start to bloom when roughly 38 cm (15") tall. Plants can grow up to 90 cm (36") in height producing large quantities of flowers on numerous side branches all season long. Pkt \$2.19; 25g \$14.50; 125g \$46.20

6285 ■ GIANT LIME

Approx. 10 sds/pkt. Very tall, extra thick stems, support fully double, 10-12.5 cm (4-5") blooms of a unique, fashionable bright lime green. A great addition to fresh bouquets. Better tolerance to powdery mildew than open pollinated types. Large plants grow 100-125 cm (40-50") in height. Pkt of 10 sds, \$2.99

6290 ■ GIANTS OF CALIFORNIA MIXED

Approx. 100 sds/pkt. Immense, double flowers 12.5-15 cm (5-6") across form on plants growing to 90 cm (36") tall! The overlapping petals are more loosely placed than the Dahlia flowered types. The flowers themselves are much flatter, generally about 2.5 cm (1") thick. Pkt \$2.19; 25g \$14.50; 125g \$46.20

6295 ■ POM POM OR LILLIPUT MIXED

Approx. 100 sds/pkt. A miniature Dahlia-flowered mixture. These dainty little Pom Pom Zinnias have been garden favourites for many years. Flowers bloom early from seed sown outdoors and continue in great profusion until the frosts of fall. Flowers average 2.3 cm (1") in diameter on hardy 60 cm (24") tall plants. Pkt \$2.19; 25g \$14.50; 125g \$46.20

6305 ■ THUMBELINA MIXED

Approx. 50 sds/pkt. This midget zinnia is just loaded with 4 cm (1-1/2") semi-double and double flowers set just above the mounded foliage. The first really dwarf zinnia with a garden height of only 15 cm (6"). Flowers early and all season long in shades of pink, scarlet, yellow, orange, red and white. Pkt \$2.19; 25g \$14.50; 125g \$46.20

6310 ■ ZINDERELLA

Unique, scabiosa type blooms in a beautiful array of colours. These frilly, crested, 5.5 cm (2.5") double flowers are loaded with eye-catching layers of petals so thick they are often as wide as they are tall. The odd, single flower may exist but does not take away from the beauty of this blend. A European Fleuroselect Novelty Award winner! Matures to 60 cm (24"). Pkt of 15 sds \$2.99

6311 ■ ICE QUEEN

Approx. 15 sds/pkt. A beautiful, bi-coloured zinnia with 7.5 cm (3") semi-double to double flowers. The inner half of the petals are rose while the outer half are white to pale pink. Fast growing and long blooming they make an excellent cut flower or bedding plant. Especially attractive to butterflies and other pollinators. Height 15cm - 40cm (18"- 24") Pkt of 15 sds \$2.99

Gladiolus Bulbs (*Gladiolus communis*)

Gladiolus bulbs are technically not a bulb. They are a corm, which have the characteristics of a bulb. Plant corms 5-7 cm (2-3") deep in the garden after all danger of frost has past. Avoid deep cultivation too near the roots which can break off the new roots and slow growth. Irrigation is essential for growing Gladiolus successfully. Rain seldom supplies enough moisture. Start watering when the new foliage emerges. Water if there has been less than 2.5 cm (1") of rain in the week. Gladiolus bulbs will not survive winter in the ground in most of Canada. You can keep bulbs from year to year by lifting the new corms after the first autumn frost. Rinse off soil from the corms, air dry, then separate the old dead corm (it is found underneath the new corm) from the new corm. Store in an open weave bag in a cool, dry, dark and frost free location or in a wood box smothered in a bed of peat moss.

6312 ■ GLADIOLUS BULBS

A splendid mixture of colours to brighten any garden and one of the easiest and most rewarding flowers to grow. Gladiolus Bulbs are available in a package of 10 or 25 bulbs. Due to the uncertainty of supply this season, please refer to the website for availability and pricing mid to late March. Bulbs are shipped approx. April 1st though April 30th when there is no danger of them freezing in transit and can only be ordered on line. Additional shipping charges will apply to these orders.

Looking for Deer Resistant Plants?
Hungry deer will eat just about anything but they will avoid these plants until they become desperate. Achillea, Ageratum, Asters, Black Eyed Susan, Four O Clock's, Marigolds, Lemon Mint, Oriental Poppies, Perennial Lupines, Purple Coneflowers, Salvia, Snapdragon, Thyme and Zinnia.

ORDER ONLINE AT
WWW.OSCSEEDS.COM



CACTUS FLOWERED MIX



THUMBELINA MIXED



ZINDERELLA



GLADIOLUS BULBS



MOUNTAIN SANDWORT

Perennial Ground Covers



MARITIMA SPLENDENS

Ajuga (*Ajuga reptans*)

700 seeds/gram. Also known as Bugleweed. A great groundcover for shady sites and drier soils. A member of the mint family it can spread easily, so give it lots of room in the garden. Seed should be cold stratified for best germination. This can be accomplished naturally by sowing the seed in the desired location in early September. Press the seed into contact with the soil but do not cover as light is beneficial to germination. Seed can also be started indoors in late February. Moisten a soil-less growing medium, press the seed into contact, then place in the refrigerator for 2 weeks. After this time, bring into the light - germination typically takes 4 to 5 weeks. Transplant seedlings outside after hardening off and after the danger of frost has passed. Space plants 20 cm (8") apart.

6315 ■ AJUGA

Approx. 30-35 sds/pkt. A beautiful rapidly spreading, mat forming ground cover with shiny dark green leaves and whorls of violet-blue flowers arriving mid to late spring. Flower spikes sit above the mat forming leaves to reach 20-22 cm (8-10") in height at maturity. Attractive to both bees and butterflies while rabbit and deer do not browse the foliage. Perennial hardy to Zone 4. Five grams of seed sows 2 m² (22 sq. ft.). Pkt \$3.99; 250 sds \$17.50

Arabis (*Arabis caucasica*)

4,800 seeds/gram. Start seed indoors in a soilless mix in January or February. Germinate at 24°C(75°F) for 21 days. Press seed into contact with the soil but do not cover as light is essential for germination. After germination, grow on under lights at a slightly cooler temperature before hardening off. Thin plants to 15 cm (6") apart when transplanting outdoors in a full sun to partially shaded location. Shearing after blooming will enhance compactness.

6320 ■ SNOW CAP

Approx. 350 sds/pkt. Also known as Rock Cress. Masses of tiny, snow white fragrant flowers appear in early spring from late April through May against a backdrop of evergreen foliage. The silvery green foliage, barely 20 cm (8") tall, provides an excellent ground cover all season long. Arabis is listed as a North American native plant by some authorities (Kartesz). Perennial hardy to Zone 4. Two grams of seed sows 3 m² (33 sq. ft.). Pkt \$2.99; 5g \$16.00; 25g \$53.30

Arenaria (*Arenaria montana*)

800 seeds/gram. A classy, creeping rock garden or alpine plant for beds, borders or walkways. Mature plants are easily transplanted spring or fall and are very drought tolerant. This plant may need one full growing season in the garden before it flowers. For a chance at first season bloom, sow indoors in a soil-less mix anytime from January through early March - do not cover the seed as light aids germination. Germinates at 21°C(70°F) in 20 days. After that, grow on under lights at a cooler temperature of 13°C (55°F) before hardening off and transplanting to the garden in a sunny site. Late fall, dormant sowing directly outdoors where you want plants to flower is another option.

6330 ■ MOUNTAIN SANDWORT

Approx. 60 sds/pkt. These easy to grow, moss-like, creeping plants form dense grey-green mats of narrow leaves, topped with attractive white flowers. Blooms are 2.5 cm (1") across, sit just above the foliage and flower in early to mid- May. In the garden, plants spread up to 20-30 cm (10-12") across while keeping their low growing habit of 5-10 cm (2-4"). Tolerant of moderate foot traffic. Pkt \$2.99; 500 sds \$12.95

Armeria (*Maritima splendens*)

1,700 seeds/gram. This compact, evergreen perennial is perfect for rock gardens and is most effective when sown as a mass planting. Using a soilless mix start seed indoors in early March, soak seed first for several hours before sowing. Keep the growing medium at 15°C (60°F) for the 28 day germination period. A late summer sowing outdoors in August will also work for flowering in the following year. Note: This plant is sometimes difficult to start from seed. Two grams sows 2.5 m² (25 sq. ft.).

6335 ■ MARITIMA SPLENDENS


Approx 250 sds/pkt. Also known as Thrift or Sea Pink. Enjoyed for its abundant, rose coloured blooms in late spring and early summer. Low evergreen foliage generally stays below 20 cm (8") in height. This plant is very drought tolerant which makes it an excellent choice for xeriscaping or other sunny, perennially dry areas. Perennial hardy to Zone 3. Pkt \$2.99; 2g \$18.00; 5g \$32.30

Aubretia (*Aubrieta cultorum*)

2,500 seeds/gram. Enjoy this low, spreading carpet of spring flowers as soon as the ground begins to warm in mid-April and lasts right through to June. Sow seed indoors in a soilless mix in April. Lightly cover with a fine sifting of growing medium, at a temperature of no more than 15°C (60°F) for the 14-21 day germination period. Some gardeners report germination is inhibited by temperatures greater than 10°C (50°F). After germination, grow on under lights then harden off and transplant outside to a sunny site. Five grams sows 3 m² (33 sq. ft.).

6340 ■ FALSE ROCK CRESS

Approx. 300 sds/pkt. Low growing carpet of dense, evergreen foliage smothered with flowers in pink, crimson and blue shades growing only 15 cm (6") tall. Vigorous and free flowering, False Rock Cress is ideal for rock gardens or for tumbling over walls. Grows best in full sun but will tolerate some shade. Perennial hardy to Zone 4. Pkt \$2.99; 5g \$18.85; 25g \$53.50



AJUGA



SNOW CAP



FALSE ROCK CRESS



SNOW-IN-SUMMER



CREEPING THYME

Perennials and Biennials

Cerastium (*Cerastium tomentosum*)

2,100 seeds/gram. Very attractive creeping, mat-like plants for those hot, dry areas of the flower border. Sow seed indoors in a soilless mix in mid-March. Keep at 18°F (65°F) for the 20-30 day germination period, then grow on under lights before hardening off and transplanting outside to a sunny spot. Seed can also be sown directly in the garden in mid to late May. Grows to 20 cm (8") tall. To maintain a tidy appearance after flowering is finished, plants can be trimmed to 5 cm (2") in height if desired. Two grams sows 4 m² (44 sq. ft.).

6345 ■ SNOW-IN-SUMMER

Approx. 75-100 sds/pkt. Beautiful snow white, late spring flowers and silvery foliage, cover this nicely spreading plant. At 20 cm (8") in height, Snow-In-Summer is one of the best evergreen ground covers for hot, dry areas with poorer soil conditions. Perennial hardy to Zone 3. Pkt \$3.99; 5g \$19.60; 25g \$55.00

Soapwort (*Saponaria ocymoides*)

440 seeds/gram. A beautiful ground cover for rockeries in full sun to lightly shaded areas. Start indoors in a soilless mix in March, using peat pots (as this perennial resents transplanting) for easy transplanting to the garden in late May. Better yet, sow seed directly outdoors in early May or late fall. Cover seed with a fine sifting of soil and keep moist during the germination period. Sow 25 g per 2 m² (22 sq. ft.).

6350 ■ SOAPWORT

Approx. 110 sds/pkt. Small, pretty pink flowers 1 cm (.5") across smother the low, semi-evergreen spreading plants. A perfect plant for hot, full sun areas, walls and rockeries. Flowers from early to mid-June through July. You can trim plants back after flowering to induce a second flush of fall blooms. Grows to a mature height of 10-15 cm (4-6"). Perennial hardy to Zone 3. Pkt \$2.99; 25g \$24.15

Thyme (*Thymus serpyllum*)

5,100 seeds/gram. Our favourite ground cover for walkability and scent! It loves full sun and less than ideal soil conditions too. Direct garden sow in mid April to early May or start indoors in a soilless mix March 1st for transplanting later in May. Keep at 21°C(70°F) for the 14 to 21 days (sometimes longer) germination period. After that grow on under lights at a slightly cooler temperature before hardening off and transplanting outside to a sunny spot. Outdoors grow plants in full sun. A dormant fall sowing in mid to late October is very effective as well. Thyme, once established, competes well with weeds. Freshly exposed soil is often loaded with weed seeds. You will need to diligently remove weeds during the first and second growing seasons. For taller annual weeds, a careful mowing over the top of the seedlings can help keep them under control while the thyme is establishing. Physical removal is best for low growing weeds such as crabgrass, dandelion, plantain and other perennial weeds. 1 g sows 6 m² (64.5 sq. ft.).

6355 ■ CREEPING THYME

Approx. 150 sds/pkt. Small purple flowers appear in early July and produces a nice lemon scent when brushed. It thrives in dry, sunny locations and may be lightly mowed from time to time to keep plants low and encourage a second flush of flowers. Grows 15 cm (6") tall. Excellent for filling in between patio stones or as a lawn substitute. Perennial, hardy to Zone 4. Pkt \$2.99; 5g \$12.10; 25g \$41.95

A FACT TO GROW BY

A mulch is simply covering over garden soil. There are many choices in what to use but they all have the same end result. Organic mulches such as wood chips or bark tend to cool the soil while black plastic will heat up the soil. Plastic can be covered with organic mulch and the benefit is it will provide a great barrier against weeds.

- It reduces weed growth
- Conserves moisture by reducing surface evaporation
- Soil temperature is modified
- Soil erosion is reduced and it preserves soil structure and nutrients
- Disease risk is reduced by keeping the foliage away from bare ground

Perennial plants are simply beautiful, easy to maintain and provide a succession of blooms as vibrant as the seasons!

Alyssum (*Alyssum compactum*)

1,200 seeds/gram. A showy, mid-spring bloomer that will light up the garden. Start seed 6 to 8 weeks early indoors in soilless mix. Keep at a temperature of 20°C (68°F) for the 5 to 10 day germination period. Grow on under lights at a cooler temperature of 15°C (60°F) before hardening off and planting outside after the danger of frost has passed. Note that seed will germinate better when first planted, moistened and pre-chilled for 10 to 15 days. Directly seeding outdoors in October where you want plants to bloom is also very effective. Make sure soil is clean and as weed free as possible before sowing.

6370 ■ SAXATILE

Approx. 150 sds/pkt. Also known as Rock Madwort. A popular dwarf alpine species that's loaded with vivid yellow blooms through May and June. This native of Turkey and central and south-western Europe is perfect for rock gardens, rock walls and borders. The foliage is a pleasing light grey-green. Plants mature to a garden height of 15 cm (6"). Perennial hardy to Zone 4. Pkt \$2.19; 25g \$21.80; 125g \$75.25



SOAPWORT



SAXATILE



BUTTERFLY WEED



NEW ENGLAND ASTER



WILD BERGAMOT

Asclepias (*Asclepias* spp.)

125 seeds/gram. Brilliantly coloured flowers are intensely attractive to butterflies, bees and other beneficial insects. Sow seed indoors in a soilless mix in early March for late summer flowering in the first year. Growing medium temperature should be about 20°C (68°F). After germination, grow-on under lights at a cooler temperature of 15°C (60°F). Dormant fall seeding in mid-October is also effective.

6375 ■ BUTTERFLY WEED (*Asclepias tuberosa*)

Approx. 30 sds/pkt. Bright, sun-loving plants are filled with brilliant orange flower clusters 10 cm (4") across from June through to September. Mound shaped plants average 60 cm (24") tall. A favourite of butterflies, bees and other nectar loving insects. A native Ontario perennial wildflower that is very heat and drought tolerant. Hardy to Zone 3. Pkt \$2.99; 5g \$24.15; 25g \$82.80

6987 ■ COMMON MILKWEED (*Asclepias syriaca*)

Approx. 40 sds/pkt. Indispensable in native wildflower meadows. Monarch butterflies only lay eggs on plants in the milkweed family and the host plants are the only food Monarch caterpillars eat. Flowers are attractive, fragrant and extremely popular nectar and pollen sources for pollinators – bees in particular. Perennial hardy to Zone 3. Pkt \$2.19; 5g \$18.40.

6985 ■ RED SWAMP MILKWEED (*Asclepias incarnata*)

Approx. 50-60 sds/pkt. A beautiful Ontario native plant at home in wetland areas. It is an important plant for providing nectar to native pollinators and butterflies. It is a crucial host plant for both adult Monarch butterflies and the emergent caterpillars which feed exclusively on the leaves. Small clusters of very ornamental flowers range from pink to mauve have a pleasant fragrance and literally smother the plants. Grows from 100-150 cm (39-59") tall. Perennial hardy to Zone 3. Pkt \$2.19; 5g \$41.95

Aster (*Aster novae-angliae*)

2,400 seeds/gram. Sow seed indoors in early March, no more than 3 mm (1/8") deep in a soilless growing medium. Moisten the growing medium then place the container in a refrigerator or freezer for 2-3 weeks before bringing it back into the warmth. Keep at 21°C(70°F) for the 21-35 day germination period. After that, grow on under lights at a slightly cooler temperature before hardening off and planting out in a sunny or semi-shaded site. Direct fall sowing outside is also very effective, as this allows any dormant seed to be naturally stratified during the winter. It generally takes two years for this plant to flower when grown from seed.

6940 ■ NEW ENGLAND ASTER

Approx. 300 sds/pkt. Ontario native wildflower. Irresistible to songbirds, pollinators and butterflies. Its showy 3.75 cm (1.5") wide violet-purple blooms with yellow-orange eyes appear from mid-August through to deep October. Enjoys full sun, but will also grow in partial shade and is most often found in moist soils in open fields, fence rows, forest borders and meadows. Plants range from 60-120 cm (24-48") in height. Often during flowering, lower leaves on the stem shrivel and dry up - this is common and nothing to be alarmed about. Perennial hardy to Zone 3. Pkt \$2.99 2g \$18.75

Wild Bergamot (*Monarda fistulosa*)

2,800 seeds/gram. Ontario native wildflower. A pollinator favourite of bees, butterflies and hummingbirds. Start seed 8-10 weeks early indoors before last frost or direct sow outdoors 2-3 weeks before your last frost in the fall. Optimal soil temperatures are 15-21°C(60-70°F). Sow seed 6mm (1/4) deep and lightly cover with soil. Thin or space plants to 45-60 cm (18-24") apart in the garden. Wild Bergamot prefers full sun to light shade.

6863 ■ WILD BERGAMOT

Approx. 250 sds/pkt. Also known as "Bee Balm" or "Monarda." A popular showy native perennial plant often used as an ornamental planting but also has a high pollinator value. Makes a great tea too. Summer blooming plant with pink to lavender flowers and often found in open, dry fields, thickets and clearings usually on limy soil. Matures to 1 M (39") height. Pkt \$2.19; 5g \$15.70; 25g \$62.80

Black Eyed Susan (*Rudbeckia hirta*)

3,700 seeds/gram. A North American native perennial that is readily recognized for its robust habit and colourful blooms. Withstands more heat and drought than most other perennials. It is highly recommended to sow this type outdoors from September through October – select a site in full sun. This fall sowing allows any dormant seed to be naturally stratified over the winter. Seed can be started indoors in a soilless mix from February to the beginning of March. Germinates at 21°C (70° F) in 14 to 21 days. Grow on under lights at a slightly cooler temperature before hardening off and transplanting outdoors to a sunny spot.

6865 ■ BLACK EYED SUSAN

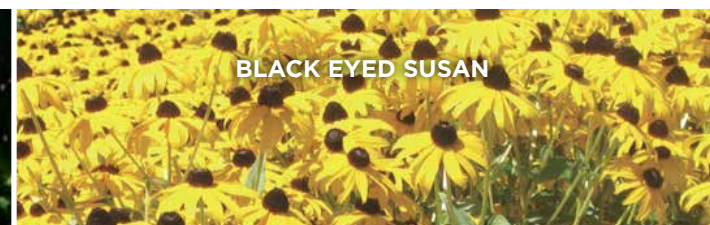
Approx. 400 sds/pkt. The most recognizable Native wildflower with golden yellow blooms and dark chocolate-brown to black centres. Easy to grow, adaptable to most soils, trouble-free and tolerant of heat and drought. Blooms well in full sun or light shade. No wildflower garden is complete without some Black Eyed Susan somewhere in the border. Blooms from July through to September. Height 60-90 cm (24-36"). Hardy to Zone 3. Pkt \$2.19; 25g \$11.50; 125g \$40.00; 250g \$65.10; 500g \$110.00



COMMON MILKWEED



RED SWAMP MILKWEED



BLACK EYED SUSAN

ORDER ONLINE AT
WWW.OSCSEEDS.COM



CUP & SAUCER MIXED



CHABAUDS GIANT

Blazing Star (*Liatris spicata*)

285 seeds/gram. Not a purple loosestrife but a rare Ontario prairie plant! Sow seed indoors in a soilless mix in early March. Seed should have a cold treatment to improve germination. Place seed in planting tray, moisten and put in refrigerator or outside to freeze for 10 days. Bring indoors and place under lights at 21°C(70°F) soil temperatures. After germination, grow on under lights at a slightly cooler temperature, then harden off and plant outside in a sunny site. A late fall outdoor sowing is also very effective as this allows the seed to be naturally stratified over the winter

6960 ■ BLAZING STAR

Approx. 100 sds/pkt. A rare species of the Ontario Prairie producing a spectacular show of purple spikes from July through September. Plants have good frost and wind tolerance and excel as dried or fresh flowers. Perfect for beds, borders or rock gardens, native plantings and for pollinator and butterfly gardens. Height 60-120 cm (24-48") but in some instances plants can be even taller. In the wild, Blazing Star is typically found growing in moist prairie or sedge meadow habitats. Perennial hardy to Zone 4. Pkt \$2.19; 5g \$13.60

Campanula (*Campanula calycanthemata*)

4,200 seeds/gram. Also known as Canterbury Bells. Colourful plants for rockeries or perennial borders in full sun or light shade. Sow seed every year for continuous blooms, as biennials only bloom every second year. Sow indoors in a soilless mix in January for a chance at first season blooms. Germinates at 20°C(70°F) in 14-20 days. Cover seed lightly and keep moist. Grow on under lights at a slightly cooler temperature before hardening off and transplanting to a sunny or partially shaded site in the garden. Seed can also be sown directly in the garden in May or again in August and September. This plant does best in well drained, open soil.

6385 ■ CUP & SAUCER MIXED

Approx. 500 sds/pkt. Beautiful, bell shaped flowers with a flat base, from on strong flowering stems in a myriad of colours including white, pink, deep blue and rose. Garden height is 75 cm (30"). Canterbury Bells are biennials, which means they grow from seed through the first season, overwinter as a plant, then flower the second season before going to seed and dying. We recommend sowing seed in two consecutive years to ensure yearly flowering. Hardy to Zone 5. Pkt \$2.19; 25g \$31.85

Candytuft (*Iberis umbellata*)

425 seeds/gram. Dwarf, shrubby plants covered in sheets of white. Sow directly outdoors after danger of frost or start indoors in a soilless mix at 21°C(70°F) eight weeks early. Germination takes 10-15 days. Grow on under lights at a much cooler temperature of 10°C(50°F). After hardening off, transplant to a sunny site in the garden spacing plants 15-20 cm (6-8") apart.

6390 ■ CANDYTUFT

Approx. 75 sds/pkt. Compact, low spreading plants produce a white carpet of bloom through late spring to early summer. The flowers are so profuse, even the rich green foliage is almost hidden. Candytuft is an evergreen perennial in milder winter areas. It will become woody with age with individual plants growing 15-30 cm (6-12") tall and 25-40 cm (10-16") wide. We suggest shearing immediately after flowering to promote compactness. Shearing will also improve bloom density the following spring. Hardy to Zone 3 when sheltered. Pkt \$2.99; 5g \$24.15; 25g \$82.80

Carnation (*Dianthus barbatus*)

500 seeds/gram. A herbaceous perennial in Zone 6 and warmer that can be grown as an annual in colder climates. Best started indoors 8 weeks before last frost. Sow seed 3 mm (1/8") deep in a soilless mix and keep at 21°C(70°F) during the 14-21 day germination period. Grow on under lights at a slightly cooler temperature, then harden off and transplant to a sunny site in the garden in late May after the danger of the frost has passed. Space plants 30 cm (12") apart in the garden.

6395 ■ CHABAUDS GIANT


Approx. 75 sds/pkt. Spicy fragrance and lots of colour make carnations ideal for the border or cutting garden. Beautiful double flowers are well presented on solid stocks in bright red, snow white, sunshine yellow and intense scarlet. Plants mature to a height of 45 cm (15"). Chabauds is a tender perennial that does not reliably reseed, so we recommend sowing seed every year for continuous flowering. This tender plant is reliably hardy to Zone 6. Pkt \$2.19; 25g \$36.00; 125g \$115.50

Catchfly (*Silene armeria*)

7,800 seeds/gram. Another easy to grow wildflower from direct garden sowing in early May or late fall. Indoors, sow seed in late March in a soilless mix and keep at 21°C(70°F) for the 10-15 day germination period. After germination, grow on under lights at a slightly cooler temperature, then harden off and transplant outside to a sunny location. Super for spots with poor or drought prone soils.

6885 ■ CATCHFLY

Approx. 700 sds/pkt. While not native to Canada, Catchfly has naturalized throughout much of North America. This hardy plant produces clusters of large, globe-shaped, deep rose-pink blooms on long stems. Very hardy in poor soils and performs well under extreme heat. Garden height averages 60 cm (24") tall. Pkt \$2.19; 125g \$40.00; 250g \$65.35; 500g \$110.00



BLAZING STAR



CANDYTUFT



CATCHFLY



CATMINT



PURPLE CONEFLOWER



POW WOW WILDBERRY

Catmint (*Nepeta mussinii*)

1,000 seeds/gram. A first year flowering perennial from early sowings. Very easy to grow from seed. Start seed indoors in a soilless mix in February. Barely cover seed and keep at 21°C(70°F) for the roughly, 10 day germination period. Grow on under lights at a slightly cooler temperature before hardening off and transplanting outside. Seed can also be directly sown in the garden in late April and early May. Space plants 25 cm (10”) apart in the garden. Does best in full sun, but will tolerate some shade. Hardy to Zone 4.

6400 ■ CATMINT

Approx. 400 sds/pkt. Bushy, spreading plants with a delicate, almost lacy grey-green foliage topped with lavender-blue to deep pink blooms. Mature plants reach 60 cm (2') height and 40 cm (15”) across. Like its relative Catnip, Catmint will attract cats. Deer resistant plants can be aggressive so many gardeners confine this plant with some form of edging. Hardy to Zone 4.
Pkt \$2.19; 5g \$15.00

Chinese Lantern (*Physalis alkekengi var. franchetii*)

600 seeds/gram. Start seed indoors in a soilless mix mid-February. Germinate at 20°C(70°F) for approx. 20-25 days. Do not cover seeds as light is beneficial for germination. Grow on under lights at a slightly cooler temperature before hardening off and transplanting to the garden 60 cm (24”) apart in rich, slightly acidic soil for best blooms. Spreads quickly by underground stems so it can become somewhat weedy if not controlled.

6405 ■ CHINESE LANTERN

Approx. 100 sds/pkt. Bushy 60 cm (24”) plants are filled with orange lantern shaped, papery pods which are as attractive in the garden as they are in dried bouquets. Pods form during August and September. Very unusual but attractive plant! Plants grow to 60 cm (2') height. Hardy to Zone 4.
Pkt \$2.19; 25g \$28.90

Columbine (*Aquilegia caerulea*)

800 seeds/gram. For best results, chill seed for 3 to 4 weeks at 5°C (40°F) prior to sowing. Start early indoors in a soil-less mix. Keep at 20-22°C (70-75°F) for the 21-25 day germination period, then grow on under lights at a cooler temperature before hardening off and transplanting outside. Seed can also be sown directly into the garden in June or again in August and early September for bloom the following year. Do not cover seed, as light is beneficial for germination. Columbines prefer moist soil in light shade, but will tolerate full sun except in hot, dry areas. Plant 30-45 cm (12-18”) apart, feed monthly and keep well watered.

NEW 6411 ■ EARLYBIRD SERIES

A first year flowering perennial that's more compact than McKana Giants and filled with abundant blooms in unique and very vibrant colours. Short-stemmed, well mounded plants have a rich green foliage for a beautiful garden show. Averages 23-28 cm (9-11”) garden height.

6411 ■ RED-YELLOW (a rare color in hybrid Aquileia's)

6412 ■ PURPLE-WHITE
Pkt of 10 sds \$3.99; 25 sds \$7.95

6415 ■ MCKANA GIANTS

Approx.60 sds/pkt. Large 10 cm (4”) cup and saucer shaped flowers with long, lush spurs fill these sturdy, 75 cm (30”) high plants. Solid and bicoloured flowers include white, cream, rose, violet, yellow and red. An excellent border or cut flower plant. Hardy to Zone 3.
Pkt \$2.19; 5g \$13.35; 25g \$47.25

Coneflower (*Echinacea purpurea*)

265 seeds/gram. An outstanding perennial that is very easy to grow. Loves full sun to partial shade. Attracts beneficial insects such as pollinators and butterflies and seeds are an important late summer and early fall food source for Gold Finches. Heat and drought tolerant. Sow outdoors September through October or start indoors February to March 1st for bloom the first season. Indoors, use a soilless growing medium and keep the soil at 21-25°C (70-80°F) for the 10-15 day germination period. After germination, grow on under lights at a slightly cooler temperature. When planting out after hardening off the seedlings, select a site in full sun with good air circulation.

6420 ■ PURPLE CONEFLOWER

Approx. 60 sds/pkt. Pretty, long-lasting, daisy-like blooms of light purple with contrasting centres of dark maroon. Tall, stately plants average 1 m (39”) in height. A little afternoon shade seems to help flower persistence in the garden. Tolerates a wide range of soil conditions except continually wet soil. Hardy to Zone 3.
Pkt \$2.99; 125g \$40.00; 250g \$68.25 500g \$110.00

6422 ■ POW WOW WILDBERRY

AAS Winner 2010. Intense, rose coloured flowers and loads of them! Compact, upright plants growing to 60 cm (24”) in height with an excellent basil branching habit; perfect for even the smallest garden. Drought tolerant, suitable for containers or cut flowers and very pollinator friendly! Hardy to Zone 3.
Pkt of 10-12 sds \$5.99

6425 ■ WHITE CONEFLOWER

Approx. 30 sds/pkt. An attractive, white version of the popular purple coneflower. Hardy plants are topped with white, daisy-shaped flowers with yellowish-grey pincushion shaped centres. A reliable, late summer flower for borders or for cutting. Garden height 60 cm (24”). Less tolerant of continually wet soil than the purple flowering form. Hardy to Zone 3.
Pkt \$2.99; 5g \$18.50; 15g \$43.95

ORDER ONLINE AT
WWW.OSCSEEDS.COM



CHINESE LANTERN



EARLYBIRD
RED YELLOW



EARLYBIRD
PURPLE WHITE



MCKANA GIANTS
MIXED COLORS



WHITE
CONEFLOWER



PARADISO MIXED



DWARF YELLOW PRAIRIE



SUNFIRE



LANCE LEAVED

6427 ■ PARADISO MIXED

First-year blooming from early indoor sowings, with an incredible array of colours from red to yellow, orange and purple blooms. Improved vigour, with consistent garden performance. Semi- compact plant average 30-40 cm (12-16”) in height. A dependable perennial hardy to Zone 4. Pkt of 10 sds \$2.99

6910 ■ DWARF YELLOW PRAIRIE (*Ratibida columnifera*)

1800 seeds/gram. Approx. 500 sds/pkt. This pretty, native North American wildflower is found throughout the southern plains areas in Central Canada. Sturdy, drought tolerant and colourful plants up to 1m (39”) tall bloom from midsummer through to early fall. Thrives in hot, humid conditions and is best in medium to drier soils. Flowers are up to 7.5 cm (3”) across with bright yellow reflexed petals and a pronounced dark brown tubular centre. Flowers are a butterfly favourite and the seed produced by this plant is preferred by many birds and small mammals. Perennial, hardy to Zone 4. Pkt \$2.19; 25g \$16.75

Coreopsis (*Coreopsis spp.*)

350 seeds/gram. Carefree plants native to the America’s. Sow directly outdoors or 10 weeks early indoors for early summer flowering the first year. Sow outdoors anytime April to June or again in August and early September for flowering in the following year. Thin seedlings to 30 cm (12”) apart in the garden. Self-seeds very easily when established. Indoors, it germinates in 10-12 days at 21°C (70°F). Grow on under lights at a cooler temperature of 12°C (50°F) before hardening off and transplanting to a sunny spot in the garden. Hardy to Zone 3.

6430 ■ EARLY SUNRISE

Approx. 25-30 sds/pkt. AAS and Fleuroselect Gold Medal Award Winner. A very hardy and easy to grow perennial. Produces semi-double, golden yellow blooms in as little as 12 weeks on 45 cm (18”) long, sturdy stems. Blooms all summer and is excellent in the border or for cutting. Pkt \$3.99

6432 ■ SUNFIRE

Guaranteed to brighten any garden! Pollinator friendly, golden yellow flowers 5 cm (2”) across are centred by red-burgundy eyes. The plants themselves are quite compact and bushy - maturing to 45 cm (18”) in height and spreading to 45-60 cm (18-24”) in width. A reliable, first-year flowering perennial. Blooms from late June well into October. Deer resistant. Pkt of 20-25 sds \$3.99

6900 ■ LANCE LEAVED (*Coreopsis lanceolata*)

440 seeds/gram. Approx. 70 sds/pkt. Ontario wildflower. A favourite of many pollinators, as well as butterflies. It is often used for quick colour in native wildflower mixes and for borders in formal beds. It also makes a nice cut flower. Brilliant yellow flowers 2.5-5 cm (1-2”) across bloom on stems 60 cm (2’) tall pretty well all summer long. Lance-leaved coreopsis also self-seeds very easily and tolerates both heat and drought. Perennial, hardy to Zone 4. Pkt \$2.19; 25g \$11.50; 125g \$40.00; 250g \$65.35; 500g \$110.00

English Daisy Bells (*Bellis perennis*)

4,800 seeds/gram. Sow seed indoors in mid-February, on top of the growing medium but do not cover as light aids germination. Germinate at 21° (70°F) for 14 days. Grow on under lights before hardening off and transplant to a sunny site. Space plants 15 cm (6”) apart in the garden in full sun to partial shade. Prefers a rich, moist soil. Keep well-watered during the growing season and feed monthly for best garden performance. A direct seeding can be done in May and June for flowering the following year.

6450 ■ GIANT DOUBLE MIXED

Approx. 400 sds/pkt. Small, double daisy-like flowers with 15 cm (6) stems, rising from tufts of shiny green foliage. A great plant for early colour, as it blooms from early April into May. Beautiful as an edging for borders or the rock garden. Sow yearly for continuous bloom. Biennial, hardy to Zone 4. Pkt \$2.99; 25g \$42.70

Shasta Daisy

(*Chrysanthemum leucanthemum maximum*)

750 seeds/gram. Favourite summer perennials blooming June through August. Easy to grow, adaptable to most soils, trouble-free and tolerant of heat and drought. Blooms well in full sun or light shade. Start seed 8 to 10 weeks early indoors. Germination requires 14-21 days at 21°C(70°F). Grow on under lights at a cooler temperature of 15°C(60°F) before hardening off and transplanting outside to a sunny spot. Seed can also be directly sown in the garden in May and again in mid-August to early September for flowering in the following year.

6625 ■ SHASTA DAISY

Approx. 225 sds/pkt. Naturalized throughout much of North America, these free-flowering plants are filled with large, snow white, single flowers with yellow centres. Long blooming, deer resistant and a butterfly favourite! Tolerant of most soils. No perennial garden should be without this outstanding plant! Hardy to Zone 3. Pkt \$2.19; 25g \$17.30; 125g \$54.30

6630 ■ CRAZY DAISY

Approx. 25 sds/pkt. Robust, 60-70 cm (24-28”) tall plants are filled with mostly double white flowers all with yellow eyes. Many petals have a quill type petal giving them a unique, fluffy look. Crazy Daisies flowers average 6.5 cm (2.5”) in diameter. Extremely eye-catching display when this variety is massed in the garden. Reliably hardy to Zone 4. Pkt \$2.99

A FACT TO GROW BY

Enjoy the succession of perennials throughout the season. With the variations in flowering times, duration of bloom and wide range of colours your garden will be as ever changing as the seasons. Adding a few annuals will provide more blooms over a longer period until the perennials gradually mature and fill in the garden.



EARLY SUNSHINE



GIANT DOUBLE MIXED



SHASTA DAISY



CRAZY DAISY



GLOBE THISTLE



FLAX BLUE



MAGIC FOUNTAINS



FLAX SCARLET



ALPESTRIS BLUE

Delphinium (*Delphinium cultorum*)

350 seeds/gram. Easy to grow, adaptable to most soils, trouble-free and tolerant to heat and drought. Start seed 8 to 10 weeks early indoors. Chill seed for 24 hours prior to sowing. Germinate at 18°C(65°F) then grow on under lights at cooler temperatures of 15-18° (60-65°F) before hardening off and transplanting to a sunny site. Cut back plants after flowering is complete to encourage a second bloom for later in the summer.

6435 ■ PACIFIC GIANTS MIXED

Approx. 70 sds/pkt. Large, graceful spikes filled with 5 cm (2") double florets, burst out into colour at the top of these sturdy plants. A well balanced blend of solids and bi-colours. Foliage is mildew resistant. The tall plants are good for the background in the perennial border. Garden height of 150 cm (5'). Hardy to Zone 4. Pkt \$2.19; 5g \$27.00

6440 ■ MAGIC FOUNTAINS

Approx. 40-50 sds/pkt. A dwarf, wind tolerant delphinium, ideal for the garden or containers. Matures to only 75 cm (30") in height. Contains shades of violet, lilac, lavender, rose, cream, blue and white all with contrasting centre eyes. Attracts bees and butterflies! Pkt \$2.99; 5g \$32.70

Echinops (*Echinops ritro*)

75 seed/gram. Large, dramatic plants that are impressive in the garden or as dried flowers. Start indoors in a soilless mix in early March. Press seed into the mix but do not cover as light aids germination. Germinate at 21°C (70°F) then grow on under lights at a slightly cooler temperature, then harden off and transplant to a sunny spot in the garden. Seed can also be directly sown in the garden from August to early September for flowering in the following year.

6445 ■ GLOBE THISTLE

Approx. 30 sds/pkt. A splendid "everlasting" with masses of globular, spiked, violet-blue flowers on solid tall 75-90 cm (30-36") stems. Thistle-like foliage is finely cut with a saw-tooth shape, tipped with slightly, prickly spines. A pollinator favourite for bees and butterflies. Hardy to Zone 3. Pkt \$2.99; 25g \$30.35

Evening Scented Primrose

(*Oenothera lamarckiana*)

1900 seeds/gram. Perennial for rock gardens and low borders. Sow seed indoors February 1st for first year flowering. Do not cover the seed as light is beneficial for germination. Germinate at 15-20C (60-70F) for 14 days. Outdoors sowings can be done mid-May or late October.

6915 ■ EVENING PRIMROSE

A colourful Ontario Native and a great pollinator plant. Flowers bloom late afternoon into the evening and close during the daylight hours. Sweetly scented, bright yellow, cup-shaped flowers 2.5-5 cm (1-2") across attract small birds and other nighttime pollinators such as moths and bats. Performs well in dry to average soils in full sun to partial shade. Compact plants average 30 cm (12") height. Pkt \$2.99; 25g \$19.30; 125g \$60.85

Flax (*Linum sp.*)

Beautiful annuals for quick summer colour. For earliest blooming, sow seed indoors in a soilless mix in mid-April using plantable peat pots as flax does not transplant well. Cover seed very lightly and keep at 21°C (70°F) for the 5 to 10 day germination period. After germination, grow on under lights at a slightly cooler temperature then harden off and transplant outside to a sunny location. Ideally, we recommend direct outdoor sowing in late fall or in mid-May. Thin seedlings to stand 20 cm (8") apart in formal gardens.

6925 ■ BLUE

645 seeds/gram. Approx. 350 sds/pkt. Blue Flax is a short lived perennial that is best sown outdoors as it does not transplant well. Pretty sky-blue flowers 2.5 cm (1") across, are produced in large numbers on 25-30 cm (10-12") tall plants with fine-textured gray-green foliage. Some plants can reach 60 cm (24") in height. Pkt \$2.19; 125g \$40.00; 250g \$65.35; 500g \$110.00

6930 ■ SCARLET

290 seeds/gram. Approx. 200 sds/pkt. This species native to North Africa and southern Europe enjoys sun to partial shade and is very tolerant of dry soils. Perfect for quick, intense summer colour and contrasting rich green foliage. Plants grow to between 30-60 cm (12-24") in height. While each flower typically only lasts a day, due to the large number produced by each plant, flowering is pretty well continuous from late June through to August. Pkt \$2.19; 125g \$40.00; 250g \$65.35; 500g \$110.00

Forget-Me-Not (*Myosotis alpestris*)

1,500 seeds/gram. These little beauties are probably the easiest plant to grow from seed. We suggest simple scattering the seed on the surface of the soil any time from June through to the end of August - rain will work seed into the proper depth. Plants will sprout, then over-winter before flowering the following spring, then going to seed and dying. They make their best growth in slightly moist and shaded areas.

6460 ■ ALPESTRIS BLUE

Approx. 225 sds/pkt. (Alpine Type) Compact, ball-shaped plants are loaded with beautiful eye-catching indigo blue flowers arriving in spring. They are very easy to grow and reseed themselves quite freely. Mature garden height averages 15 cm (6"). Biennial, hardy to Zone 3. Pkt \$2.99; 25g \$42.45



EVENING PRIMROSE



EXCELSIOR



ARIZONA RED SHADES



MESA YELLOW



GLORIOSA DAISY

Foxglove (*Digitalis purpurea*)

10,000 seeds/gram. Native to the Mediterranean. Although considered a biennial, it reseeds so freely that once established, it is a permanent fixture in the garden. Start seeds indoors in a soilless mix in February or March. Germinate at 21°C (70°F), then grow on under lights at a slightly cooler temperature before hardening off and planting in the garden. Seed can be directly sown in May and June and again in mid-August to mid-September for flowering in the following year.

6465 ■ EXCELSIOR

Approx. 500 sds/pkt. An extra early bloomer with a tall, stately, inflorescence of bell-shaped blooms accented by spotted throats. Colours include pink, rose, purple, cream, primrose and white. Performs well in sun or partial shade. Matures to 1.5 m (5') height in the second year. Prefers wind sheltered locations with full sun in moist soils or partial shade in drier locations. Hardy to Zone 4. Note: Seeds and plants are considered toxic.

Pkt \$2.19; 25g \$18.85; 125g \$63.00

Gaillardia (*Gaillardia aristata*)

350 seeds/gram. Also known as Blanket Flower. A North American native flower and an outstanding garden plant. Sow directly outdoors anytime from April to August in a sunny spot for flowering the following year. For first year flowering, sow seed indoors in a soilless mix at the beginning of March. Do not cover seeds as light aids germination. Germinate at 21-25°C (70-80°F) for 14-21 days.

6470 ■ GRANDIFLORA

Approx. 110 sds/pkt. Clear, bright golden-yellow, daisy-like flowers, highlighted with attractive maroon-red centres. Ideal for cutting and at the back of the perennial border. Height 75 cm (30"). Self-sows readily but is not invasive and is very easy to grow. Pollinator friendly. Hardy to Zone 3. Pkt \$2.99; 25g \$36.00

6477 ■ ARIZONA RED SHADES

Flower power that is second to none, with dark orange-red flowers 10 cm (4") in diameter that literally smother the plant from late spring through September. A small percentage will have yellow tipped petals. Compact plants average 30 cm (12") in height. Quick to flower from seed; long lived and low maintenance!
Pkt of 10 sds \$2.99

6480 ■ MESA YELLOW

A.A.S. winner 2010. The first F1 Hybrid Gaillardia from seed. Vigorous 45 cm (18") tall plants are loaded with brilliant yellow 7.5 cm (3") wide daisy-like flowers. A favourite of insect pollinators and butterflies. Blooms throughout the summer. A great plant for use in containers. Hardy to Zone 4. Pkt of 10 sds \$3.99

Geum (*Geum hybridum*)

400 seeds/gram. A member of the rose family. Start seed indoors in a soilless mix from mid to late February for same year flowering or direct sow outdoors in May for blooms the following June-July. Seed does require 28 days or more to germinate at 21°C (70°F). Plants can be pruned back heavily after flowering to rejuvenate growth.

6485 ■ MRS. BRADSHAW

Approx. 125 sds/pkt. Double, rose-like scarlet blooms on long stems are attractive in the border or as cut flowers. Not only are plants very heat and drought tolerant, they are one of spring's first perennials to bloom and continue flowering most of the summer. Mature garden height is 60 cm (24") to the top of the flower stalks. Hardy to Zone 4. Pkt \$2.99; 25g \$40.45

Gloriosa Daisy (*Rudbeckia hirta Gloriosa*)

1,800 seeds/gram. Striking in the garden or as cut flowers. Sow outdoors September through October or start indoors Mar 1st for blooms the first season. Indoors, use a soilless growing medium and keep the container at 21-26°C (70-80°F) for the 10-15 day germination period. After germination, grow on under lights at a slightly cooler temperature. When planting out, after hardening off the seedlings, select a site in full sun with good air circulation.

6490 ■ GLORIOSA DAISY

Approx. 300 sds/pkt. Large 12-18 cm (5-7") wide flowers in yellow, mahogany and bi-colours all with brown-black centres bloom June through August. Thrives in full sun to partial shade; tolerant to heat and poorer soils. Matures to 1m (39") height. Pkt \$2.99; 25g \$19.30; 125g \$60.85

Gypsophila (*Gypsophila paniculata*)


1,200 seeds/gram. Long-lived bushy plants are invaluable for the perennial garden. It's best to start seed outdoors from May through mid-July in a slightly shaded location for bloom the following year. Space seedlings 60 cm (24") apart in the garden.

6500 ■ PANICULATA SINGLE

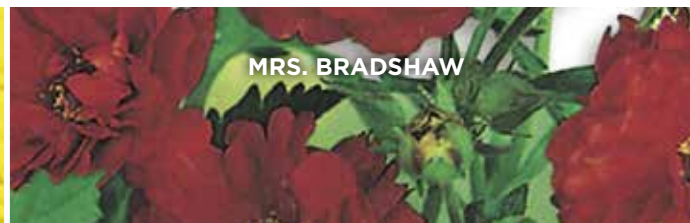
Approx. 300 sds/pkt. Also known as Baby's Breath. Beautiful, billowy mists of tiny white flowers from July through August. Excellent as a fresh cut flower or in dried bouquets. Stately plants grow to 90 cm (36") tall, prefer neutral to somewhat alkaline soils. Plants will benefit from an application of gypsum added to the soil every spring - this helps to maintain a favourable soil pH. Hardy to Zone 3. Please note: seed is not sold to addresses in British Columbia, Alberta, Saskatchewan.
Pkt \$2.99; 5g \$16.40; 25g \$52.10

A FACT TO GROW BY

The removal of dead or spent flowers is called "deadheading". It is important to do this to stimulate annual flowers to keep on producing new flowers rather than directing their energy to seed formation



GRANDIFLORA



MRS. BRADSHAW



PANICULATA SINGLE



BRESSINGHAM HYBRIDS



DOUBLE APRICOT



FIESTA TIME

Heuchera

25,000 seeds/gram. Also known as Coral Bells. Start seed indoors in a soilless mix anytime from January to mid-March. Germinates in 10-20 days at 18°C (65°F) then grow on under lights at the same temperature before hardening off and transplanting to a sunny or partially shady site in the garden. Outdoors, directly garden sow seed during May and again in late August for bloom the following spring.

6510 ■ BRESSINGHAM HYBRIDS

Approx. 125 sds/pkt. Very graceful, slender stalks 35-45 cm (14-18") tall are loaded with dainty red or pink bell-shaped flowers sitting high above the bright green, heart-shaped foliage. Plants bloom for an extended period from late May through August. A great plant for rockeries or borders. Hardy to Zone 3. Pkt \$2.99

Hollyhocks (Alcea rosea)

110 seeds/gram. Biennial. Seed can be started indoors in a soilless mix in March. Germinate at 18°C (65°F) for 21-28 days then grow on under lights before hardening off and transplanting to a sunny location in the garden. Avoid higher temperatures as it affects germination success. Direct outdoor sowing can be done May to August. Space mature plants 75 cm (30") apart in the garden.

6515 ■ CHATERS DOUBLE MIXED

Approx. 60 sds/pkt. Tall, stately plants 2 m (6') high are loaded with fully double flowers in rose, salmon, buff, yellow, red or white with a cushion centre. Hollyhock is a biennial that will not bloom until the second year, then they flower heavily, produce seed and die. For this reason, we recommend planting seed two years in a row. After that, hollyhocks reseed readily and will soon become a permanent fixture in the garden. Space plant at least 45 cm (30") apart. Reliably hardy to Zone 3. Pkt \$2.19; 25g \$29.70; 125g \$85.00

6517 ■ DOUBLE APRICOT

Beautiful, fully double, apricot blooms are a standout in any garden - from the old-school cottage garden to the modern perennial border. While hollyhock will grow nicely in some shade, full sun is essential for the best blooms. Biennial, hardy to Zone 4. Pkt of 25-30 sds \$2.99

6520 ■ FIESTA TIME

Majestic, double flowers of intense cerise-pink fill these compact, sturdy plants of 1 m (36") height. Unbelievable hues and loads of blooms! Plants may bloom when grown from seed in the first year if you start them very early indoors in February and set them out in mid to late May. Pkt of 15 sds \$3.99; 50 sds \$9.70

NEW 6522 ■ HALO MIXED

A stunning first year flowering Hollyhock from early indoor sowings. Large, attractive, brightly coloured, single flowers of white, yellow, red and purple all with strong contrasting bi-coloured eyes. Makes a great blooming screen for privacy. Hollyhocks are also edible and adds gorgeous color to any summer dish or fresh salads! Sow every year for a continuous show of color throughout the summer. Height 200 cm (6-1/2'). Pkt of 15 sds \$3.99; 50 sds \$9.70

**IF YOU'RE IN WATERLOO
VISIT OUR RETAIL STORE AT
16 KING STREET SOUTH
MONDAY TO FRIDAY
8:30AM TO 6:00 PM
SATURDAYS
8:30 AM TO 5:00 PM
CLOSED SUNDAYS
(OUR FAMILY DAY)**

Lavender (Lavandula angustifolia)

800 seeds/gram. Sow seed 3 mm (1/8") deep and 2.5 cm (1") apart directly outdoors in a sunny site with well drained soil in late May or in late August to early September in Zone 5 and up. Thin plants to 30 cm (12") apart in the garden. Seed can also be started indoors in a soilless mix 10 weeks before last frost date. Keep at 21°C (70°F) for the 14-30 day germination period. Grow on under lights at a slighter cooler temperature before hardening off and transplanting outside after the danger of frost has passed.

6527 ■ VINCENZA BLUE

This compact, tender perennial has an attractive, grey-green foliage and spikes of deep lavender-blue. Flowers long into the fall and is a very good summer performer that withstands heat and drought conditions. In warmer areas of Canada, it can grow large enough to form a small informal hedge. Bees and butterflies just love the fragrant blossoms. Reliably hardy to Zone 7 and can often overwinter to Zone 5 with winter protection. Pkt of 20-25 sds \$2.99

Lunaria (Lunaria biennis)

50 seeds/gram. Also known as Money Plant, Honesty or Silver Dollars. Outdoors, sow seed in June and July for flowers the next year. Indoors, sow seed in a soilless mix in early April. Germinate at 21°C (70°F) for 15-20 days. Grow on under lights at a slightly cooler temperature before hardening off and planting out after the danger of frost has passed. Space plants 30 cm (12") apart in the garden.

6525 ■ SILVER DOLLARS

Approx. 50 sds/pkt. Delicate and fragrant, mauve flowers shine in late spring but the real catch is the shiny, silvery white, circular seed pods that are used for indoor fall/winter decoration. This plant prefers noon hour shade. Light mulching helps over-wintering evergreen rosettes survive the winter without damage. Mature plants grow to 90 cm (36") in height. Biennial, hardy to Zone 4. Pkt \$2.19; 25g \$10.85; 125g \$33.55



CHATERS DOUBLE MIXED



HALO MIXED



VINCENZA BLUE



SILVER DOLLARS



**RUSSELLS
HYBRIDS MIXED**



RUSSELLS BLUE



RUSSELLS RED



RUSSELLS YELLOW



RED SWAMP MILKWEED

Lupins (*Lupinus polyphyllus x hybrid*)

45 seeds/gram. A striking border plant. Somewhat finicky to start, it requires a cooler temperature of 16°C (60°F) for the 20-25 day germination period. Sow into peat pots as it resents transplanting. Soak seed for 24 hours prior to sowing indoors 6 to 8 weeks before last frost date. After germination, grow on under lights at the same temperature before hardening off and transplanting to the garden in a sunny location. Direct garden seeding can also be done late in the fall.

6530 ■ RUSSELLS HYBRIDS MIXED

Approx. 40 sds/pkt. A favourite June-July blooming perennial that's valued for its tall, colourful spikes of blue, red, rose, white, yellow and blue/white bi-colours. Requires moist soil in full sun to light shade. Plants persistence is improved when protected from severe winter and summer stress. Height 60-90 cm (24-36"). Hardy to Zone 5.
Pkt \$2.19; 25g \$11.40; 125g \$34.30; 500g \$100.00

Individual Colours (*Russells Lupines*)

6535 ■ BLUE 6540 ■ RED 6550 ■ YELLOW

Pkt \$2.19; 25g \$11.40; 125g \$33.40; 500g \$100.00

6995 ■ WILD LUPINS

Approx. 40 sds/pkt. (*Lupinus perennis*). Native Ontario prairie plant is loaded with light white striped to light white shaded deep blue flowers from early spring through to mid-summer. Flowers are carried on terminal spikes up to 20 cm (8") long. Each flower is about 2.5 cm (1") in length with a typical pea-like shape. Plants range in height from 20-60 cm (8-24"). Best in full sun but also grows well in part shade. Tolerant of most soils but prefers drier, sandy sites with lower fertility. Perennial, hardy to Zone 4.
Pkt \$2.19; 25g \$11.50; 125g \$40.00; 250g 65.35; 500g \$110.00

Lychnis (*Lychnis chalcedonica*)

1,650 seeds/gram. Excellent for borders or cut flowers. Blooms the first year from an early March sowing if started indoors. Germinates at 21°C (70°F) in 28 days. Do not cover seed as they respond to light for improved germination. Chill seed for 2-3 weeks at 5°C (40°F) prior to planting. Late fall sowing, directly outdoors is also very effective as this allows the seed to be naturally stratified over the winter.

6555 ■ MALTESE CROSS

Approx. 125 sds/pkt. Large showy umbels of brilliant, scarlet-red flowers sit high above the foliage from May through August. Rich green foliage is very fine, almost hair-like in appearance making an interesting contrast with the flowers. Maltese Cross is very popular for borders and cut flowers. Grows quite well in dry, sandy soils. Height 60-90 cm (24-36"). Hardy to Zone 3.
Pkt \$2.99; 125g \$35.80

Malva (*Malva sylvestris*)

400 seeds/gram. Sow indoors in a soilless mix in February germinating at 20°C (68°F) for 10-20 days. After germination, grow on under lights at a slightly cooler temperature before hardening off and transplanting out to a sunny site in the garden. Direct garden sow in early May in a full sun to partially shaded location in well-drained soil. A late fall sowing can also be attempted. Space the plants 30-45 cm (12-18") apart in the garden.

6560 ■ ZEBRINA

Approx. 50 sds/pkt. An old-fashioned favourite and a good back-of-the-border plant that grows to 100 cm (40") tall. Strong, erect stems are loaded with 5 cm (2"), cup shaped, mauve-pink flowers that are heavily veined with a velvety-purple. Delivers its vibrant colours mid-summer through fall. A great pollinator plant and deer resistant. This tender perennial is best grown as an annual throughout most of Canada.
Pkt \$2.99; 25g \$40.25

Milkweed

Butterfly Milkweed, Common Milkweed and Red Swamp Milkweed...listed under *Asclepias*. See page 90.

Ox Eye Sunflower

(*Heliopsis helianthoides*)

220 seeds/gram. Start seed indoors in a soilless mix anytime from February through March. Germination is somewhat irregular and seeds need light for germination, so lightly press seed into the growing medium. Keep the seed starting medium at 18°C (65°F) during the 10-18 day germination period. After germination, grow on under lights then harden off and transplant to a partly sunny spot in the garden. Direct garden sow in early spring or late fall for a second year bloom. Fall seeding allows any dormant seed to be naturally stratified over the winter. Plants generally do not flower until the second growing season when grown from seed.

6955 ■ OX EYE SUNFLOWER

Approx. 50 sds/pkt. Also known as False Sunflower. Native to the eastern half of North America, this spreading multi-branched plant is an early flowering wildflower loaded with single and double yellow flowers 5-7.5 cm (2-3") wide from July through September. Enjoys full morning sun and partial afternoon shade and will tolerate a wide range of soils and soil moisture levels. Mature plants reach 60-120 cm (24-48") garden height. Flowers attract pollinators and the seed is consumed by birds and small mammals. Perennial, hardy to Zone 3.
Pkt \$2.19; 25g \$22.00



WILD LUPINS



MALTESE CROSS



ZEBRINA



OX EYE SUNFLOWER



**BUTTERFLY
MILKWEED**



**COMMON
MILKWEED**



OZARK SUNDROP



SENSATION MIXED COLOURS



ICELAND MIXED COLOURS



BRILLIANT SCARLET



CHECKERS



PAINTED DAISY

Ozark Sundrop (*Oenothera missouriensis*)

175 seeds/gram. Carefree, ground hugging plants for hot dry conditions and poorer soils. Sow indoors in a soilless mix in January through February, germinate at 21°C (70°F) for 14-21 days. Seeds germinate better when given a cold treatment prior to sowing. Grow on at the same temperature, then transplant to the garden 30 cm (12") apart when the danger of frost has passed. Direct seeding can also be attempted in May and again in August for flowering the following year.

6570 ■ OZARK SUNDROP

Approx. 60 sds/pkt. Also known as Missouri Evening Primrose. Produces very showy, 7.5 cm (3") wide, poppy-like, bright lemon yellow flowers on compact plants. Flowers open mid-day for one day only, then wither while new blooms arrive daily, keeping the show going. Plants are quite showy once established and will thrive in sunny hot areas with soil that is less than ideal. Hardy to Zone 4. Pkt \$2.99; 25g \$50.00

Penstemon (*Penstemon hartwegii*)

2,300 seeds/gram. Half hardy perennial that requires a winter mulch in areas of severe cold and little snow cover. Indoors, sow seed in a soilless mix in mid-March. Germinate seeds at 18-21°C (65-70°F) for 10-15 days. Grow on under lights, then harden off and transplant to a sunny site with rich, well-drained soil. Direct garden seeding can also be done in fall. Space plants 30 cm (12") apart in the garden.

6575 ■ SENSATION MIXED COLOURS

Approx. 250 sds/pkt. Also known as Hartweg's Beardtongue. Colourful, snapdragon-like tubular flowers of mixed red shades are abundantly borne along tall flower spikes. Foliage is neat, often glossy and unusually evergreen. Grows to a height of 90 cm (36"). Flowers appear late spring to mid-summer and continue through to late August. Height 90 cm (36"). Pkt \$2.19; 5g \$17.60

Poppies (*Papaver*)

Long stemmed flowers in gorgeous colours adorn these showy perennial plants. Start indoors in a soilless mix in late February or March. Do not cover seed, as light helps induce germination. Germinates at 21°C (70°F) in 21 days. Grow-on under lights at slightly cooler temperatures before hardening off and planting out after the danger of frost has passed. Outdoor sowing should take place anytime from May to mid-July or late fall for flower in the following season. Remove faded blossoms to prolong flowering. Best established in well drained soils.

Iceland Poppy (*Papaver nudicaule*)

8,000 seeds/gram. A great way to add delicate foliage and long lasting flowers to the garden. Colorful plants bloom May through July.

6580 ■ MIXED COLOURS

Approx. 800 sds/pkt. Large cup-shaped flowers, 10 cm (4") wide with wavy, fringed petals form in a multitude of colours atop fine, bright green, fern-like foliage on plants growing to 45 cm (18") in height. Strong stems withstand harsh wind and rain for a long lasting show. Has a tendency to self-sow. Flowers best in full sun. Pkt \$2.99; 5g \$19.40

Oriental Poppy (*Papaver orientalis*)

4,000 seeds/gram. Beautiful large flowers on long stems. Rated as hardy to Zone 4, however they can be subject to crown damage caused by repeated winter freeze thaw cycles.

6585 ■ BRILLIANT SCARLET

Approx. 800 sds/pkt. Perhaps the most spectacular flower in the early summer garden with its brilliant red flowers with black centre blotch and rich green foliage. Reaches a mature height of 75 cm (30"). Hardy to Zone 3. Pkt \$2.99; 15g \$21.80

6588 ■ CHECKERS

Pure, silky white flowers are individually marked with a deep, black cross for the ultimate contrast! These sturdy plants with their rich green foliage are ideal for brightening sunny borders or for using as uniquely patterned cut flowers. Checkers has a garden height of 60-90 cm (24-36"). Pkt of 35 sds \$2.99

Pyrethrum (*Chrysanthemum coccineum*)

500 seeds/gram. Gorgeous border plants or colourful cut flowers. Sow seed indoors in a soilless mix by March 1st for early summer flowering. Germinate at 21°C (70°F) for 14-21 days, then grow on under lights at a slightly cooler temperature before hardening off and transplanting out after the danger of frost has passed. Space plants 30 cm (12") apart. Seed can also be sown directly to the garden in July. Moist, well drained soil is best. Try raised beds to accomplish this if your soil is heavy. Hardy to Zone 5 with protection. Enjoys full sun in a rich, fertile soil.

6590 ■ PAINTED DAISY

Approx. 40 sds/pkt. Single daisy-like flowers in shades of pink, red, rose or white completely cover the 75 cm (30") high bushy plants from May through June. Gorgeous spring and summer colour in sun or partial shade. Invaluable for cutting (cut as soon as colour shows) and as a dried flower (harvest immediately after bloom opens). Pkt \$2.99; 25g \$47.25

OSC Gift Certificates are the ideal gift idea for any gardener.



PRAIRIE SUN



AUTUMN FOREST



BLACK EYED SUSAN



SWEET PEA MIXED

Rudbeckia (*Rudbeckia hirta*)

3700 seeds/gram. A robust perennial that turns heads wherever sown. Withstands intense heat and drought better than most wildflowers. Seed can be started indoors in a soilless mix from February to the beginning of March. Germinates at 20°C (70°F) in 14 to 21 days. Grow on under lights at a slightly cooler temperature before hardening off and transplanting outdoors to a sunny spot. Direct outdoor sowing for wild types (see Black Eyed Susan) is also very effective early spring or late fall. Space plants 40 cm (16") apart in the garden.

6600 ■ PRAIRIE SUN

A.A.S. and Fleuroselect Winner 2003. Prized for its unique bicolor pattern and sturdy plant habit. Very large 12 cm (5") flowers with light yellow tips on golden yellow petals that encircle a soft green centre. Free blooming plants reach 100 cm (40") garden height. A short lived perennial that should be treated as an annual in Canadian gardens. Pkt of 50 seeds \$2.99

6605 ■ GOLDSTURM

Bold, golden yellow flowers with dark buttons flourish from mid-July through September on 70 cm (28") plants. Heat and drought tolerant and good for cut flowers too! Perfect for mass plantings or with other later blooming perennials. Hardy to Zone 3. Pkt of 50-75 sds \$2.99

6615 ■ MAYA

Fleuroselect Gold Medal in 2005. The world's first, double flowering Rudbeckia, producing large 9-11 cm (3.5-4.5") bright yellow flowers on durable 45 cm (18") plants. Spectacular in borders, flower beds and containers. A tender perennial that is best treated as an annual in most parts of Canada. Pkt of 15 sds, \$3.99

6620 ■ AUTUMN FOREST

Approx. 100 sds/pkt. Brilliant autumn shades of red, mahogany and yellow bicolours with darker centres. Large flowers up to 12.5 cm (5") size have unusual pointed petals. Matures to 45 cm (18") in height. This Rudbeckia is best grown as an annual. Pkt \$2.19; 25g \$28.90

6865 ■ BLACK EYED SUSAN

Approx. 200 sds/pkt. The most recognizable Ontario Native plant with golden yellow blooms and dark chocolate-brown to black centres. Easy to grow, adaptable to most soils, trouble-free and tolerant of heat and drought. Blooms well in full sun or light shade. No wildflower garden is complete without some Black Eyed Susans somewhere in the border. Blooms from July through to September. Height 60-90 cm (24-36"). Hardy to Zone 3. Pkt \$2.19; 25g \$11.50; 125g \$40.00; 250g \$65.10; 500g \$110.00

Stachy's (*Stachys lanata*)

1,100 seeds/gram. Also known as Lamb's Ear. A unique woolly perennial that's ideal for naturalizing in the border. Start inside in a soilless mix in mid-March. Germinate at 21°C (70°F) for 10-20 days. Then grow on under lights at a slightly cooler temperature before hardening off and transplanting to a sunny site in the garden. Performs in hot dry conditions in full sun to partial shade. It is also very easy to direct sow this perennial in May and again in mid-August to the beginning of September.

6635 ■ LAMB'S EAR

Approx. 100 sds/pkt. Ornamental, silvery, woolly foliage with unusual shaped leaves of 7.5-10 cm (3-4") in length provide a nice accent to the garden. Very tiny, mauve and white flowers appear early summer. A good pollinator plant. Sow between rockery stones or along a garden path to enjoy the interesting mat of felt textured leaves. Plants spread 30 to 45 cm (12-18") across. Hardy to Zone 4. Pkt \$2.99; 5g \$14.30; 25g \$47.25

Sweet Pea (*Lathyrus latifolius*)

20 seeds/gram. A very vigorous climber blooming from July through September. Plant in full sun to enjoy rich colour and best garden performance. Seeds are very hard, so soak seed for 12-24 hours before sowing. Sow into a fibre pot using a soilless mix anytime from March to early April. Jiffy pellets also work well as they do not disturb the roots when transplanting. Germination temperatures near 15°C (60°F) are best. Grow on under lights at the same temperature before hardening off and planting out after the danger of frost has passed. Seed can also be directly sown into the garden in May and again in late fall. A fall sowing allows winter to naturally stratify any seed that might be dormant.

6640 ■ MIXED COLOURS

Approx. 20 sds/pkt. A beautiful mix of colours from deep red through rose and light pink to white. Dainty flowers average 2.5 cm (1") across and are very attractive to bees and butterflies. Drought tolerant plants make a wonderful flowering screen that comes back every year. When encouraged to climb, vines can reach 2 m (6-1/2') tall and more or they could be used as an annual spreading groundcover. Hardy to Zone 5. Pkt \$2.99; 25g \$23.00; 125g \$80.20

A FACT TO GROW BY

Plants that attract bees, butterflies and other important pollinators are an important part of our garden plantings. They not only contribute to crop pollination of the food we eat, they are an import source for wildlife providing food, nesting sites and shelter. Some of the best pollinator plant we know are: Anise, Bachelor Buttons, Basils, Bee Balm, Black Eyed Susan, Blanket Flower, Blazing Star, Butterfly Weed, Calendula, Lance Leaf Coreopsis, Goldenrod, Heliotrope, Marigold, Common Milkweed, Lavender, New England Aster, Sunflower, Purple Coneflower, Rosemary, Swamp Milkweed, Common Yarrow.



GOLDSTURM



MAYA



LAMB'S EAR



VIOLA MIXED COLOURS



SORBET XP CITRUS MIXED



SORBET XP SPRING SELECT MIX

Sweet William (*Dianthus barbatus*)

900 seeds/gram. Outstanding, large clustered flowers with a delightful fragrance and lots of them! Seed can be directly sown in the garden in a sunny spot in mid to late May for flowering the following year. Seed can also be started indoors in a soilless mix 8 weeks before last frost. Sow seed 3 mm (1/8") deep and keep at 21°C (70°F) for the 10-20 day germination period. Space plants 15 cm (6") apart in the garden. Biennial, hardy to Zone 3.

6645 ■ GAIANT SINGLE MIXED

Approx. 500 sds/pkt. Vivid colours, early flowering and tolerant of summers heat! Large, beautiful flowers in colours of pink, rose and red. Matured to 25 cm (10") height. Pkt \$2.19; 25g \$28.50; 125g \$81.00

6650 ■ SUPER DUPLEX DOUBLE

Approx. 500 sds/pkt. Big, extra- large, mostly double flowers in reds, pinks, rose and whites with an old-fashioned charm. Tall, 40 cm (16") plants are loaded with pretty, fragrant flowers that bloom July through September. Pkt \$2.19; 25g \$28.50; 125g \$81.00

Tritoma (*Kniphofia*)

320 seeds/gram. Also known as Red Hot Poker or Torch Lily. For spring transplants, start seed indoors in a soilless mix in early April. Germinates in 15-25 days at 24-27°C (75-80°F) temperature range - be patient, as some seed germinates readily while other seed can keep you waiting. Grow on under lights at a slightly cooler temperature outside to a sunny spot after the danger of frost has passed. Direct garden sowing is best from mid to late June.

6655 ■ PFITZERS HYBRIDS

Approx. 100 sds/pkt. Flaming, tubular flower spikes 75 cm (30") high in shades of red, orange and yellow. Stunning in the border or as a cut flower. Native to South Africa, and hardy to Zone 5 with winter protection. Pkt \$2.99; 25g \$43.95

Viola (*Viola cornuta*)

750-1,000 seeds/gram. Smaller than their cousins, Pansies, but just as pretty and longer blooming. Sow directly outdoors anytime spring through fall or start 10 weeks early indoors in a soilless mix at 3 mm (1/8") depth. Germinate at 21°C (70°F) for 7 to 14 days, then grow on at a slightly cooler temperature before hardening off and transplanting outdoors after the danger of frost has passed. Needs darkness to germinate. Space plants 15 cm (6") apart in the garden. Cut back in mid-summer to encourage new growth and further blooming when temperatures moderate in late summer to early fall.

6660 ■ MIXED COLOURS

Approx. 140 sds/pkt. Also known as Johnny Jump Up. Grows just like pansies in all respects. The beautiful blossoms resemble violets, but are slightly smaller and more tolerant to heat and drought. Flowers all summer long in sun or partial shade. A beautiful, evergreen perennial that's ideal for beds, borders or rockeries, growing to just 20 cm (8") tall. Pkt \$2.99; 5g \$17.60

6662 ■ SORBET XP CITRUS MIXED

Create a colourful blanket of rich orange, deep yellow and white blooms all summer long on 15-20 cm (6-8") plants. Amazing uniformity. Perfect for massed beds, borders or rockeries. Pkt of 15 sds \$2.99; 100 sds \$17.25

6664 ■ SORBET XP SPRING SELECT MIX

Hybrid vigour means more blooms per plant and less stretching. Stays compact in heat or cold. Just what every gardener wants with a wide array of colours, plus early flowering plants are just 20 cm (6-8") tall and wide. Pkt of 15 sds \$2.99; 100 sds \$17.25

Wallflower (*Cheiranthus allionii*)

680 seeds/gram. Also known as Siberian Wallflower. Biennial. Start indoors in a soilless mix in early March. Sow seed 6 mm (1/4") deep and keep at 21°C (70°F) for 20-25 days germination period. After germination grow on at slightly cooler temperatures before hardening off and transplanting to a sunny or slightly shaded area in the garden. Wallflower has a two-year life cycle. Plants grow only leaves the first season from seed. In second season, they bloom, cast seed and die off with first frost.

6665 ■ DOUBLE MIXED

Approx. 125 sds/pkt. Bushy plants about 40 cm (16") across are covered with four-clawed clusters of bright orange, rose, red and yellow shaded flowers. Uniform sized plants bloom in the spring and are quite easy to grow. Adds a sophisticated fragrance to any floral arrangement. Biennial, hardy to Zone 5 with protection. Pkt \$2.19; 125g \$36.25

White Yarrow (*Achillea millefolium*)

6,100 seeds/gram. Start seed indoors in a soilless medium from mid-February through mid-March but do not cover the seed, as light is essential for germination. Keep at 21°C (70°F) for the 7-15 day germination period. After that, grow on under lights, then harden off seedlings and transplant to a sunny spot in the garden. Directly sow seed outdoors in early spring to late fall where it is to bloom. First year plants will often flower.

6990 ■ WHITE YARROW

Approx. 200 sds/pkt. Naturalized throughout Canada. It is often used in formal rock gardens or perennial borders - especially in hot, dry sites, makes a great ground cover too. Fern-like, aromatic foliage produces swarms of showy, flat-topped, white flowers for months in the garden. Blooms mid-summer to late fall in full sun. Height 30-60 cm (12-24"). Perennial, hardy to Zone 3. Pkt \$2.19; 125g \$40.00; 250g \$65.35; 500g \$110.00



GIAINT SINGLE MIXED



PFITZERS HYBRIDS



SUPER DUPLEX DOUBLE



DOUBLE MIXED



WHITE YARROW

Legumes & Forage Crops



ALFALFA



ALSIKE CLOVER

6675 ■ ALFALFA

450 seeds/gram. A deep-rooted, drought resistant perennial forage plant that also works well as a permanent cover crop in gardens and fields. A deep rooted, soil enhancing, nitrogen fixing legume. Most stands of cultivation as forage, last at least three years. If you are growing alfalfa as forage, consider replacing the stand when there are less than 40 stems per square foot. A good plant for pollinators. Sow at 22.5 kg/ha. (20 lb/acre). For smaller areas, sow at 454 g per 180 m² (1 lb/2000 sq. ft.).

6680 ■ ALSIKE CLOVER

1,500 seeds/gram. Smallish leaves, with prolific white to pink flowers. A non-creeping plant that typically lies flat but can grow to 60 cm (24") tall when grown in with grasses. It is an ideal legume for wet, heavy or acid soils. Alsike, is a fast growing, hardy, but short-lived perennial (2-3 years), well adapted to a cool climate and right at home in wet, heavy soils or in acid soils. If used as a forage crop, it should never be used in a forage or hay mixture for horses. Alsike forms a decent cover crop and makes an excellent green manure due to its ability to fix nitrogen. A fantastic bee fodder plant as well! Sow at 13 kg/ha. (12 lb/acre). For smaller areas, sow at 454 g/330 m² (1 lb/3500 sq. ft.).

6685 ■ BIRDSFOOT TREFOIL

850 seeds/gram. High palatability and protein rich forage crop for cattle or sheep. Cold hardiness offers extended fall feeding. A long-lived perennial legume with a strong deep taproot. Tolerates both, waterlogged soil as well as very dry soil. With its low growth and multi-branching habit, it is a good choice for dry, sunny areas where other plants have trouble. Often used in erosion control blends. The flowers are an important nectar source for many insects and plants are an important food source for the larva of numerous butterflies. Sow at 13 kg/ha. (12 lb/per acre). For smaller areas, sow at 454 g/330 m² (1 lb/3500 sq. ft.).

6690 ■ BROME GRASS

200 seeds/gram. Brome grass has a deep, hardy root system that enables it to survive drought and tough winter conditions. Makes a succulent pasture drop when combined with Alfalfa. It is also used as a green manure and for erosion control. Sow in spring or early fall at up to 33 kg/ha. (30 lb/acre).

6695 ■ BUCKWHEAT

An ideal green manure. Smothers weeds once it is established; protects soil and provides valuable forage for pollinating insects and honey bees. Take time to prepare a firm, fine textured seedbed. Irrigate if rain is sparse during establishment. Buckwheat does poorly in soil that tends to stay wet. When using buckwheat as a green manure, it is best to turn the crop in 7-10 days of the onset of flowering. This will prevent seed from maturing, subsequently germinating and creating 'volunteer' buckwheat plants when or where they are no longer needed. Sow at 52 kg/ha. (48 lb per acre).

6700 ■ CATGRASS

A quick to germinate grass and digestive aid for Cats. Your four-legged furry friends will enjoy chowing down on this enticing, irresistible treat. Sow in pots in indirect sunlight rather than in a sunny window. This ensures steady growth without the soil drying out. Sprinkle seed on top of the soil and cover with a fine sifting of the same material. Mist regularly until germination occurs, then water from the bottom, if possible. Re-sow as required.

6705 ■ FALL RYE

Seeds per gram varies with crop. The most widely used fall cover crop for capturing soil nitrogen and quickly covering bare soil. Suppresses weed growth at germination and after plow down in the spring. Sow fall rye at 2.5 cm (1") depth from early September onwards through to the end of October (even early November in southern areas) at 125 kg/ha. (110 lb/acre). For smaller areas, sow at 454 g/37 m² (1 lb/400 sq. ft.).

6710 ■ OATS

30 seeds/gram. A great nurse crop to control weeds and not so aggressive that it will out-compete the target plants. Excellent cold soil germination - can be sown in spring, late summer, or fall. Tolerant of most soils and low pH (4.5). Note that winter will kill both oat plants and oat seed, so there is no carry over from year to year. Oats should be planted between 12-18 mm (1/2 - 3/4") deep. Sow as a nurse crop at 22 kg/ha. (20 lb per acre). Sow as a green manure at 900 g per 90 m² (2 lb per 1000 sq. ft.).

6715 ■ ORCHARD GRASS

1,100 seeds/gram. This hardy, cool season pasture grass is reasonably shade tolerant and does well in poor or shallow soils. Orchard grass is sown at 12 mm (1/2") deep from early April to mid-May and again in September. Late fall seeding, around mid-October until winter arrives, (known as dormant seeding), generally ensures that no seed will germinate until spring as the soil is too cold. Spring's warm rains and snow melt will be enough to initiate germination. Sow at 33 kg/ha.(30 lb per acre).

6725 ■ RED CLOVER

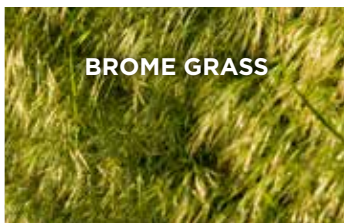
600 seeds/gram. Tolerant of most soils, A short-lived perennial forage plant with a deep taproot that not only helps to improve soil permeability but also brings nutrients up from the subsoil. Very valuable for increasing soil fertility by fixing nitrogen from the air into the soil. Known as double cut, there is rapid regrowth after the initial harvest allowing the opportunity for two harvests in the season. Red Clover typically lives from 2 to 3 years. Flowers are a honey bee and bumblebee favourite! Sow in spring at 16.8 kg/ha. (15 lb per acre).

6730 ■ TIMOTHY

2,700 seeds/gram. An important part of many forage and hay blends. It does very well under cool, humid conditions and is quite at home on heavy soils. Well known for its resistance to both cold and drought. Timothy is sown between 6-12 mm (1/4-1/2") deep in early April to mid-May and again in early September. Sow at 13 kg per ha. (12 lb per acre).



BIRDFOOT TREFOIL



BROME GRASS



BUCKWHEAT



CATGRASS



FALL RYE



OATS



ORCHARD GRASS



RED CLOVER



WHITE CLOVER



YELLOW BLOSSOM SWEET CLOVER

6735 ■ WHITE CLOVER

1,600 seeds/gram. Robust, adaptive, drought-resistant legume that is also somewhat shade tolerant. White clover is often seeded into established lawns or in areas where turf grasses tend to struggle. Requires regular mowing to keep at 7.5-10 cm (3-4") in height. A superb plant for sowing into rough or non-maintained and low maintenance areas, for land stabilization projects and as honey bee fodder. An excellent choice for use as a green manure. Perennial, hardy to Zone 4. Sow 250 g (1/2 lb) per 139 m² (1500 sq. ft.). For larger areas, sow at 9 kg/ha. (8 lb per acre). Avoid using nitrogen based fertilizer where white clover is present.

6740 ■ YELLOW BLOSSOM SWEET CLOVER

600 seeds/gram. Does well on soils where the true clovers have problems. Due to its large, deep taproot and substantial root branching, it does a great job breaking up heavy or compacted soils. A good plant for bringing nutrients from deep in the sub-soil to the upper surface. Due to its rapid growth it is often used as part of reclamation seed mixes. Plants grow from 90-150 cm (3-5') tall. This plant can self-seed readily. It provides both cover and food for many birds, the flowers are attractive to bees and butterflies and the foliage is browsed by deer. Plant at 13.5 kg/ha. (12 lb per acre).

6742 ■ DAIKON FORAGE RADISH

This radish is ideal for use as a cover crop and soil amendment. Thick roots rapidly penetrate deep into the soil, capturing nutrients and opening up compacted, heavy soils. They are superb for recycling plant nutrients from deep in the soil upwards to the crop feeding root zone. Rapid top growth helps to shelter open soil and reduce wind and water erosion. Daikon can be planted as a companion crop or after a target crop has been harvested or as repeated plantings on land that will be left fallow for a year. While generally considered inedible for humans, this radish makes a superb forage for wildlife - in particular for deer! Apply at 500g/550 m² (1.1 lb/6000 sq. ft.) in finely prepared soil.

LEGUMES/FORAGES	PKT	500G	2KG
6675 ALFALFA		7.99	25.99
6680 ALSIKE CLOVER		8.49	27.99
6685 BIRDSFOOT TREFOIL		11.99	43.99
6690 BROME GRASS		13.99	49.99
6695 BUCKWHEAT		6.99	22.99
6700 CATGRASS	2.19	5.99	16.99
6705 FALL RYE		5.99	16.99
6710 OATS		5.99	16.99
6715 ORCHARD GRASS		7.29	25.99
6725 RED CLOVER (DBL CUT)		7.29	25.99
6730 TIMOTHY		6.49	21.99
6735 WHITE CLOVER		15.49	54.99
6740 YELLOW BLOSSOM CLOVER		6.99	22.99
6742 DAIKON RADISH		15.00	48.00

Microclover (Pipolina)

Requires regular mowing to keep the dwarf, low-growing and spreading habit. A genetic trait bred in to Pipolina, activates in response to repeated mowing. No Mowing - less shrinking. Microclover is ideal for over-seeding into lawns and sports turf. Wear and tear actually enhances the dominance of microclover in lawns. When seeded into lawns, it thrives under the regular mowing height of 5 to 7 cm (2-3"). To increase the amount of microclover growing in the lawn, reduce or eliminate nitrogen fertilizers. Sow at 25g/50 m² (538 sq. ft.) when over-seeding into a turf based lawn. If you are sowing as a mono-culture (no grass included), sow at 2kg/90 m² (1000 sq. ft.). Water regularly until established. Sow in spring and late summer.

How to Grow: Good seed to soil contact is required for any successful seeding. Begin with a finely prepared seedbed that is as free of weeds and debris, then firm with a stiff rake or roller. In mid-April to mid-June, scatter the seed on the surface and gently rake into the soil. Microclover can also be applied as a broadcast, over-seeding on established lawns through the spring and late summer. Late fall seeding around mid October until winter arrives generally ensures that no seed will germinate until spring as the soil is too cold. Spring's warm rains and snow melt will be enough to initiate germination. Requires regular mowing.

6737 ■ MICROCLOVER

Ornamental dwarf white clover for use in lawns and sports turf. Sow seed mixed with a carrier of dry sand or compost for better seed distribution. 25g \$11.95; 125g \$44.95; 500g \$89.00; 1kg \$130.00



TIMOTHY



DAIKON FORAGE RADISH



MICROCLOVER



BALSAM FIR



DOUGLAS FIR



SUGAR MAPLE

Tree Seeds

Stratification of tree seed occurs naturally outdoors through the freezing and thawing cycles of fall, through winter and into early spring. Sowing tree seed outdoors in the fall takes advantage of this natural effect. To stratify indoors, mix seed with a moistened, sterile, peat-based, soilless mix in a container, wrap in a plastic bag, and place in a refrigerator for 6 to 20 weeks. Transplant seedlings to their permanent site when well rooted and at least 15 cm (6") in height.

6750 ■ BALSAM FIR

132 seeds/gram. Approx. 50 sds/pkt. A native tree of Canada and Ontario's Provincial tree! Grows to be a medium sized tree, typically ranging from 15-20 m (50-66') in height. It makes a nice specimen for larger landscapes and is of considerable importance in the Christmas tree industry. Wood from balsam fir is typically used in pulp and paper production and to a lesser degree in dimensional lumber for framing.

6755 ■ COLORADO BLUE SPRUCE

175 seeds/gram. Approx. 30 sds/pkt. In the wild, this tree often reaches 23 m (75') in height - although, in the home landscape, 15-20 m (50-66') is a more typical height range. This tree is often used in the live, potted Christmas tree trade. This evergreen is one of the most popular ornamental trees for the home landscape. Colorado Blue Spruce typically does best in full sun with a moist, fertile soil.

6760 ■ DOUGLAS FIR

85 seeds/gram. Approx. 20 sds/pkt. Native to the coastal forest of British Columbia. In old growth forests it can grow into an incredible, imposing tree of 75 m (245') or more. They provide nesting and living quarters for many birds and small mammals, their seed is eaten by a wide range of small mammals and birds. Douglas Fir is a very important timber source and is used extensively in reforestation (the fast growth rate makes it a popular choice) and for use in naturalization and reclamation projects

6765 ■ FLOWERING DOGWOOD

5 seeds/gram. Approx. 10 sds/pkt. An outstanding specimen in the landscape. In the wild, it is found on slightly acidic, moist but well drained soil in sheltered forested sites. In the spring, it is easily recognized by the appearance of 4 large, flower-like, snow white bracts (which are actually modified leaves rather than flower petals). A small tree growing between 3-10 m (10-33') in height. Native to southern Ontario and is listed as an endangered species in the wild. Reliably hardy to Zone 6.

6770 ■ RED MAPLE

Approx. 50 sds/pkt. (70 seeds/gram). Red Maple is native to the eastern half of North America. It makes a beautiful shade tree all season long with vivid red flowers in spring, solid green leaves through the summer and brilliant crimson foliage in the fall. Trees average between 15-20 m (50-66') in height when mature.

6775 ■ SUGAR MAPLE

15 seeds/gram. Approx. 30 sds/pkt. Canada's maple syrup tree! Sugar Maple is native to the eastern half of North America and produces a sturdy, stately tree that provides us with maple syrup in spring, luscious shade in the summer and beautiful yellow, red and orange leaves in fall. The hard wood is used for flooring, cabinetry, furniture and the highest grade pool cues that can be found! Makes its best growth on deep, well drained loam dominated soil and typically grows to between 15-25 m (50-80') in height.

6780 ■ WHITE BIRCH

1000 seeds/gram . Approx. 50sds/pkt. White Birch is a native tree of Canada, ranging from the Atlantic to Pacific and north to the Arctic. In the wild, it can grow to 25 m (82') or more in height but is typically much shorter in the home landscape. White Birch makes an excellent lawn highlight and landscape contrast specimen. Its importance is legendary in First Nations culture and has year round visual appeal.

6785 ■ WHITE PINE

55 seeds/gram. Approx. 30 sds/pkt. A beautiful looking, quick growing evergreen with long, soft needles. Matures to 20-35 m (65-100') in height. Grows best in a sandy loam soil, however it tolerates a wide range of soil types and moisture conditions (but not saturated soil). A straight grained wood and an absolute treat to work with when milled. Many mammals and birds live in, on or feed from this tree.

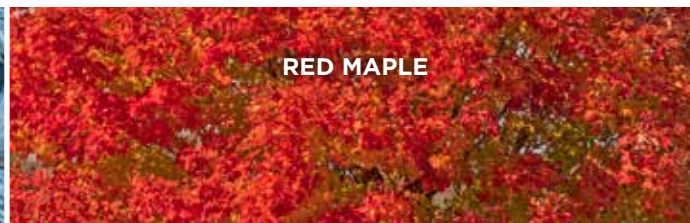
6790 ■ WHITE SPRUCE

280 seeds/gram. Approx. 50 sds/pkt . A native tree of Canada, growing in a wide range of conditions and soil types. Thrives from Southern Ontario all the way to the tree line in the Arctic. Trees in the wild can reach 25 m (80') or more and live for hundreds of years. In the landscape they generally grow to 15-20 m (50-66') high. White spruce is quite popular for windbreaks and for use in the Christmas tree trade. The wood is used for lumber and in pulp and paper production.

TREE SEEDS	PKT	5G	25G
6750 BALSAM FIR	2.19	7.80	30.00
6755 COLORADO BLUE SPRUCE	2.19	14.25	54.55
6760 DOUGLAS FIR	2.19	14.25	54.55
6765 FLOWERING DOGWOOD	2.19	7.30	25.15
6770 RED MAPLE	2.19	7.30	25.15
6775 SUGAR MAPLE	2.19	7.30	25.15
6780 WHITE BIRCH	2.19	14.25	54.55
6785 WHITE PINE	2.19	11.45	43.90
6790 WHITE SPRUCE	2.19	14.25	54.55



COLORADO BLUE SPRUCE



RED MAPLE



WHITE PINE



**BENEFICIAL
INSECT MIX**

Wildflower Mixes



COTTAGE COUNTRY MIX

Natural, wildflower landscapes add beauty and colour to the garden all season long. Once established they will increase yearly with no special care. Start with small patches in the garden to get used to the “wild look” of these mixes then gradually expand to larger, more free flowering areas. Pick out the undesirable plants to keep the beds as weed free as possible.

How to Grow: Sow wildflower seeds into a prepared seedbed from early May through mid-June or in the fall from mid-September through to late October. A late fall sowing allows any dormant seed to be naturally stratified over the winter. A very early spring sowing in late March or early April is also effective at providing natural stratification on any dormant seed. Site Preparation: Remove weeds by hand or apply an organic non-selective herbicide. Loosen soil to 2.5 cm (1”) depth with a stiff rake, cultivator or hoe. Flowers will germinate and establish themselves much better when planted into a bed of well drained, loose soil, rather than dense or compacted topsoil. Broadcast the seed and let Mother Nature do the rest. Smaller seeds can be mixed with dry sand to improve distribution when sowing. Natural forces such as rain, snow and frost-heaving of the soil will work the seed down into the soil bed. Water throughout the first growing season as needed. A packet will sow approx. 3-5 m². (30-50 sq. ft.) For larger areas sow at 125g/90 m² or 9.5 kg/ ha.

SOWING RATES

Wildflowers

125g/90m² → → → 9.5kg/ha (9 lb/acre)

Native Grasses

500g/180m² → → → 25kg/ha (23 lb/acre)

6800 ■ BENEFICIAL INSECT MIX

Gardeners have known for years that nature is filled with good bugs, crawling and flying insects that thrive consuming many of the pests that ravage the summer garden. Now there’s a natural choice to using insecticides to control these pests. This new “speciality” mix will attract Lacewings, Ladybugs, Syrphid Flies (often called the second most important pollinator group after bees), Parasitic Mini-Wasps, Tachinid Flies, Minute Pirate Bugs, Soldier Beetles and Ground Beetles. A blend of self-seeding annuals (A) and hardy long lasting perennials (P). If you have a spare sunny spot in the garden, go ahead and give this blend a go. Contains: Alfalfa (P), Perennial Alyssum (P), White Sweet Alyssum (A), Lemon Balm (P), Wild Bergamot (P), Black Eyed Susan (P), Buckwheat (A), Butterfly Weed (P), Caraway (A), Coriander (A), Cosmos Sensation White (A), Evening Primrose (P), Gloriosa Daisy (P), Canada Goldenrod (P), Dill (A), Florence Fennel (A), Statice (A), Maximilianii Sunflower (P), Rocky Mountain Penstemon (P), White Yarrow (P), Zinnia Lilliput (A). Pkt \$2.99; 25g \$11.95; 125g \$45.25; 250g \$67.50; 500g \$100.00; 1 kg \$170.00

6805 ■ BUTTERFLY MIX.

We have put together a specific grouping of plants with flowers in various shades of violet, blue, orange, red and white for the purpose of attracting a wide assortment of butterflies. A blend of annuals (A) and hardy perennials (P) with a garden height that averages 60 cm (24”). Contains: White Alyssum (A), African Daisy (A), Blue Bachelor Buttons (A), Butterfly Weed (P), Candytuft (A), Catchfly (P), Columbine (P), Purple Coneflower (P), Prairie Coneflower (P), Plains Coreopsis (A), Lance Leaf Coreopsis (P), Cosmos (A), Scarlet Flax (A), Red Swamp Milkweed (P), Siberian Wallflower (P). Pkt \$2.99; 25g \$10.15; 125g \$38.10; 250g \$57.20; 500g \$84.90; 1 kg \$143.30

6810 ■ COTTAGE COUNTRY MIX

Our favourite ‘cottage country’ mix for those discerning gardeners who want the beauty of native wildflowers to envelop their property with little to no TLC required. This blend of hardy native perennial grasses and forbs is a great mix for week-end gardeners! When established, plant height ranges from 45-150 cm (18-60”). Please keep in mind that native seed mixes can take from 3 to 4 seasons to become fully established. However, when all is said and done, it is well worth the wait! Contains: Black Eyed Susan (P), Butterfly Weed (P), Flat Topped White Aster (P), Foxglove/Beardtongue (P), Fowl Bluegrass (P), Indiangrass (P), Little Bluestem (P), New England Aster (P), Wild Bergamot (P). Pkt \$2.99; 25g \$13.95; 125g \$53.00; 250g \$79.15; 500g \$117.30; 1 kg \$197.95

6815 ■ DEER RESISTANT MIX

As tough as it was to do, we believe we’ve found a mixture of early flowering annuals (A), a hardy biennial (B) and hardy perennials (P) that will deter deer from decimating your ‘beautiful wildflower garden. Both native and non-native plants are found in this mix. Contains: Black Eyed Susan (P), California Poppy (A), Corn Poppy (A), Four O’Clocks (A), Foxglove (B), French Marigolds (A), Lance Leaf Coreopsis (P), Lemon Mint (A), Little Bluestem (P), Oriental Poppy (P), Perennial Lupines (P), Purple Coneflower (P), Side Oats Grama (P), Sweet Alyssum (P). Pkt \$2.99; 25g \$11.50; 125g \$44.50; 250g \$63.50; 500g \$97.00; 1 kg \$154.35

It is important to remember that native grasses and wildflowers do not grow as quickly as common grass seed mixes. They can often take 30 days or more to germinate and respond slower to moisture and warmer soils. It is their nature to act this way and you cannot speed up the process even if you wanted to. It is recommended to include a nurse crop of annual ryegrass or oats with any sowing to help reduce erosion and keep weed growth in check. Applications of fertilizer at this time is not recommended as it only encourages weed growth.



BUTTERFLY MIX



DEER RESISTANT MIX



BEE POLLINATOR MIX



HUMMINGBIRD MIX



LOW GROWING MIX



SEMI SHADE MIX

6820 ■ HUMMINGBIRD MIX

A specially formulated blend full of flowers in radiant shades of bright red, violet and yellow that will help to attract these “flying jewels”. A wide assortment of annuals (A) and hardy perennials (P) with an average garden height of 70 cm (30”). Contains: African Daisy (A), Blue Bachelor Buttons (A), Black Eyed Susan (P), Calendula (A), Dwarf Coreopsis (A), Flanders Poppy (A), Blue Flax (P), Double Gaillardia (A), Gaillardia Grandiflora (P), Perennial Lupines (P), Siberian Wallflower (P). Pkt \$2.99; 25g \$10.15; 125g \$38.10; 250g \$57.20; 500g \$84.90; 1 kg \$143.30

6823 ■ BEE POLLINATOR MIX

Enjoy the beauty if this high quality native flower blend while providing a great source of pollen and/or nectar for pollinators species. We’ve included a few low growing native grasses to provide nesting habitat for bumble bees and other beneficial insects. Contains: Black Eyed Susan (P), Blanket Flower (P), Borage (A), Butterfly Weed (P), Clover (White) (P), Corn Poppy (A), Eastern Columbine (P), Forget-Me-Not (A), Lance Leaf Coreopsis (P), Lemon Mint (A), New England Aster (P), Partridge Pea (P), Purple Coneflower (P), Sweet Mignonette (A), Wild Bergamot (P), Wild Lupine (P). Pkt \$2.19; 25g \$11.95; 125g \$45.25; 250g \$67.50; 500g \$100.00; 1kg \$170.00

6824 ■ NATIVE ONTARIO POLLINATOR MIX

Enjoy the beauty if this high quality native flower blend while providing a great source of pollen and/or nectar for pollinators species. We’ve included a few low growing native grasses to provide nesting habitat for bumble bees and other beneficial insects. Contains: Anise Hyssop (P), Black Eyed Susan (P), Blue Vervain (P), Bonset (P), Butterfly Milkweed (P), Canada Wild Rye (P), Common Milkweed (P), White Yarrow (P), Evening Primrose (P), Lance Leaf Coreopsis (P), Little Bluestem (P), New England Aster (P), Nodding Wild Onion (P), Wild Bergamot (P), Wild Columbine (P). Pkt \$2.19; 25g \$19.15; 125g \$72.35; 250g \$108.00; 500g \$160.00; 1kg \$270.00

6825 ■ LOW GROWING MIX

A unique mixture of hardy annuals (A) and perennials (P) for those special sites where you require flowering plants no taller than 50 cm (20”) in height. Contains: Alyssum Saxatile (P), African Daisy (A), Baby’s Breath (A), Catchfly (P), Candytuft (A), Dwarf Coreopsis (A), Dwarf Cornflower (A), Five Spot (A), Forget-Me-Not (A), Mountain Phlox (A), Showy Evening Primrose (P), Poppy (A), Ozark Sundrop (P), Pinks (A), Prairie Coneflower (P). Pkt \$2.19; 25g \$10.90; 125g \$41.15; 250g \$61.40; 500g \$91.00; 1kg \$153.70

6830 ■ OSC WILDFLOWER MIX

We have combined 20 popular wildflower varieties to give you the best of colour and garden performance. Flowering height averages 60-90 cm (24-36”). Perennial (P) varieties will bloom continually from the second season on while many of the annuals (A) reliably reseed themselves. Biennials (B) will bloom every second year. Contains: Baby’s Breath (A), Bachelor Buttons (A), Black Eyed Susan (P), Cosmos (A), Calendula (A), Catchfly (P), Chrysanthemum (A), Lance Leaf Coreopsis (P), Plains Coreopsis (A), Scarlet Flax (A), Rocky Mountain Penstemon (P), Evening Scented Primrose (P), Prairie Coneflower (P), Purple Coneflower (P), Russell Lupines (P), Soapwort (P), Shasta Daisy (P), Flanders Poppy (A), Wallflower (B) and Sweet Alyssum, Carpet of Snow (A). Pkt \$2.19; 25g \$10.15; 125g \$38.10; 250g \$57.20; 500g \$84.90; 1 kg \$143.30

6835 ■ PERENNIAL GARDEN MIX

Our perennial garden mixture contains more than a dozen reliable garden favourites. We have combined both dwarf and tall varieties to provide a spectacular show from top to bottom all season long. Mature garden height ranges from 25-120 cm (12-48”). Contains: Black Eyed Susan, Gaillardia, Lance Leaf Coreopsis, Catchfly, Iceland Poppy, Wild Lupins, Purple Coneflower, Evening Scented Primrose, Russell Lupines, Rocky Mountain Penstemon, Shasta Daisy, Sweet William, Wallflower. Pkt \$2.19; 25g \$11.95; 125g \$45.25; 250g \$67.50; 500g \$100.00; 1kg \$170.00

6840 ■ SEMI SHADE MIX

Our semi-shade wildflower mix has been designed for those areas that receive only 4 to 5 hours of filtered sunlight per day. An eye pleasing blend of self-seeding annuals (A), biennials (B) and hardy perennials (P) that produce flowers in blue, pink and yellow hues. Mature garden height ranges from 20-90 cm (8-36”). Contains: Aquilegia/Columbine (P), Bachelor Buttons (A), Candytuft (A), Catchfly (P), Coreopsis Dwarf Plains (P), Five Spot (A), Forget-Me-Not (Cynoglossum) (A), Ozark Sundrop (P), Purple Coneflower (P), Shasta Daisy (P), Shirley Poppy (A), Sweet William Double (P), Viola (P). Pkt \$2.19; 25g \$11.85; 125g \$44.65; 250g \$66.55; 500g \$98.60; 1kg \$166.40

6845 ■ SEPTIC BED MIX

A specialty blend with a wide variety of shapes and colours that are ideal for growing on sand and gravel or over septic beds. These specially selected plants develop a shallower root system so they won’t infiltrate and clog the weeping tiles. Contains: Black Eyed Susan (P), Calico Aster (P), Canada Milk Vetch (P), Foxglove/Beardtongue (P), Golden Alexander (P), Heath Aster (P), Hoary Vervain (P), Little Bluestem (P), Marsh Blazing Star (P) and Perennial Ryegrass (P) as a non-invasive perennial nurse crop. Pkt \$2.99; 500g \$141.50; 1 kg \$238.25

A FACT TO GROW BY

Natural wildflowers landscapes add beauty and colour to your yard. All our wildflower mixes are designed for a variety of conditions and locations. We included species that bloom throughout the spring, summer and fall. Start with small patches or garden, then work up to larger more free flowing areas. As you become somewhat more comfortable with the “wild look” of these mixtures., you will want to plant more. Weeding is important. Without removing these undesirable plants, your wildflower garden could become overgrown by weedy plants you do not want. Irrigate during dry spells.



NATIVE POLLINATOR MIX



OSC WILDFLOWER MIX



PERENNIAL GARDEN MIX



SEPTIC BED MIX



ANNUAL MIX

Ornamental & Native Grasses



BLUE GRAMA

Whether you want to add grasses to accent the landscape, use as fillers for bouquets or to naturalize a large area to its native flora, OSC can help.

Ornamental Grasses

Ornamental grasses are best started 6-8 weeks early indoors in pots or cell paks using a soilless growing medium for easier transplant to the garden. Mist soil and germinate at 21°C (70°F) for 5-10 days, then grow on under light before hardening off and transplanting outside after the danger of frost has passed. Some varieties can be direct garden sown. Follow packet directions.

7005 ■ ANNUAL MIX

Approx. 100 sds/pkt. This blend creates a striking visual effect to the landscape and the individual species are perfect for decorative bouquets, backgrounds or borders. Our annual mix contains Bunny Tails, Violet Panic Grass, Lime Green Spray Millet, Italian Millet, Greater Quaking Grass and Black Millet. Sow seed early indoors or directly garden sow, mid-May, in full sun. Pkt \$2.99; 5g \$9.30

7010 ■ ANGEL HAIR (*Stipa tenuissima*)

Approx. 150 sds/pkt. A semi-hardy, perennial grass with glistening bristles of lightly coloured ponytails that billow and dance in even the slightest breeze. Excellent for mass plantings or containers. Garden height averages 45 cm (18"). Reliably hardy to Zone 5b but probably best treated as an annual in zones below that. Sow 5-6 seeds per clump and space clumps 30 cm (12") apart. Pkt \$2.99

7015 ■ BLUE FESCUE (*Festuca glauca*)

Approx. 100 sds/pkt. Dense, mounded clumps of blue-grey leaves that are rather stiff and needle-like, yet very attractive. Lends a nice cooling effect to the garden. Grass blades reach 25 cm (10") in height. This is one of the best ornamental grasses anywhere! Very drought tolerant once established. Perennial, reliably hardy to Zone 4. Pkt \$2.99; 5g \$9.10

7025 ■ BUNNY TAILS (*Lagurus ovatus*)

Approx. 150 sds/pkt. This hardy annual grass grows well in any soil. Soft, woolly seed heads look great in mixed bouquets - and you guessed it, they resemble bunny tails! This variety is easy to start both inside, if you would like to get a head start, or directly outside into the garden. Plants grow to 25 cm (10") in height. Pkt \$2.99; 5g \$8.00

Pampus Plume (*Cortaderia selloana*)

Approx. 100 sds/pkt. Mature plants are absolutely stunning! Large plants 2-3 m (6-9') tall with very ornamental, silky plumes appearing in late summer. This native of Argentina is a tender perennial that is reliably hardy in Zone 6b and up. In Zones 5 and colder, it will have to be potted up and brought indoors in order to survive the winter. The seed is very slow to germinate and it can take 3 to 4 years for the plant to reach its full height.

7040 ■ WHITE FEATHER 7045 ■ PINK FEATHER

Pkt \$2.99; 5g \$9.10

Native Grasses

Native grasses do best when directly sown outdoors between Oct. 15th and Nov. 15th. A late fall sowing will naturally stratify any seed that may be in a dormant state. An early spring sowing in April will work but often not as effective. Seed can also be started indoors with varied success.

8000 ■ BIG BLUESTEM (*Andropogon gerardii*)

315 seeds/gram. The "King" of native grasses and the most prevalent, widely distributed native grass, as it is found in all types of prairie grass habitats. Big Bluestem is a perennial, warm season bunchgrass growing 1 to 2 m (3-6') tall. It is found in a wide range of soil conditions from wet, to poorly drained, to hot, dry and open, sandy soil. In late August it produces interesting 3-branched flower heads, resembling turkeys feet. Lush, blue-green stems turn reddish-brown in fall. Hardy to Zone 4. 125g \$37.50

8005 ■ BLUE GRAMA (*Bouteloua gracilis*)

1,500 seeds/gram. A fine-leaved, delicate looking, perennial bunch grass with grey-green foliage and pretty greyish-purple flags on every stem. It is often incorrectly referred to as Buffalo Grass. This native warm season grass prefers full sun and well-drained soil. Blue Grama offers very good drought and heat tolerance. It is often included in low maintenance, re-vegetation and land reclamation mixes. Plants grow from 20-30 cm (8-12") tall. Hardy to Zone 3. 125g \$15.50

8015 ■ DEER TONGUE (*Panicum clandestinum*)

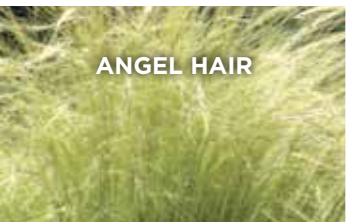
600 seeds/gram. Native to the eastern half of Canada. This perennial cool season bunchgrass provides a good food source for turkey, song birds and deer. A very adaptable sod forming grass that is tolerant of poor, acidic and/or infertile soils. Prefers full sun to partial shade. Use for re-vegetating sites where harsh soil conditions eliminate the use of other species. Matures to 30-90 cm (12-36") in height. 125g \$22.60

8030 ■ JUNE GRASS (*Koeleria cristata*)

5,000 seeds/gram. This Ontario, regionally rare species, is native to Walpole Island. A nice looking, cool-season perennial bunchgrass that is very drought tolerant and one of the earliest native grasses to green up in the spring. Showy plumes of white appear in late June to July, much earlier than many native grasses. Plant height generally reaches 60 cm (24"). Hardy to Zone 3. 25g \$14.95

8035 ■ LITTLE BLUESTEM (*Andropogon scoparius*)

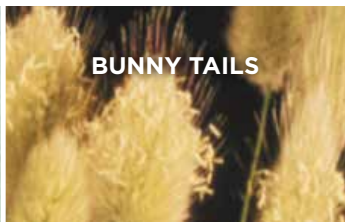
450 seeds/gram. The most popular native grass used for ornamental purposes and extensively used in landscape settings, both as specimens and in mass plantings. A native, warm season, clump forming, shortgrass that combines very well with wildflowers. Its blue and green summer hues turn a striking red in the fall and are finished off with fluffy, silver-white seed heads. Plants are a host



ANGEL HAIR



BLUE FESCUE



BUNNY TAILS



WHITE FEATHER



PINK FEATHER



BIG BLUESTEM



LITTLE BLUESTEM



PRAIRIE DROPSEED



FOX SEDGE



SWITCHGRASS



CANADA WILD RYE

to numerous skipper larvae and the seed produced provides food for song and game birds and small mammals. Matures to 60-120 cm (24-48") in height. Drought tolerant and hardy to Zone 3. 125g \$37.50

8045 ■ PRAIRIE DROPSEED (*Sporobolus heterolepis*)
2,600 seeds/gram. Prairie Dropseed grows into a magnificent, fountain of emerald green leaves that turn a golden colour through the fall and winter - it makes for quite a specimen in the landscape. This perennial, clump forming, warm season native grass grows in a wide range of conditions from seasonally wet to quite dry. A very distinctive border planting and an excellent plant for providing seed to ground foraging song birds. Height ranges from 30-90 cm (12-36"). Hardy to Zone 3. 25g \$29.95

8070 ■ FOX SEDGE (*Carex vulpinoidea*)
2,800 seeds/gram. The ultimate wetland sedge - individual plants can grow into clumps 60 cm tall by 60 cm in diameter (24" x 24"). In mid-summer, the brownish yellow seed heads, which resemble a miniature fox tail, spray out to create a stunning effect. Very adaptable, growing in wet soils, standing spring water ditches and seasonally flooded run-off areas. Makes a perfect companion plant for wetland wildflowers. Hardy to Zone 3. 125g \$29.95

8075 ■ SIDE OATS GRAMA (*Bouteloua curtipendula*)
350 seeds/gram. One of the most attractive flower stalks of all native grasses. Bracts hang uniformly from one side of the stem and have bright purple-red anthers with white stigmas. Eventually, small oat-like seeds grace the flower side of the stem. Excellent in loamy and dry soils but not aggressive when planted with other tall grasses. Seeds provide food for numerous song and game birds. Plant height ranges from 60-90 cm (24-36"). This perennial, warm-season grass is hardy to Zone 3. 125g \$15.50

8085 ■ SWITCHGRASS (*Panicum virgatum*)
550 seeds/gram. This warm-season, bunch forming grass produces attractive, conical seed heads which turn a golden brown in fall. At home in almost any soil (except very wet ones). It serves as an excellent winter and early spring wildlife cover and makes a superb soil stabilizing plant in poor soil sites. The seed is utilized by song and game birds. Plants average 1.5 m (5') tall. Hardy to Zone 3. 125g \$11.95

8090 ■ CANADA WILD RYE (*Elymus canadensis*)
250 seeds/gram. Ontario native bunchgrass. Due to its quick establishment, it makes an ideal nurse crop for native meadow plantings as it matures far ahead of other warm season grasses. The readily identifiable, nodding seed heads are very attractive in mass planting or when dried and used in arrangements. Tolerant of a wide range of soil conditions. Height approaches 90 cm (36"). Hardy to Zone 3. 250g \$30.00

8095 ■ VIRGINIA WILD RYE (*Elymus virginicus*)
150 seeds/gram. A cool- season, bunch grass native to the entire southern half of Canada. It's an excellent forage grass and it is particularly suited to moist soils along streams, ponds, margins of wetlands, riparian areas and at the borders of woodlands. Partially shade tolerant and equally at home in both woodlands and open grasslands. Its seed is enjoyed by many song and game birds, while the foliage is browsed by deer. A short-lived perennial that grows between 90-120 cm (36-48") in height. Hardy to Zone 3. 250g \$30.00



A NATURAL FOCUS

OSC offers individual varieties of some of the more popular native grasses/forbes plus we have a full line of Wildflowers, Conservation and Reclamation seed blends. Whether you're a homeowner who's looking for something different, a rural property owner who's got a large expanse of land to restore or a landscape architect or contractor working on a project, we've got you covered. These unique seed mixtures offer an attractive alternative to traditional plantings, require little maintenance, conserve valuable natural resources and you'll start attracting more birds, butterflies and beneficial insects to your new "living landscape."

Here's just a few of the alternative mixes available. Check them out on-line at www.oscseeds.com

- Native Prairie Grass & Meadow Mixes*
- Wet Meadow Mixtures*
- Stormwater Pond Mixes*
- Shoreline and Creek Bank Mixes*
- Native Slope and Hillside Mixes*
- Wet Meadow Marsh and Valleyland Mixes*

SCAN QR CODE
Planting Natural Grasses and Wildflowers!



DEER TONGUE



JUNEGRASS



SIDE OATS GRAMA



VIRGINIA WILD RYE



BEACH AND COTTAGE MIX



SHADY NOOK



ULTRA LAWN MIX



AUDUBON CREEPING RED FESCUE



JACKPOT KENTUCKY BLUEGRASS



EVOLUTION TURF TYPE PERENNIAL RYEGRASS

OSC Lawn Seed

For New Lawns, spread lean topsoil to a depth of 15 cm (6"). Break up any clumps and rake level. For repairing old lawns; mow grass close to the soil surface. Rake vigorously to remove clippings and accumulated thatch. Add top soil to fill in any low spots then rake smooth. Grass seed can be applied in spring when the soil warms and again from mid August to late September. Sow grass seed at arate of 1kg per 33 m² (2.2 lbs/355 sq. ft.) Apply twice at half-rate over the area in a criss-cross pattern. Rake the soil and seed lightly to cover. Roll once with a roller at half capacity if the soil is light. Water with a fine spray for two or three weeks to keep the seed moist. Mow for the first time when seedlings reach 8 cm (3") height. Seed typically starts to germinate in 1-2 weeks when both soil temperature and moisture conditions are ideal.

7055 ■ BEACH & COTTAGE MIX

Canada No.1 Lawn Seed Mixture. Perfect for beach areas and cottages. The grasses in this blend thrive in poor, dry soils and tolerates heavy traffic when established. This blend also grows quite well in areas with half day shade. For maintained lawn areas, cut at 8.75 cm (3.5") for best performance and toughness. In non-maintained areas, this blend will reach a mature height of about 30-35 cm (12-14"). Contains Turf Type Perennial Rye and Chewings Fescue. 1 kg \$14.99

7060 ■ BUNGALOW LAWN MIXTURE

Canada No. 1 Lawn Seed Mix. A splendid all-purpose mix at a moderate price. Ideal for use in larger areas as well as on sloped land where a quick catch is beneficial. Contains Kentucky Bluegrass, Creeping Red Fescue and Annual Ryegrass. 1.5 kg \$17.99

7065 ■ SHADY NOOK

Canada No.1 Lawn Seed Mix. Great for areas under trees, along the side of your house or anywhere you experience trouble growing turf due to shade. A fast germinating mixture. While it will not grow in full shade, Shady Nook certainly extends the growing range so you can maintain a great looking turf. 1.5 kg \$19.99

7070 ■ ULTRA LAWN MIX

Canada No. 1 Lawn Seed Mix. Ideal for areas that do not receive much water or where watering is irregular. Produces a fine textured lawn in full sun or partial shade. Our favourite mix for building a new lawn or repairing or rejuvenating an existing one. Contains: Perennial Ryegrass, Chewings Fescue, Creeping Red Fescue, Kentucky Bluegrass. 1 kg \$22.99

7075 ■ VICTORIA PARK

Canada No.1 Lawn Seed Mix. The original mixture used in Victoria Park, Kitchener, Ontario. Our very best all-purpose lawn seed mixture producing a beautiful, hard-wearing, enduring turf. Contains Perennial Ryegrass, Kentucky Bluegrass and Creeping Red Fescue. 1.5 kg \$19.99

7085 ■ INFERNO TURF TYPE TALL FESCUE

A very drought resistant fescue that is especially tolerant to a common lawn problem known as brown patch. Inferno requires little fertilizer, thrives in hot weather and poor soils. Perfect for cottagers with sandy soils and along roadsides as it resists salt damage. Fine bladed grass with a low growing habit. Good shade tolerance. 2 kg \$25.99

7090 ■ AWARD KENTUCKY BLUEGRASS

A beautiful looking turf grass with good resistance to leaf spot and aggressive in growth once it becomes established. Great colour and excellent turf quality due to its sod forming ability. Award Kentucky Bluegrass is the best grass to use as a base for any home lawn or on any athletic playing surface. 1 kg \$23.50

7095 ■ AUDUBON CREEPING RED FESCUE

A very hardy fine bladed grass that is ideal for dry, sandy soils. Very drought resistant and recovers quickly when supplemental moisture is not available. Good shade tolerance. 2 kg \$29.99

7100 ■ JACKPOT KENTUCKY BLUEGRASS

The basis of any good lawn seed mixture. While slower to germinate, it thickens into a fine, lush green turf and withstands a very low mowing height. It has excellent wear tolerance and a high self repairing capacity due to its sod forming ability. 1 kg \$19.50

7105 ■ EVOLUTION TURF TYPE PERENNIAL RYEGRASS

This fast germinating, fast growing, resilient ryegrass is very popular for use on athletic fields and heavy traffic areas. It is also the number one choice for over-seeding established lawns and for quick repair. Pleasing dark green colour and upright growth habit. 2 kg \$25.99

7110 ■ J-5 TURF TYPE CHEWINGS FESCUE

Turf Type Chewings Fescue thrives in both poor soils and shady conditions and is tolerant of heavy foot traffic. Ideal for children's play areas and where erosion is a problem. 1 kg \$15.99

7115 ■ ANNUAL RYEGRASS

Annual Ryegrass makes a good nurse crop and thrives in poor soils and full sun. Due to its fast germination, it is exceptionally useful on slopes where it helps reduce erosion and quickly stabilizes the area. It can also be used where quick seasonal cover is required. The 500 g package covers 20 m² (215 sq. ft.). when used as quick, seasonal cover and 200 sq. m. (2200 sq. ft.) when used as a nurse crop. 500g \$4.50



BUNGALOW LAWN MIXTURE



VICTORIA PARK



INFERNO TURF TYPE TALL FESCUE



AWARD KENTUCKY BLUEGRASS



J-5 TURF TYPE CHEWINGS FESCUE



ANNUAL RYEGRASS



WHITE CLOVER



BUFFALO GRASS



FLOWERING LAWN



XERISCAPING LAWN

Lawn Alternatives

Are you considering replacing your lawn with a more water conscious and sustainable alternative? Tired of fighting the weeds and grubs and want something that offers less maintenance? Try one of our lawn alternatives.

6735 ■ WHITE CLOVER

Robust, adaptive, drought resistant legume that is also somewhat shade tolerant. White clover is often seeded into established lawns or in areas where turf grasses tend to struggle. This variety is not naturally recumbent and requires regular mowing to keep at 7.5-10 cm (3-4") in height. A superb plant for sowing into rough or non-maintained and low maintenance areas, for land stabilization projects and as honey bee fodder. Also an excellent choice for use as a green manure. Legumes capture atmospheric nitrogen and fix it in their roots making this very valuable nutrient available for other plants to use. Perennial, hardy to Zone 4. Sow 250g (1/2 lb) per 90 m² (1000 sq. ft.) 500g \$13.99; 2 kg \$49.99

6355 ■ CREEPING THYME LAWN

Creeping thyme thrives in dry, sunny to partial shade locations. May be lightly mowed from time to time to keep plants low and encourage a second flush of flowers. Grows 15 cm (6") tall. Excellent for filling in between patio stones or as lawn alternative. Small purple flowers appear in early July and produce a nice lemon scent when brushed. Top notch bee fodder plant too. Direct garden sow in mid-April or plan on a dormant fall sowing in early October. Slow to germinate often taking 30 days or more. 25 grams sows approx. 150 m² (1500 sq. ft.) 25g \$41.95

8315 ■ BUFFALO GRASS

Buffalo grass is a drought tolerant, hardy native grass of the central North American prairie. Natural populations are found near Estevan, Saskatchewan and Melita, Manitoba. It forms a dense sod by spreading stolons and stays green all growing season with little care. After the first killing frost, it goes dormant. We treat our buffalo grass seeds with potassium nitrate to enhance germination. Seedlings emerge within 30 days of sowing. A great lawn alternative or to control erosion on slopes. Does not tolerate excessive foot traffic. Sow at 2.5 kg (5.5 lb) per 61 m² (656 sq. ft.) 500g \$67.50; 1 kg \$112.00

8320 ■ CROWN VETCH

A permanent, perennial ground cover that's ideal for steep slopes and other problem areas. It never needs fertilizer or mowing and grows in almost any soil in full sun. The dense, lush foliage actually chokes out weeds once the plants become established. Plants grow to 45 cm (18") tall and produce pretty pink, occasionally white flowers from early spring into mid-summer. Seed is slow and variable in its germination...taking anywhere from 3 weeks to 6 months or more. We sell it in combination with annual ryegrass which germinates quickly and acts as a nurse crop. Sow small areas at a rate of 500g crownvetch and 500g annual ryegrass per 180 m². (2000 sq. ft.). Large areas should be sown at 22 kg per ha. (20 lb per acre.) \$39.99 per combo kit (250g pkg of crownvetch and one 500g pkg of annual ryegrass).

8325 ■ FLOWERING LAWN

Perfect for those who want a colourful no maintenance lawn. A blend of hardy drought resistant, perennial (P), biennial (B) and annual (A) grasses and flowering plants. Contains: English Daisy (B), Soapwort (P), White Dutch Clover (P), Birdsfoot Trefoil (P), Chamomile (A), Sheeps Fescue (P) and Creeping Red Fescue (P). This blend has species that mature to 40 cm (16") height and will flower best in full sun to mostly sunny sites. 1 kg covers 90m² (2.2lbs. /1000sq. ft.). Sow seed late April through late May. 1 kg \$65.00

8335 ■ MINI MOW MIX

Canada No. 1 Ground Cover Mixture. Hardy perennials and self seeding annual that are perfect for those who want an ecologically friendly lawn without regular maintenance. Typically needs to be cut only twice a season to maintain its performance. Contains: White Yarrow (P), Birdsfoot Trefoil (P), White Clover (P), Perennial Alyssum (P) and California Poppy (A). Sow seed at a rate of 500g per 150 m² (1 lb per 1500 sq. ft.) 500g \$95.00

8340 ■ OSC LOW MAINTENANCE "ECO LAWN"

An economical blend for those properties where a 'wilder meadow look' is desired rather than the conventional 'manicured lawn'. This is also the blend of choice for those areas where soil is less than ideal. Contains: Creeping Red Fescue, Ecostar Hard Fescue, Chewings Fescue and Perennial Rye. When established, the grasses in this blend form a very heat and drought resistant turf. These varieties thrive in full sun and produce a very nice looking lawn in semi-shaded locations as well. Sow new areas at 1.5 kg per 61 sq. m. (3.3 lb per 660 sq. ft.). When over-seeding existing turf, sow at 1.5 kg per 90 m². (3.3 lb per 990 sq. ft.). 1.5 kg \$21.95

8350 ■ XERISCAPING LAWN

This 'no-maintenance' mixture requires no fertilizer, survives with little moisture even, in the driest part of summer and tolerates sub-standard soil too! Sow seed very shallow, as it requires light for germination, keep the soil moist until foliage is obvious. Thrives without care once established and will tolerate mowing if desired! This is not a lawn grass mixture, rather it is a very drought tolerant blend of two perennial ground covers. Both species are hardy to Zone 4. Contains: 25% Yarrow (Achillea millefolium), 75% White Clover (Trifolium repens). Sow at 1 kg/300 m² (2.2 lb per 3000 sq. ft.). 1 kg pkg. \$78.00



CREEPING THYME LAWN



CROWN VETCH



MINI MOW MIX



OSC LOW MAINTENANCE "ECO LAWN"

Seed Starting Supplies

Jiffy Pots & Pellets

The perfect environment for root and plant growth. Virtually no transplant shock resulting in earlier, stronger plants and increased yields. The perfect environment for root and plant growth. Made of compressed peat and sized to fit almost any occasion. Pots are bio-degradable and can be planted directly in the garden will little to no root shock at all. You'll achieve enhanced root growth, stronger plants and increased yields. OMRI listed for Organic Farming

Jiffy 7'S

Small wafers of compressed peat encased in a plastic net. When water is applied, it expands to form a pellet 4.3 cm (1.75") in diameter and about 5.3 cm (2.125") deep. Seeds or transplants may be directly sown into the pre-drilled hole in centre of pellet.

CAT. NO.	JIFFY PELLETS	PER 25	PER 100	PER 500	CASE SIZE
703	JIFFY 7 PELLETS	\$5.99	\$19.99	\$79.99	CS OF 1000 (9.5KG/21LB)
CAT. NO.	JIFFY POTS	PER 25	PER 100	PER 500	CASE SIZE
122	2-1/4" RD X 2-1/4" DEPTH	\$2.99	\$7.99	\$34.99	CS OF 2816 (12.3KG/27LB)
220	2" SQ. X 2.1" SQ.	\$2.59	\$6.99	\$29.99	CS OF 3500 (16.45KG/36LB)
130	3" RD. X 3" DEPTH	\$2.99	\$10.99	\$49.99	CS OF 1404 (12.3KG/27LB)
230	3" SQ. X 3" DEPTH	\$6.99	\$17.99	\$79.99	CS OF 1260 (12.7KG/28LB)
340	4.5" RD X 4" DEPTH	\$7.99	\$29.99	\$139.99	CS OF 960 (13.6KG/30LB)
CAT. NO.	JIFFY STRIPS	PER 10	PER 50	CASE SIZE	
516	1-3/4" STRIPS (10 POTS/STRIP)	\$5.99	\$26.99	CS OF 5100 POTS (10KG/22LB) 510 STRIPS OF 10 POTS	
522	2-1/4" STRIPS (12 POTS/STRIP)	\$10.99	\$49.99	CS OF 2520 POTS(11.8KG/26LB) 210 STRIPS OF 12 POTS	
525	2-1/2" STRIPS (8 POTS/STRIPS)	\$6.99	\$32.99	CS OF 2304 POTS (15.9KG/35LB) 288 STRIPS OF 8 POTS	
530	3" STRIPS (6 POTS/STRIP)	\$8.99	\$42.99	CS OF 1260 POTS (11.8KG/26LB) 210 STRIPS OF 6 POTS	

Additional freight charges apply for all case lots of Jiffy, Pellets, Peat Pots and Strips. Please email us at info@oscseeds.com.



JIFFY PELLETS



ROUND
JIFFY POTS



SQUARE
JIFFY POTS



JIFFY STRIPS

All Purpose Planting Trays

PLANTING TRAYS

Use with CELL PAKS or to hold your own planting containers.
These trays are known in the horticultural trade as "1020's".

CAT. NO.	TYPE	NO. OF TRAYS	SIZE	PRICE
1020-5	ALL PURPOSE PLANTING TRAY	5	27.5cm X 64.20cm (11 X 21")	\$14.99
1020-10	ALL PURPOSE PLANTING TRAY	10	27.5cm X 64.20cm (11 X 21")	\$24.99
1020HD-5	HEAVY DUTY PLANTING TRAY	5	27.5cm X 64.20cm (11 X 21")	\$31.99
1020HD-10	HEAVY DUTY PLANTING TRAY	10	27.5cm X 64.20cm (11 X 21")	\$58.99

PROPAGATION CELL PAKS

Lightweight, reusable plastic Inserts.

CAT. NO.	TYPE	NO. OF HOLES	PACK OF 5	PACK OF 10
804	8 SECTIONS X "4 CELL" PAKS	32	\$11.95	\$21.50
1004	10 SECTIONS X "4 CELL" PAKS	40	\$11.95	\$21.50
1204	12 SECTIONS X "4 CELL" PAKS	48	\$11.95	\$21.50
806	8 SECTIONS X "6 CELL" PAKS	48	\$11.95	\$21.50
1006	10 SECTIONS X "6 CELL" PAKS	60	\$11.95	\$21.50
1206	12 SECTIONS X "6 CELL" PAKS	72	\$11.95	\$21.50
809	8 SECTIONS X "9 CELL" PAKS	72	\$11.95	\$21.50

PLASTIC DOME COVERS

Use for newly started seedlings to hold in warmth and humidity.

CAT. NO.	TYPE	NO. OF COVERS	PRICE
DOM 1020-5	21.5" X 11" PLASTIC COVER	2	\$13.99
DOM 1020-10	21.5" X 11" PLASTIC COVER	5	\$29.99

GARDEN PAK 144 FIBRE PLANTING TRAY

These are fibre boxes being used almost exclusively in place of old wooden baskets. Made from natural wood fibers. Used for starting seedlings, veggie shoots or bedding plants.

CAT. NO.	TYPE	NO. OF BOXES	SIZE	DEPTH	PRICE
GP 144-25	PLANTING TRAY	25	19cm X 14cm (7.5" X 5.5")	7cm (2.75")	\$14.99
GP 144-100	PLANTING TRAY	100	19cm X 14cm (7.5" X 5.5")	7cm (2.75")	\$44.99
GP 144-250	PLANTING TRAY	250	19cm X 14cm (7.5" X 5.5")	7cm (2.75")	\$99.99

Starting Seeds Indoors

Many seeds can be started indoors. Always use a soil-less mix – dampen the mix before sowing the seeds. With only a few exceptions, seed size (diameter) determines the planting depth. Sow very small seeds (less than 1mm) directly on the surface of the growing medium – do not cover them. Sow larger seeds 3x as deep as their diameter. Keep the growing medium damp during the germination period – do not overwater as this is the main cause when seeds fail to germinate!

Light

Once the seeds have sprouted, the seedlings need a good source of light for proper growth. A south-facing window can provide suitable natural light. Where conditions are not suitable, growing under lights is a viable alternative. When using florescent lights, keep them on for 14-16 hours a day at a distance of 10-15cm (4-6") above the tops of the seedlings. Incandescent light can be used for the same period but as they produce more heat, they should be placed farther away from the tops of the seedlings.

Feeding

Once the seedlings have developed their second set of leaves, feed them every two weeks with a water-soluble fertilizer high in phosphorus (the middle number). This helps promote strong root development, which in turn helps produce solid, healthy seedlings.

Hardening Off

Seedlings should not be moved outdoors for final planting until they have been hardened off. Bring seedlings outdoors to a wind and sun sheltered site for a few hours then take them back inside. Over the following week, gradually increase the time outdoors and the amount of sun and wind they are exposed. This process helps to gradually toughen seedlings so they can better withstand the shock of transplanting and adapt to the rigours of outdoor growth.



PLANTING TRAYS



PROPAGATION CELL PAKS



PLASTIC COVERS



FIBRE PLANTING TRAY

ORDER ONLINE AT
WWW.OSCSEEDS.COM

Gardening Accessories

FELCO PRUNERS

The world-leading manufacturer of professional pruning shears and cable cutters since 1945. Designed to cut cleanly and evenly. No rough edges on the cut to invite insects or disease. Solid forged metal alloy handles are insulated with red plastic for comfort. Optimized by a Swiss-precision made hardened cutting blade. The lower blade has a sap groove to stop blades from sticking together. Guaranteed to bring many years of service!



- 460** ■ Felco #2 **\$79.99**
- 462** ■ Felco #6 **\$75.99** (compact pruner)
- 465** ■ Felco #9 **\$77.99** (for lefties)

395 ■ PROMIX STIM-ROOT ROOTING HORMONE

Successfully start cuttings of any kind. Simply dip the lower end of the cutting into the Stimroot powder, tap to remove the surplus and plant into the rooting medium. (Analysis - 0.1% IBA rooting powder). 25 gram bottle. **\$5.99**



422 ■ PERMANENT MARKING PEN

Do not confuse our pens with ordinary pens. Sunproof, waterproof and quick drying for long lasting marking on wood or plastic. Keep in a cool place for longer life. **\$2.99**



585 ■ MAGNIFYING RAIN GAUGE

This heavy duty plastic rain gauge helps you plan your irrigation needs. Easy to read large print measures in both millimeters and inches and it magnifies the printed measurements by 35% for easy reading. Can be post mounted or pushed into the ground on its self-contained, reinforced spike. Dimension are approximately 30 cm (12") high by 7 cm (2.5") wide by 2.5 cm (1") thick. Measures rain fall up to 130 mm (5"). **\$15.99**



679 ■ EARTHWAY SHAKER/FEEDER

Ultra convenient hand held spreader with adjustable dial for easy spreading of fertilizer, grass seed, ice melter salt and more. No more handling of that heavy bag. Holds up to 5 lbs of product. **\$27.99**



677 ■ TWIST TIES

Every gardener can use this convenient 20m (66') roll of strong and flexible twist ties. For home and garden use, you'll be able to reuse the same piece time and time again. **\$3.99**

480 ■ SEEDLING HEAT MAT

Designed to work with any 25 x 50cm (10" x 20") seed starting tray. The mat measures 23 cm x 49.5 cm (9" x 19.5"), efficiently distributing warmth over the entire bottom surface of the tray. Provides bottom heat to give a "jump start" to all your seed starting efforts. Encourages much faster growth. Mats shipped rolled, not flat. Remove from package. Roll-out and flatten before use. Place mat under the tray (not in it) and plug in. UL approved, 17 Watt, 120 Volt, 60 Hz AC. **\$35.99**



Gardening Accessories



PLASTIC LABELS



WOOD LABELS

EARTHWAY PRECISION GARDEN SEEDER

Opens soil, spaces seed, plants, covers and packs soil all in one operation. Includes six interchangeable seed plates (corn, beans, peas, radish, carrots and beets). V-shaped front wheel opens ground or use the adjuster for deeper planting of seeds. No lubrication required, rust resistant to assure years of use. Some minor assembly required.



640 ■ Precision Seeder: **\$199.99**

645 ■ Six Optional Seed Plates. Broccoli, Kale, Cucumbers, Popcorn and Lima Bean: **\$45.99** per set of 6

646 ■ Individual Seed Plates: **\$10.99**

650 ■ Optional Fertilizer Attachment: **\$98.99**

415 ■ JUTE TWINE

You'll find a multitude of uses for this 53M (175') roll of natural coloured Jute Twine. It will come in handy in the garden, home or workshop. **\$3.99**



Garden Row & Pot Labels

The perfect item for labelling your seedling trays, peat pots, garden, or marking transplants.

PLASTIC LABELS

CAT NO.	PACKAGE SIZE	SIZE	PRICE
408	100	5" x 5/8"	\$5.99
409	1000	5" x 5/8"	\$54.99

WOOD LABELS

CAT NO.	PACKAGE SIZE	SIZE	PRICE
410	100	4" x 5/8"	\$8.49
411	1000	4" x 5/8"	\$79.99
417	100	5" x 5/8"	\$9.99
418	1000	5" x 5/8"	\$89.99
412	100	6" x 5/8"	\$11.99
413	1000	6" x 5/8"	\$99.99



678 ■ WHIRL HAND-POWERED SPREADER \$26.99

- Can be used year round for spreading lawn seed, fertilizer or ice melting products.
- Engineered for smooth, even coverage and designed for maximum comfort with its adjustable arm support.
- Easy crank handle and 5 spreader settings
- All plastic construction.

430 ■ 1G FARM & LANDSCAPE SOLO SPRAYER

Designed for medium-to-large spraying jobs at home, on the farm, or for professional applications. Perfect size for large private gardens, decorative plants, shrubs, market gardens and backyard nurseries. Suitable for all liquid pesticide or fertilizer applications or for wetting surfaces. 3.8 litre (1 Gallon): **\$54.99**



647 ■ OVER THE SHOULDER BROADCAST SPREADER

The weapon of choice when your terrain is hilly or wet. The corrosion, tear and weather resistant 9 kg (20 lb) nylon bag hopper is equipped with a zippered top for easy filling and closure. **\$84.99**

483 ■ FAN HAND SPRAYER

Every gardener will appreciate the gentle spray pattern this wide spray head delivers through its 80 nozzles. Built in valve adjust for desired water flow or water shut-off. Complete with adjustable spike for easy garden placement. Makes watering delicate plants easy! Made of plastic. **\$4.99**



Gardening Accessories

Miracle-Gro Fertilizers

The Faster Way to Bigger, more Beautiful Plants!



275 ■ OSC PUMP SPRAYER/MISTER \$7.99

An efficient pump-action sprayer with a virtually trouble free mechanism. Fully adjustable from a jet stream to a fine spay. Easy to use, easy to clean. Very versatile throughout the home, garden or garage. 1L capacity.

545 ■ MIRACLE-GRO SEED STARTING POTTING MIX \$8.49

Miracle-Gro Seed Starting Potting Mix is enriched with Miracle-Gro Plant Food. Formulated for fast root development. Use it to start plants from seed. Also excellent for rooting leaf cuttings, stems, rhizomes or bulbs.



546 ■ PRO MIX PREMIUM "ORGANIC" SEED STARTING MIX \$8.99

Ideal for germinating any seed as well as rooting stems/cuttings from your favourite plants. Ready-to-use peat based medium is specially formulated for professional results every time! Pro-Mix's own MYCO-Active Technology helps promote stronger roots and healthier plants with greater resistance to transplant shock. 1.4 kg/9 L bag.



435 ■ MUMMY STYLE BURLAP WRAP \$8.99

Make quick work of wrapping your shrubs and small trees to protect them from the ravages of winters wind, ice, snow and salt damage. Wide design allows for easier installation. Complete with jute twine. Measures 51 cm x 6.1m (20" x 20').



562 ■ ALL PURPOSE PLANT FOOD (Shake N' Feed)

12-4-8 Specially formulated with organic ingredients - kelp, earthworm castings, feather meal and bone meal. Use anywhere in the garden or in containers. Fast acting and guaranteed to not burn. Feeds up to three months. 454 gram container covers up to 2.8 m² (30 ft²) **\$10.99**

564 ■ TOMATO, FRUIT & VEGETABLE PLANT FOOD (Shake N' Feed)

9-4-12 Slow release plant food with micronutrients in an easy to use shake n' feed container. Specially formulated with calcium for better quality fruits and vegetables. Comes in a 454 gram container. **\$10.99**



566 ■ BLOOM BOOSTER (Water Soluble)

15-30-15 Starts to work instantly promoting bigger blooms and more of them! Great for use on all types of annuals and perennial flowers. 500 gram tub. **\$10.99**

568 ■ ALL PURPOSE (Water Soluble)

24-8-17 Beautiful plants with quick result. Guaranteed not to burn when used as directed. Use on all flowers, vegetables, houseplants, roses, trees & shrubs. 500 gram tub. **\$10.99**

Index

VEGETABLES

Aimers Organic Seed Tapes.....	59
Aimers Organics.....	54-61
Artichoke.....	3
Asparagus.....	3
Beans.....	4,5,6,54,62
Beet.....	7,8,54,62
Broccoli.....	8,54,62,63
Brussels Sprouts.....	9
Cabbage.....	10,11,54,62
Cantaloupe.....	12,56
Carrots.....	13,14,54,55,59,62
Cauliflower.....	15,62
Celeriac.....	15
Celery.....	16,62,63
Chicory/Raddichio.....	17,62
Collards.....	16
Corn.....	18-20,55
Corn Salad.....	17
Cress/Watercress.....	18
Cucumbers.....	21,22,55,62
Eggplant.....	23,63
Endive.....	23
Garlic Blubs.....	30
Gourds.....	24
Herbs & Spices.....	50-56,62,64
International Seeds.....	62-65
Kale.....	24,56,69
Kohlrabi.....	25
Leek.....	25,56
Lettuce.....	26,27,56,63
Mangel.....	28
Mesclun Mixes.....	28,56,59
Mustard.....	28,56,63
Onions/Onion Sets.....	29,30,56,59,63
OSC Seed Tapes.....	49
Oriental Greens.....	30
Parsley.....	30,57,59,64
Parsnip.....	31
Peanuts.....	31
Peas.....	32,33,57,64
Peppers.....	34-37,57,64
Pumpkins.....	38,39,57,64
Radish.....	40,41,57,59,64
Rhubarb.....	65
Salsify.....	42
Spinach.....	42,58,65
Squash.....	43,44,58,65
Strawberry.....	45
Summer Turnip.....	41
Swede Turnip/Rutabaga.....	41
Swiss Chard.....	45,58
Tomatoes.....	46-48,58,65
Vegetable Garden Kit.....	16
Watermelon.....	48,49,58

ANNUAL FLOWERS

Agastache.....	66
Ageratum.....	66
Amaranthus.....	66
Alyssum.....	66
Annual Mixture.....	67
Aster.....	67
Bachelor Buttons.....	67
Balsam.....	67
Bells Of Ireland.....	68
Candytuft.....	68
Cactus.....	68
Canary Creeper.....	68
Calendula.....	68
California Poppy.....	68,69
Cardinal Climber.....	69
Carnation.....	69
Celosia.....	69
Chrysanthemum.....	69
Cineraria.....	69
Clarkia.....	70
Cottage Garden.....	70
Cleome.....	70
Coleus.....	70
Coreopsis.....	70
Cosmos.....	71
Cynoglossum.....	71
Dahlia.....	71
Daisy, African.....	72
Eucalyptus.....	72
Dianthus.....	72
Euphorbia.....	72
Everlastings.....	72
Flowering Cabbage.....	73
Flowering Kale.....	73
Flowering Tobacco.....	73
Four O Clock's.....	73
Gaillardia.....	73
Gazania.....	74
Geraniums.....	74
Godetia.....	74
Gomphrena.....	74
Gourds.....	24,75
Gypsophila.....	75
Heliotrope.....	75
Impatiens.....	76
Larkspur.....	76
Lavatera.....	76
Livingston Daisy.....	77
Lobelia.....	77
Lupines.....	77
Swiss Chard.....	77,78
Mignonette.....	78
Mimosa.....	78

Monarda.....	78,79
Moonflower.....	79
Morning Glory.....	79
Nasturtium.....	79,80
Nemophila.....	80
Nicotiana.....	80
Nigella.....	80
Pansy.....	81
Petunia.....	81,82
Phlox.....	82
Poppy.....	82
Portulaca.....	83
Rock Garden Mix.....	83
Rudbeckia.....	83
Salvia.....	83
Scabiosa.....	83
Snapdragon.....	84
Statice.....	84
Stocks.....	84
Strawflower.....	84
Sunflower.....	85
Sweet Pea.....	86
Thunbergia.....	86
Tritoma.....	86
Verbena.....	86
Zinnia.....	87
Gladiolus Bulbs.....	87

GROUND COVERS

Ajuga.....	88
Arabis.....	88
Arenaria.....	88
Armeria.....	88
Aubretia.....	88
Cerastium.....	89
Soapwort.....	89
Thyme (Creeping).....	89

PERENNIALS/BIENNIALS

Alyssum.....	89
Asclepias.....	90
Aster.....	90
Bergamot (Wild).....	90
Black Eyed Susan.....	90
Blazing Star.....	91
Campanula.....	91
Candytuft.....	91
Carnation.....	69,91
Marigolds.....	91
Catchfly.....	91
Catmint.....	92

Chinese Lantern.....	92
Columbine.....	92
Coneflower.....	92,93
Coreopsis.....	93
English Daisy Bells.....	93
Daisy, Shasta.....	93
Delphinium.....	94
Echinops.....	94
Evening Primrose.....	94
Flax.....	94
Forget-Me-Not.....	94
Foxglove.....	95
Gaillardia.....	95
Geum.....	95
Gloriosa Daisy.....	95
Gypsophila.....	95
Heuchera.....	96
Hollyhocks.....	96
Lavender.....	96
Lunaria.....	96
Lupins.....	97
Lychnis.....	97
Malva.....	97
Milkweed.....	90
Ox Eye Sunflower.....	97
Ozark Sundrop.....	98
Penstemon.....	98
Poppy.....	98
Pyrethrum.....	98
Rudbeckia.....	99
Stachy's.....	99
Sweet Pea.....	99
Sweet William.....	100
Tritoma.....	100
Viola.....	100
Wallflower.....	100
White Yarrow.....	100

LAWN ALTERNATIVES

Buffalo Grass.....	109
Creeping Thyme.....	109
Crownvetch.....	109
Eco Lawn.....	109
Flowering Lawn.....	109
Mini Mow.....	109
White Clover.....	109
Xeriscaping Lawn.....	109

LAWN SEED.....

.....	108,109
-------	---------

LEGUMES/FORAGES

Alfalfa.....	101
Alsike Clover.....	101
Birdsfoot Trefoil.....	101
Bromegrass.....	101
Buckwheat.....	101
Catgrass.....	101
Daikon Forage Radish.....	102
Fall Rye.....	101
Oats.....	101
Orchard Grass.....	101
Red Clover.....	101
Timothy.....	101
White Clover.....	102,109
Yellow Blossom Clover.....	102

CUSTOM SEED PACKETS.....

.....	11
-------	----

MICROCLOVER.....

.....	102
-------	-----

NATIVE GRASSES.....

.....	106, 107
-------	----------

ORNAMENTAL GRASSES.....

.....	106
-------	-----

TREE SEEDS.....

.....	103
-------	-----

WILDFLOWER MIXES.....

.....	104,105
-------	---------

GARDEN ACCESSORIES

Burlap Wrap.....	114
Cell Paks.....	111
Earthway Shaker/Feeder.....	112
Fan Hand Sprayer.....	113
Felco Pruners.....	112
Garden Pak 144 Trays.....	111
Garden Row Labels.....	113
Jiffy Pots & Pellets.....	110
Magnifying Rain Gauge.....	112
Miracle Gro Fertilizer.....	114
Organic Seed Starting Mix.....	114
OSC Pump Sprayer.....	114
Over Shoulder Spreader.....	113
Permanent Marking Pen.....	112
Planting Trays.....	111
Plastic Covers.....	111
Precision Seeder.....	113
Rooting Hormone.....	112
Seedling Heat Mat.....	31,112
Seed Starting Potting Mix.....	114
Solo Sprayer.....	113
Twist Ties.....	112
Whirl Hand Powered Spreader.....	113

THE APPROXIMATE NUMBER OF SEEDS PER PACKET FOR ALL VEGETABLE SEEDS. WILL VARY FROM YEAR TO YEAR AND CROP TO CROP DUE TO PRODUCTION VARIANCES BUT IT WILL GIVE YOU A GENERAL IDEA OF HOW MANY SEED PACKETS OR LARGER BULK QUANTITIES OF SEED THAT YOU'LL NEED FOR YOUR GARDEN. FOR A QUICK CALCULATION, EACH PKT. WILL SOW APPROXIMATELY 6M (20') OF ROW.



OSC Seeds

16 King Street South,
Waterloo, ON N2G 1N8

Office/Warehouse address
77 Wellington Street South,
Kitchener, ON N2G 2E6

Phone: 519-886-0557
Fax: 519-886-0605
www.oscseeds.com

New for 2024!



1372 COSMIC
PURPLE CARROT



1447 TWISTER HYBRID
CAULIFLOWER



5212 BABY BLUE
EUCALYPTUS



4214 PARSLEY
MOSS CURLED



1577 COSMOS
CUPCAKES MIXED



6522 HOLLYHOCK
HALO MIXED



6411 COLUMBINE
EARLYBIRD RED YELLOW



6412 COLUMBINE
EARLYBIRD PURPLE WHITE

Order online at www.oscseeds.com anytime day or night.